



2014 GENUINE PARTS CATALOG



If it's not Jacobsen,
it's not genuine.

www.jacobsen.com



WE PUT MORE INTO IT. YOU GET MORE OUT OF IT.

ECLIPSE[®] 2



We put in password protected programmable controls so you can achieve a consistent cut regardless of operator.

We rotated the Honda[®] engine 180 degrees so you get better balance in turns and easy access to the pull-start.

We installed a true automotive differential so you get superior straight line tracking.

We increased the maximum mow speed to 3.8mph and added a 15-blade reel so you can be more productive without sacrificing quality of cut.

ECLIPSE² 122F shown

We engineered a counter-balanced handle so the cutting reel sits true on the turf when you grab the handle.

We installed regenerative braking so you can control speed when mowing.

We extended the mounting slots so you can adjust weight distribution to the front roller.

We put in our Classic XP reel with 15-blades so you get the industry's best quality of cut.

We put in our patented true floating head so you can cut the most undulated green without scalping.

JACOBSEN

Contents

Contents	1
Rollers	2-12
Reels and Bedknives	13-25
MAGSystem	26-27
Cutter Bar & Blades.....	28
O-Rings	29-31
Paint, Lubricant & Grinding Compound	32
500 Hour Maintenance Kit	33
Recommended Hydraulic Fluid By Product	34-35
Common Fuses.....	36
Common Belts	37-38
Service Manuals	39
Jacobsen Filters & Fluids.....	40-44
Special Service Tool	45-46
Grass Catchers	47
Turf Groomer	48-50
Vertical Mowers	51-52
TC22 (62292)	53
Greens Mower and PGM 22" (62279, 62280, 63280 & 63286).....	54-55
ECLIPSE® 100 Series (63300 ~63304, 63311 ~ 63315).....	56-58
ECLIPSE®2 118 (63334 ~ 63351)	59-62
Greens King 500 Series (62281, 62282, 62283, 62285, 63281, 63281, 63285, 63287 & 63288)	63-64
E-Walk InCommand (63290)	65
E-Walk (62290)	66
E-Plex (898852, 898859, 898863, 88116 & 88117)	67
Greens King IV and IV Plus (62287, 62288, 62289, 62302, 62303, 62304, 62305 & 62306)	68-70
Greens King V and VI (62275, 62276, 62277, 62278, 62375, 62376, 62377 & 62378)	71
G-Plex III (62704 & 62705)	72
GP400 (62706 & 62707)	73-77
ECLIPSE® 322 (62800, 62801, 62802, 62803, 62804, 62805, 62825 & 62826).....	78-80
TR3 (69160)	81
Tri-King 1800G & 1900D (67016, 67017, 67042, 67043 & 67069).....	82-84
SLF-1880 (67923, 67924, 67938, 67955, 67956 & 67957)	85-87
LF-100, LF-123 and LF-128 (67770, 67776, 67785, 67786, 67795, 67796, 67818 & 67819).....	88
LF-3400/3800 (67866~67869, 67889, 67836, 67945~67950, 67958~67961 & 67971-67972)	89-91
LF-4675/4677 (67915, 67916, 67962 & 67963).....	92
LF510 (67991 & 67992)	93-95
LF550/570 (67978, 67979, 67980, 67981, 67982 & 67983)	96-98
LF510/550/570/3400/3800/4675/4677 Lift Cylinders	99
Fairway and Blitzer Mowers (71105, 71351 & 73105).....	100-101
B-40 Plus Blower (85040 & 85041).....	102
Groom Master II (88008, 88009, 88010 & 88042)	103
TurfCat 400 Series (66013-66014, 66073-66074, 66127-66129, 66132, 66134 & 66136-66140)	104
TurfCat 500 Series (66146, 66148, 66149, 66150 & 66151)	105
TurfCat 600 Series (946713, 946714, 69168, 69169, 69175 & 69176)	106-108
HR-4600 (67862 & 67863)	109
HR-5111 (69116 & 69158).....	110
R-311 (69166) and R-311T (69171)	111-113
R311T (69177).....	114-116
R311T (69178)	117-119
HR 9510.....	120
HR-6010 (LHAK003, 69170)	121-123
HR-9016T(70522, 70523, 70524, 70525, 70528, 70529, 70530, 70531, 70538, 70539, 70540 & 70541)	124-126
AR-3 (69164, 69173)	127
AR-2500.....	128
AR-5 (68080)	129
AR-522 (68082 & 68098).....	130-132
AR522 (68131)	133-135
AR722T (68233).....	136-138
Aerating Tines	139-140
GreensAire 24 (544907, 58230, 58233, 58234)	141
GreensAire 30 (544915, 544916, 88118 & 88119)	142
GreensAire 60 Engine Model (544913) PTO Model (544914)	143-145
PerformAire 60/80 (88120 & 88121)	146
Turf-Truckster (84043, 84044, 84056, 84057, 84061, 84063, 84064, 84067, 84068 & 84069)	147-149
SprayTek (84042, 84055, 84062 & 84066).....	150

Jacobsen® Rollers

Rollers play a critical role in providing consistent, even support for the mower, particularly the cutting unit. That's why Jacobsen® offers a complete selection of rollers to meet the cutting performance and ground following you desire, regardless of the application.

Front Rollers



Grooved Machined Aluminum

Grooves in the roller allow the cutting unit to sit further down into the turf for a more aggressive cut and improved straight-line tracking.



Grooved Machined Steel

Provides the performance advantages of the grooved aluminum roller, however, the steel is heavier which results in an even more aggressive cut.



Grooved Segmented Machined Aluminum

This grooved machined aluminum system features three segments. These segments can rotate at different speeds, making tight turns on greens easier when doing cleanup passes.



Grooved Assembly Steel Disc

Wide spacing between the discs makes these rollers the most aggressive; recommended for straight-line mowing only.



Solid Tubes

Available in light or heavy versions; both are less aggressive than grooved rollers making them ideal for use on turf under stress. They are better than full-length grooved rollers for tight turns on cleanup passes because solid rollers slide across the turf. The heavier roller is slightly more aggressive. Rollers feature a scraper to prevent debris buildup.

Rear Rollers

These rollers help to support the cutting unit and ensure there is a consistent height of cut across the unit. The rear roller also delivers a manicured, striping effect after the cut.

Jacobsen® Roller Options

Front Rollers

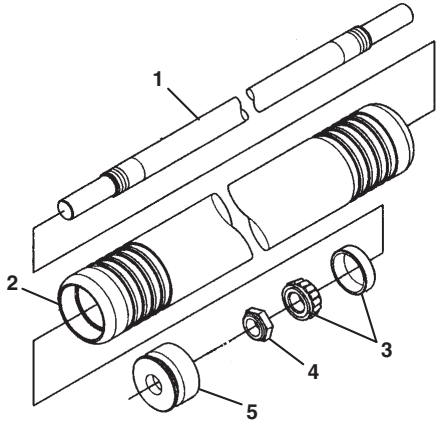
	Part Number	Model Application (Obsolete models in parenthesis)	Diameter (inches)	Weight (each / lbs)
18" Hollow smooth tube steel roller	4108920	Eclipse 118, GK 518, SLF-1880 (GK418)	2	6
18" Grooved machined aluminum roller	63318	Eclipse 118	2-3/16	6
18" Grooved machined steel roller	68616	Eclipse 118, GK 518, SLF-1880 (GK418)	2-3/16	16
18" Solid tube steel roller with scraper	68626	Eclipse 118, GK 518, SLF-1880 (GK418)	2-3/16	20
18" Grooved steel roller with scraper	67925	SLF-1880	3	18
22" Grooved assembly steel disc roller	68527	Eclipse 122, PGM22, GK522, GKIV, GP400, LF550, G-Plex III, (E-Plex II, LF-3400, GK 422, Greens Mower, GKVI, LF-128), Eclipse 322	2	10
22" Solid tube steel roller with scraper (light)	68530	Eclipse 122, PGM22, GK522, GKIV, GP400, LF550, G-Plex III, (E-Plex II, LF-3400, GK 422, Greens Mower, GKVI, LF-128), Eclipse 322	2	7
22" Solid tube steel roller	1004991	Eclipse 122, PGM22, GK522, GKIV, GP400, LF550, G-Plex III, (E-Plex II, LF-3400, GK 422, Greens Mower, GKVI, LF-128), Eclipse 322	2	18
22" Solid tube steel roller with scraper	68641	Eclipse 122, PGM22, GK522, GKIV, GP400, LF550, G-Plex III, (E-Plex II, LF-3400, GK 422, Greens Mower, GKVI, LF-128), Eclipse 322	2	18
22" Grooved machined steel roller	68613	Eclipse 122, PGM22, GK522, GKIV, GP400, LF550, G-Plex III, (E-Plex II, LF-3400, GK 422, Greens Mower, GKVI, LF-128), Eclipse 322	2-3/16	18
22" Grooved machined aluminum roller	68614	Eclipse 122, PGM22, GK522, GKIV, GP400, LF550, G-Plex III, (E-Plex II, LF-3400, GK 422, Greens Mower, GKVI, LF-128), Eclipse 322	2-3/16	8
22" Grooved segmented machined aluminum roller	68673	Eclipse 122, PGM22, GK522, GKIV, GP400, LF550, G-Plex III, (E-Plex II, LF-3400, GK 422, Greens Mower, GKVI, LF-128), Eclipse 322	2-1/4	8
22" Grooved steel roller	123268	LF550, LF570, LF-4677 (LF-3400, LF-3800, LF-3407, LF-4675, LF-100, LF-123, LF-128)	3	18
26" Grooved machined aluminum roller	68617	Eclipse 126, GK 526 (GK426)	2-3/16	10
26" Grooved machined steel roller	68628	Eclipse 126, GK 526 (GK426)	2-3/16	24
26" Solid tube steel roller with scraper	68627	Eclipse 126, GK 526 (GK426)	2-3/16	26
26" Grooved steel rollers (set of 3)	67731	Tri-King, TR-3	3	22
30" Grooved steel rollers (set of 3)	67729	Tri-King (30")	3	25

Rear Rollers

	Part Number	Model Application (Obsolete models in parenthesis)	Diameter (inches)	Weight (each / lbs)
18" Rear roller assembly	4175221	Eclipse 118F	2	6
15.5" Narrow width, solid tube steel roller	4115860	SLF-1880	2-3/16	16
18" Full-width, solid tube roller with scraper	68674	SLF-1880	2-3/16	20
20" Solid tube roller	5003687	LF550, LF570, LF-4677 (LF-3400, LF-3800, LF-3407, LF-4675, LF-135)	2-1/2	10
22" Solid tube roller	1004990	Eclipse 122, GKIV, G-Plex III, GP400, LF550 (E-Plex II, LF3400, GKV, GKVI, LF-100, LF-123, LF-128), Eclipse 322	2	12
22" Solid tube steel roller	1000770	(LF-3400, LF-3800, LF-100, LF-123, LF-128)	2	15
22" Solid tube roller	1003728	LF550, LF570, LF-4677 (LF-3400, LF-3800, LF-3407, LF-4675, LF-135)	2-1/2	10
22" Solid tube roller	1002446	LF550, LF570, LF-4677 (LF-3400, LF-3800, LF-3407, LF-4675, LF-135)	2-1/2	10
26" Solid tube steel roller	132639	Tri-King (26")	2-1/2	12
30" Solid tube steel roller	132640	Tri-King (30")	2-1/2	13
26" Roller scraper	67909	Tri-King (26"), TR-3	N/A	3
30" Roller scraper	67910	Tri-King (30")	N/A	3

NOTE: When choosing roller options for a walking greens mower, keep in mind that a heavier front roller adds more forward bias; this can help the operator track a straighter line and avoid skip cuts that result from bouncing the roller. A lighter roller can help an experienced operator perform spin turns more easily.

18" Rollers



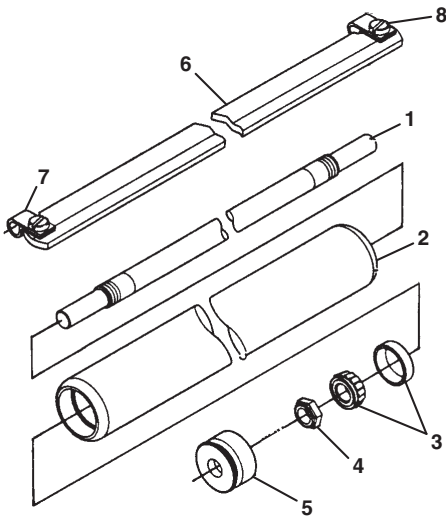
18" Machined Grooved Steel - 68616 ■

(Used on Greens King 418 & 518, SLF-1880, & ECLIPSE®)

18" Grooved Aluminum - 63318 ■

(Used on ECLIPSE® 118)

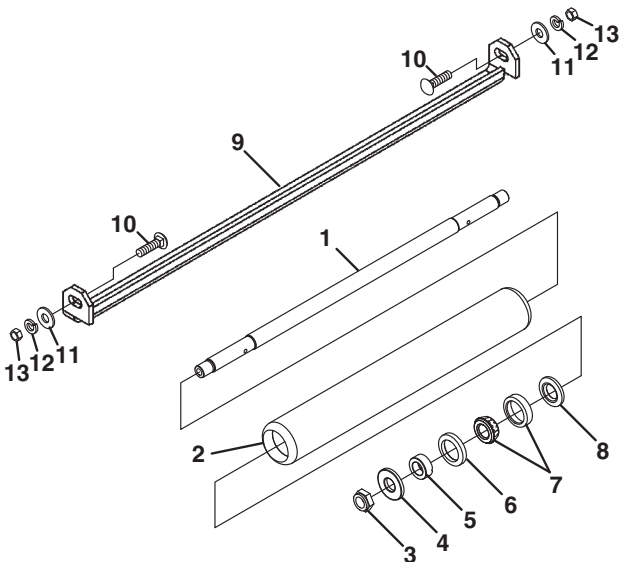
Item	Part No.	Description
1	3009724	Shaft, Roller
2	5002816	Roller, Machined Grooved Steel
2	4179980	Roller, Machined Grooved Aluminum
▲ 3	503378	Bearing Cup and Cone
▲ 4	367029	Locknut, 3/4-16 UNF
▲ 5	3010210	Seal, Grease



18" Solid Tube - 68626 ■

(Used on Greens King 418 & 518, SLF-1880, & ECLIPSE®)

Item	Part No.	Description
1	3009724	Shaft, Roller
2	5002818	Roller, Solid
▲ 3	503378	Bearing Cup and Cone
▲ 4	367029	Locknut, 3/4-16 UNF
▲ 5	3010210	Seal, Grease
6	1000599	Scraper Assembly (Includes Items 7 & 8)
7	352214	Clip
8	407586	1/4-20 Pan Hd Screw



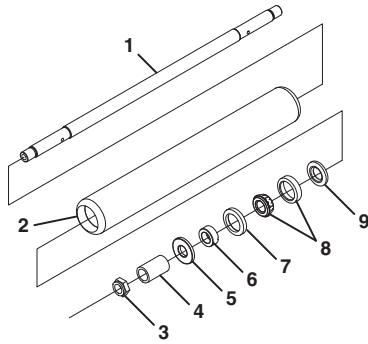
18" Full Length Rear Roller- 68674 ■

18" Full Length Rear Roller - 4135083

SLF-1880

Item	Part No.	Description
1	4135081	Shaft, Roller
2	4115558	Roller, Solid
▲ 3	445801	Nut, 5/8-18 Hex Jam Nylon Insert
4	4115557	Washer
▲ 5	3001762	Sleeve, Wear
6	3000983	Oil Seal
▲ 7	5000625	Bearing Assembly
▲ 8	3001656	Seal, Grease
◆ 9	4134859	Scraper
◆ 10	441614	Carriage Bolt, 5/16-18 x 1"
◆ 11	452006	Flat Washer, 5/16
◆ 12	446136	Lockwasher, 5/16 Heavy
◆ 13	443106	Nut, 5/16-18 Hex

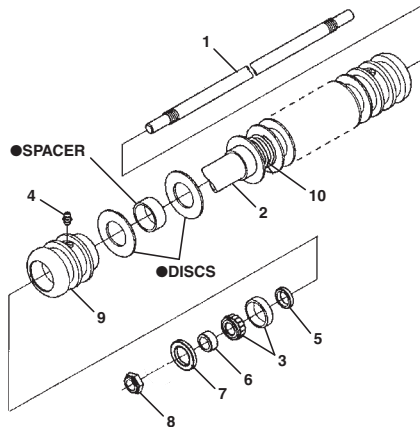
◆ Used on 68674 Only.



18" Smooth Std.-▲ 4115860

(Used on SLF-1880)

Item	Part No.	Description
1	2811039	Shaft
2	4115559	Tube, Roller
▲ 3	445801	Nut, 5/8-18 Hex Jam Nylon Insert
4	4115523	Spacer
5	4115557	Washer
6	3001762	Sleeve, Wear
▲ 7	3000983	Oil Seal
▲ 8	5000625	Bearing Assembly
▲ 9	3001656	Seal, Grease



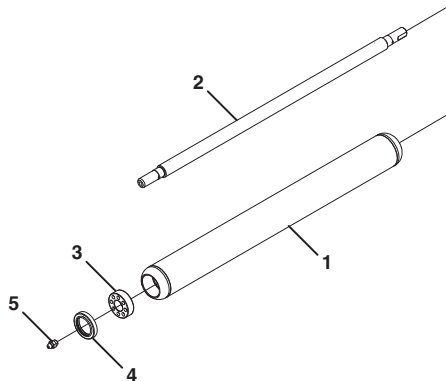
18" Grooved Roller - 2811028

(Used on SLF-1880)

Item	Part No.	Description
▲ 1	2811030	Shaft
2	4118903	Tube
▲ 3	500534	Bearing Cup and Cone*
▲ 4	471214	Grease Fitting
▲ 5	338647	Seal, Grease*
▲ 6	3005156	Wear Sleeve
▲ 7	3004882	Seal, Grease*
▲ 8	367029	Locknut, 3/4-16 UNF*
▲ 9	241838	Bearing Housing
10	365016	Spring

* - For Rebuild Kit order 5000097. (Kit includes items 3, 5, 7, 9 and roller discs and spacer.

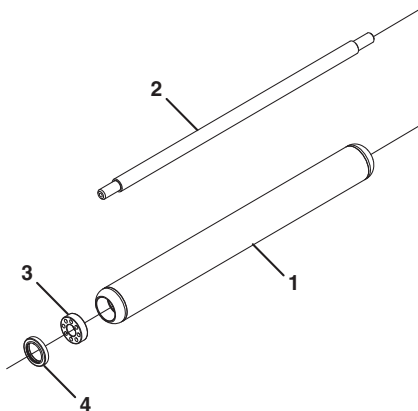
For Disc and Spacer Kit order 5000471.



18" Front Roller Assembly - 4108920

(Used on SLF-1880, 518, & ECLIPSE® 118, 118F)

Item	Part No.	Description
1	4108921	Roller Tube
2	4108924	Shaft
▲ 3	3010712	Bearing
▲ 4	3010286	Seal
▲ 5	471214	Fitting, Grease

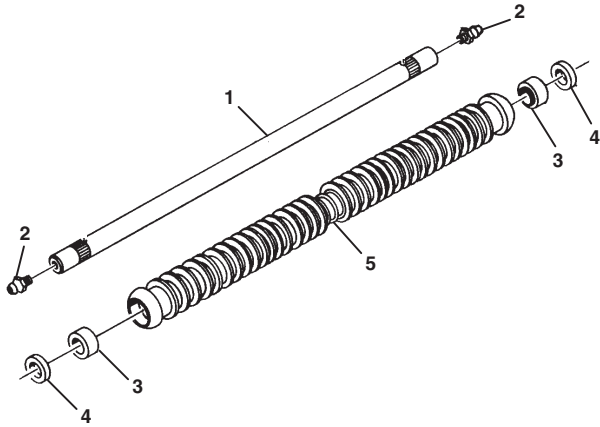


18" Rear Roller Assembly - 4175221

(Used on ECLIPSE® 118F)

Item	Part No.	Description
1	4108921	Roller Tube
2	4175220	Shaft
▲ 3	3010712	Bearing, Ball
▲ 4	3010286	Seal

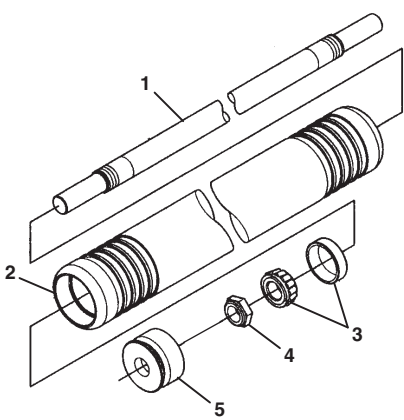
22" Rollers



22" Grooved - 68527 ■

(Used on ECLIPSE® 322, Greens King, Greens King 422, 522 & Greens Mower)

Item	Part No.	Description
▲ 1	3010621	Shaft
▲ 2	471214	Grease Fitting
▲ 3	3010712	Roller Bearing
▲ 4	3010286	Seal
5	129806	Grooved Roller Assembly

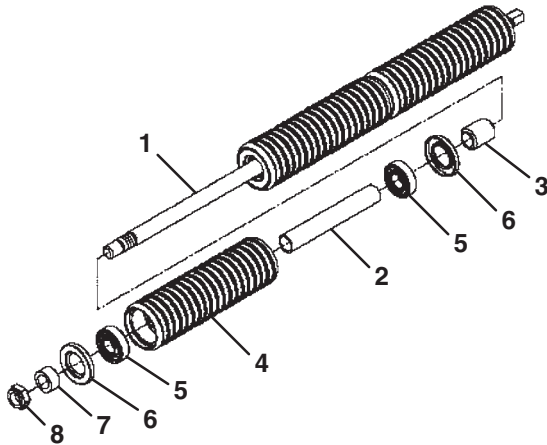


22" Machined Grooved Steel - 68613 ■

22" Machined Grooved Aluminum - 68614 ■

(Used on ECLIPSE® 322, Greens King, Greens King 422, 522 & Greens Mower)

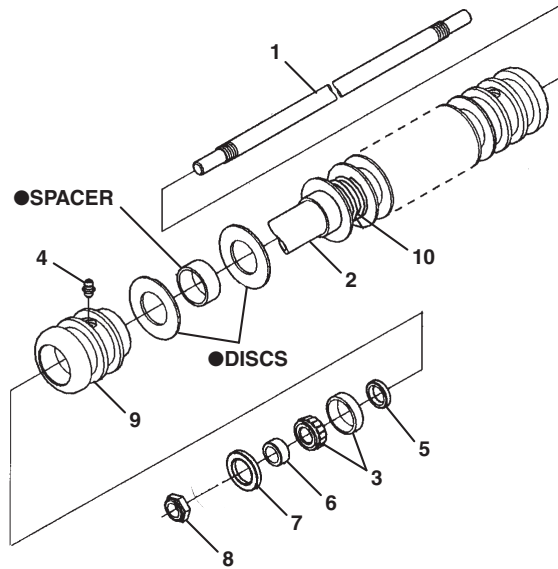
Item	Part No.	Description
▲ 1	3009725	Shaft, Roller
2	5002815	Roller, Grooved (Used on 68613)
2	3000394	Roller, Grooved (Used on 68614)
▲ 3	503378	Bearing Cup and Cone
▲ 4	367029	Locknut, 3/4-16 UNF
▲ 5	3010210	Adapter, Seal



22" Segmented Grooved Roller - 68673 ■

(Used on ECLIPSE® 322, Greens King, Greens King 422, 522, & Greens Mower)

Item	Part No.	Description
1	2810708	Shaft
2	4130417	Spacer, Roller Segment
3	4130418	Spacer, Bearing
4	4130419	Segment, Roller
▲ 5	366707	Ball Bearing
▲ 6	338773	Seal, Grease
7	4130428	Spacer, Bearing
▲ 8	445801	Nut, 5/8-18 Hex Jam Nylon Insert

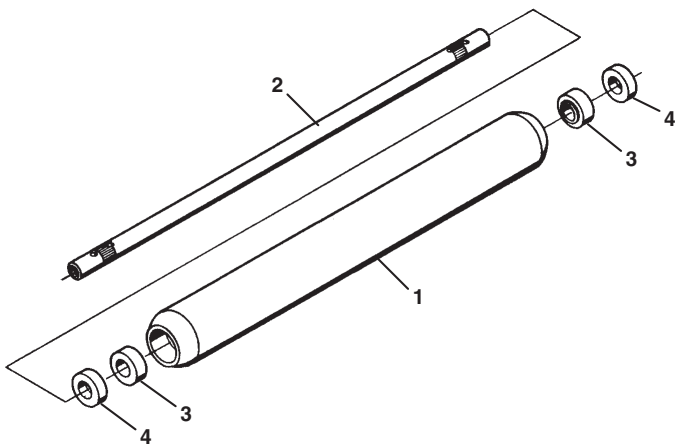


22" Grooved -▲ 123268

(Used on LF-100, LF-123, LF-128, LF550, LF570, LF-3400, LF-3800 & LF510)

Item	Part No.	Description
▲ 1	3003416	Shaft
2	5002837	Tube
▲ 3	500534	Bearing Cup and Cone*
▲ 4	471214	Grease Fitting
▲ 5	338647	Seal, Grease*
▲ 6	3005156	Wear Sleeve
▲ 7	3004882	Seal, Grease*
▲ 8	367029	Locknut, 3/4-16 UNF*
▲ 9	241838	Bearing Housing
10	365016	Spring

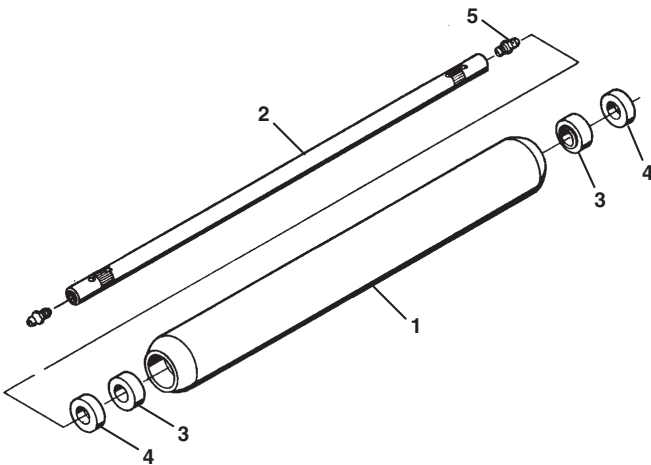
* - For Rebuild Kit order 5000097. (Kit includes items 3, 5, 7, 9 and roller discs and spacer.
For Disc and Spacer Kit order 5000471.



22" Solid - Rear -▲ 1004990

(Used on ECLIPSE® 322, Greens King, LF-100, LF-123 & LF-128)

Item	Part No.	Description
1	5002814	Roller Tube
▲ 2	3010422	Shaft
3	3010712	Bearing
▲ 4	3010286	Seal



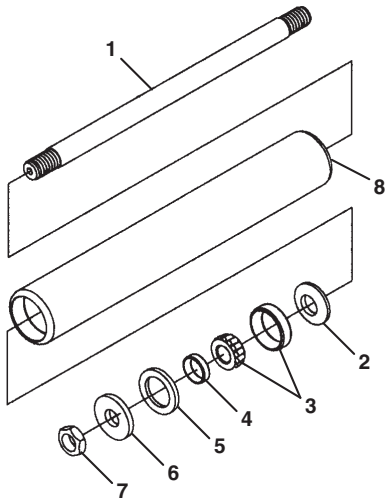
22" Solid-Front (Light) - 68530 ■

22" Solid-Front - 68641 ■

(Used on ECLIPSE® 322, Greens King, Greens Mower, Greens King 422 & 522)

Item	Part No.	Description
▲	1004991	22" Solid Front (Light) (Used on 68530)
	1004988	22" Solid Front (Used on 68641)
▲ 1	5002814	• Roller Tube (Used on 1004991)
	3007008	• Roller Tube (Used on 1004988)
▲ 2	3010621	• Shaft
▲ 3	3010712	• Bearing
4	3010286	• Seal
▲ 5	471214	• Fitting, Grease
6	2500022	Roller Scraper

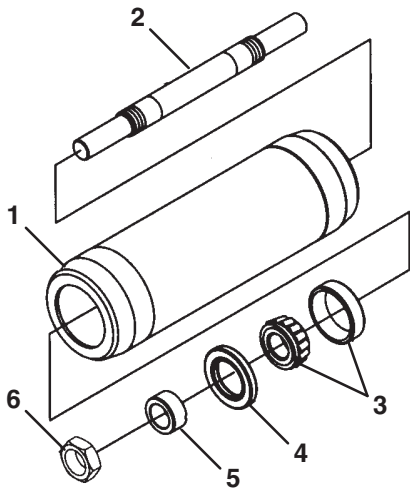
22" Rollers



22" Solid -▲ 1000770

(Used on Greens King V, LF-100, LF-123, LF-128, LF510, LF550, LF570, LF-3400 & LF-3800)

Item	Part No.	Description
▲ 1	3001654	Shaft
▲ 2	3001656	Seal, Grease
▲ 3	5000625	Bearing Assembly
▲ 4	3001762	Wear Sleeve
▲ 5	3000983	Seal, Oil
▲ 6	3000698	Washer
▲ 7	445801	Nut 5/8-18 Hex Jam Nylon Inset
8	5002836	Tube Roller



22" Solid-Rear - 5003687

(Used on LF-135, LF570, & LF-3800)

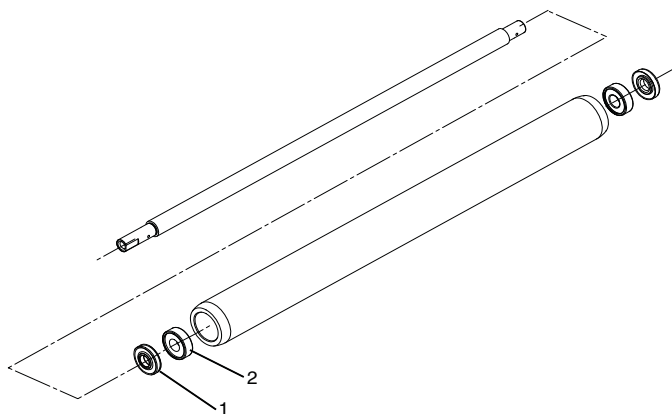
22" Solid-Rear - 1002446

(Used on LF-135, LF510, LF550, LF570, LF-3400 & LF-3800)

22" Solid-Rear -▲ 1003728

(Used on LF510, LF550, LF570, LF-3400, & LF-3800)

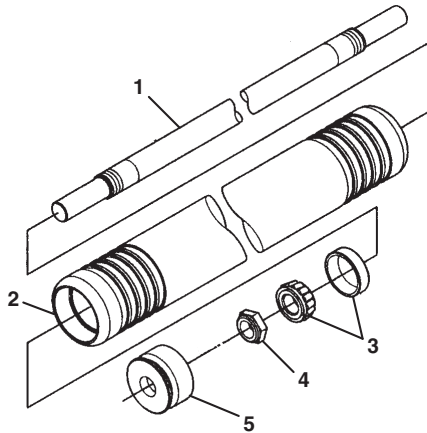
Item	Part No.	Description
1	5002833	Tube (Used on 1002446)
	1003728	Tube (Used on 1003728)
	1004415	Tube (Used on 5003687)
2	3005318	Shaft (Used on 1002446)
▲	3008027	Shaft (Used on 1003728)
	3009499	Shaft (Used on 5003687)
▲ 3	500534	Bearing, Cup and Cone
▲ 4	3004882	Grease Seal
▲ 5	3005156	Wear Sleeve
▲ 6	445798	Nut, Stover Lock
	367029	Nut, Jam



22" Solid-62294 ■

(Used on Tournament Cut 22)

Item	Part No.	Description
1	3010286	Oil Seal
2	3010712	Bearing, Ball

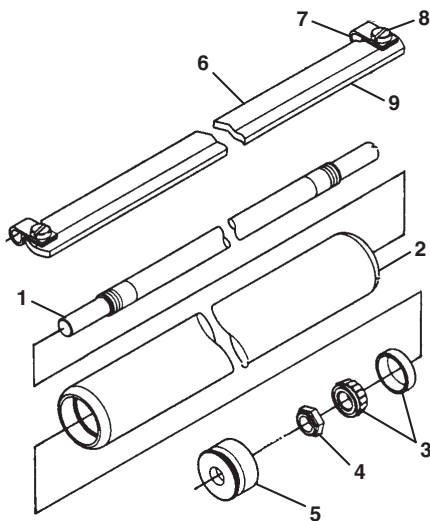


26" Grooved Aluminum - 68617 ■

26" Grooved Steel - 68628 ■

(Used on Greens King 426, 526, & ECLIPSE®)

Item	Part No.	Description
1	3009726	Shaft, Roller
2	3000546	Roller, Machined Grooved Aluminum
2	5002817	Roller, Machined Grooved Steel
▲ 3	503378	Bearing, Cup and Cone
▲ 4	367029	Locknut, 3/4-16 UNF
▲ 5	3010210	Seal, Grease

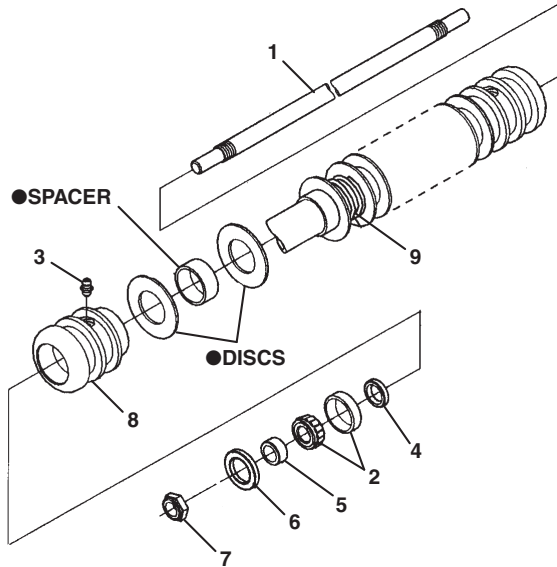


26" Solid - 68627 ■

(Used on Greens King 426, 526, & ECLIPSE®)

Item	Part No.	Description
1	3009726	Shaft, Roller
2	5002819	Roller, Solid
▲ 3	503378	Bearing, Cup and Cone
▲ 4	367029	Locknut, 3/4-16 UNF
▲ 5	3010210	Seal, Grease
6	1000600	Scraper Assembly (Includes Items 7 and 8)
7	352214	Clip
8	407586	1/4-20 Pan Hd Screw

26" Rollers

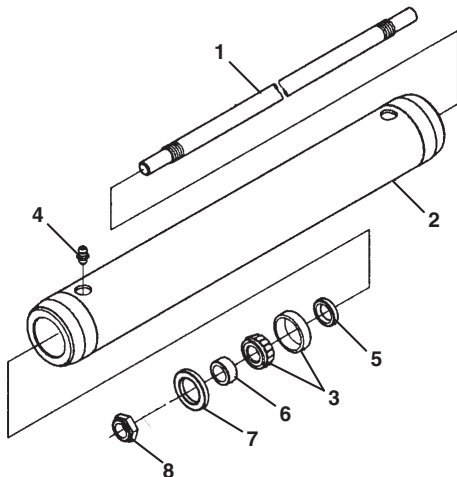


26" Grooved - 123266

(Used on Tri-King & LF 3810)

Item	Part No.	Description
1	3003415	Shaft
▲ 2	500534	Bearing Cup and Cone*
▲ 3	471214	Grease Fitting
▲ 4	338647	Seal, Grease*
▲ 5	3005156	Wear Sleeve
▲ 6	3004882	Seal, Grease*
▲ 7	367029	Locknut, 3/4-16 UNF*
▲ 8	241838	Bearing Housing
9	365039	Spring

* - For Rebuild Kit order 5000097. (Kit includes items 3, 5, 7, 9 and roller discs and spacers.
For Disc and Spacer Kit order 5000471.



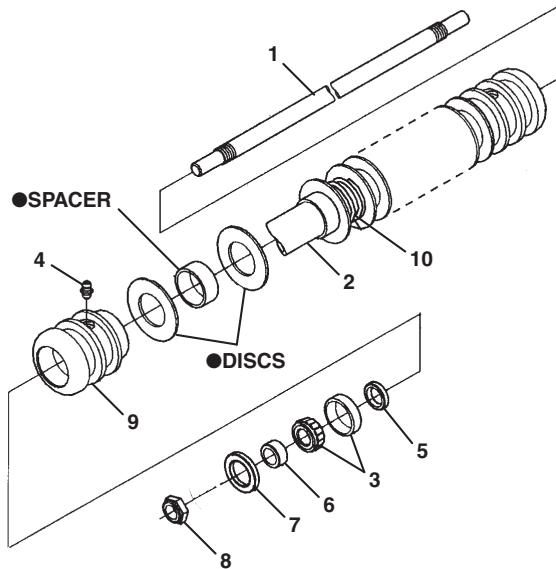
26" Solid - ▲ 132639

(Used on Tri-King, TR-3, & LF 3810 (10 blade))

Item	Part No.	Description
1	3003415	Shaft
2	5002831	Tube Assembly
3	500534	Bearing Cup and Cone
▲ 4	471214	Grease Fitting
▲ 5	338647	Seal, Grease
6	3005156	Wear Sleeve
7	3004882	Seal, Grease
▲ 8	367029	Locknut, 3/4-16 UNF

30" Grooved - 123265

(Used on Tri-King)

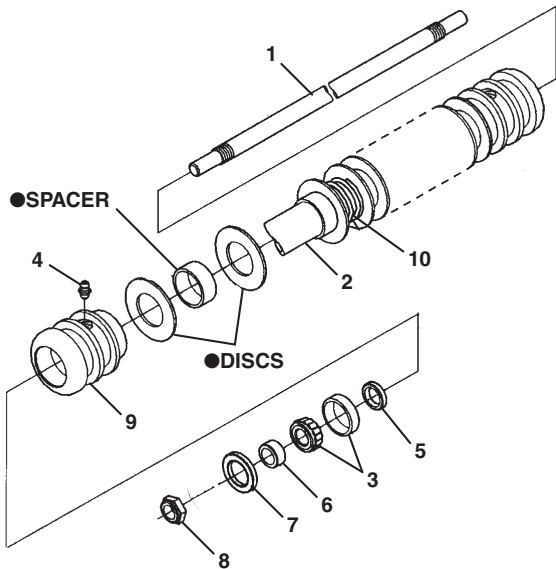


Item	Part No.	Description
▲ 1	3003414	Shaft
2	5002839	Tube
▲ 3	500534	Bearing Cup and Cone*
▲ 4	471214	Grease Fitting
▲ 5	338647	Seal, Grease*
▲ 6	3005156	Wear Sleeve
▲ 7	3004882	Seal, Grease*
▲ 8	367029	Locknut, 3/4-16 UNF*
9	241838	Bearing Housing
10	365016	Spring

* - For Rebuild Kit order ▲5000097. (Kit includes items 3, 5, 7, 9 and roller discs and spacers.
For Disc and Spacer Kit order 5000471.

30" Grooved - 123267

(Used on ST 5111, 5 Gang, & Hydraulic Rangers)

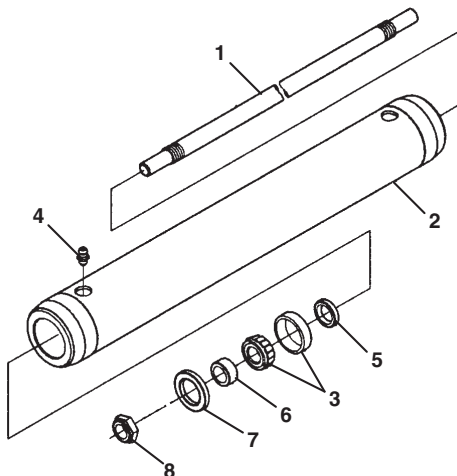


Item	Part No.	Description
1	3003413	Shaft
2	5002839	Tube
3	500534	Bearing Cup and Cone*
▲ 4	471214	Grease Fitting
5	338647	Seal, Grease*
6	3005156	Seal, Grease
▲ 7	3004882	Seal, Grease*
▲ 8	367029	Locknut, 3/4-16 UNF*
▲ 9	241838	Bearing Housing
10	365016	Spring

* - For Rebuild Kit order 5000097. (Kit includes items 3, 5, 7, 9 and roller discs and spacers.
For Disc and Spacer Kit order 5000471.

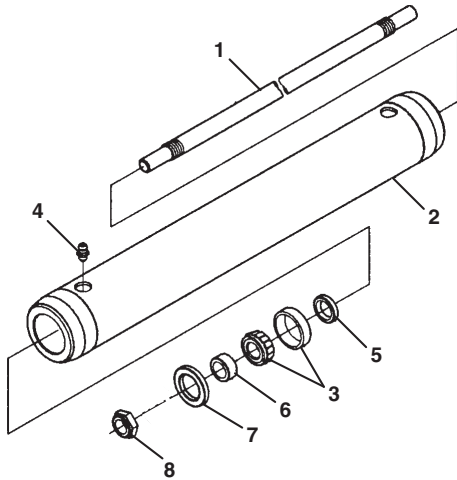
30" Solid - ▲ 132506

(Used on Fairway, Hydraulic Rangers, & ST 5111)



Item	Part No.	Description
1	3003413	Shaft
2	5002835	Tube Assembly
3	500534	Bearing Cup and Cone
▲ 4	471214	Grease Fitting
▲ 5	338647	Seal, Grease
▲ 6	3005156	Wear Sleeve
▲ 7	3004882	Seal, Grease
▲ 8	367029	Locknut, 3/4-16 UNF

30" Rollers

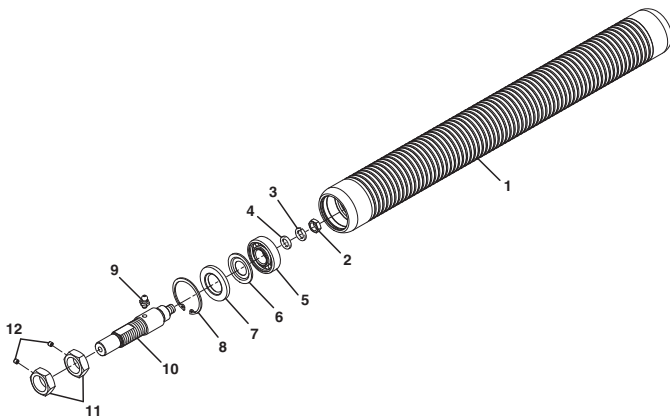


30" Solid -▲ 132640

(Used on Tri-King)

Item	Part No.	Description
▲ 1	3003414	Shaft
2	5002832	Tube Assembly
▲ 3	500534	Bearing Cup and Cone
▲ 4	471214	Grease Fitting
▲ 5	338647	Seal, Grease
▲ 6	3005156	Wear Sleeve
▲ 7	3004882	Seal, Grease
▲ 8	367029	Locknut, 3/4-16 UNF

Turf Groomer Roller



Item	Part No.	Qty.	Description
1	390899	1	22" Roller Tube, 1/4" Spacing
1	390900	1	22" Roller Tube, 1/2" Spacing
1	3000784	1	18" Roller Tube, 1/4" Spacing
1	4116738	1	18" Roller Tube, 1/2" Spacing
1	3000783	1	26" Roller Tube, 1/2" Spacing
2	443816	2	Nut, 7/16-20 Hex Jam
3	446148	2	Lockwasher, 7/16 Heavy
4	452008	2	Flat Washer, 7/16
5	365330	2	Bearing, Ball
6	365345	2	Nylos Ring
7	338773	2	Grease Seal
8	458113	2	Snap Ring
9	471214	2	Grease Fitting, 1/4-28
10	4169260	1	Shaft
11	4157260	4	Nut, 7/8-14 HH. Spec.
12	415525	4	Screw, Set 5/16-18 x 1/4

TrueSet™ Bedknife Adjuster



ECLIPSE® TrueSet™ Reel Assemblies

	Product No.	Description
■	62828	18" 11 Blade Left Hand Reel
■	62829	18" 15 Blade Left Hand Reel
■	62830	22" 7 Blade Left Hand Reel
■	62831	22" 9 Blade Left Hand Reel
■	62832	22" 11 Blade Left Hand Reel
■	62833	22" 15 Blade Left Hand Reel

GP400 TrueSet™ Reel Assemblies

	Product No.	Description
■	62834	22" 7 Blade Left Hand Reel
■	62835	22" 9 Blade Left Hand Reel
■	62836	22" 11 Blade Left Hand Reel
■	62849	22" 15 Blade Left Hand Reel

Fairway TrueSet™ Reel Assemblies

	Product No.	Description
■	62837	18" 8 Blade Right Hand Reel
■	62838	18" 11 Blade Right Hand Reel
■	62839	22" 7 Blade Left Hand Reel
■	62840	22" 7 Blade Right Hand Reel

Greens King IV TrueSet™ Reel Assemblies

	Product No.	Description
■	62841	22" 7 Blade Left Hand Reel
■	62842	22" 7 Blade Right Hand Reel
■	62843	22" 9 Blade Left Hand Reel
■	62844	22" 9 Blade Right Hand Reel
■	62845	22" 11 Blade Left Hand Reel
■	62846	22" 11 Blade Right Hand Reel
■	62847	22" 15 Blade Left Hand Reel
■	62848	22" 15 Blade Right Hand Reel

TrueSet™ MagSystem

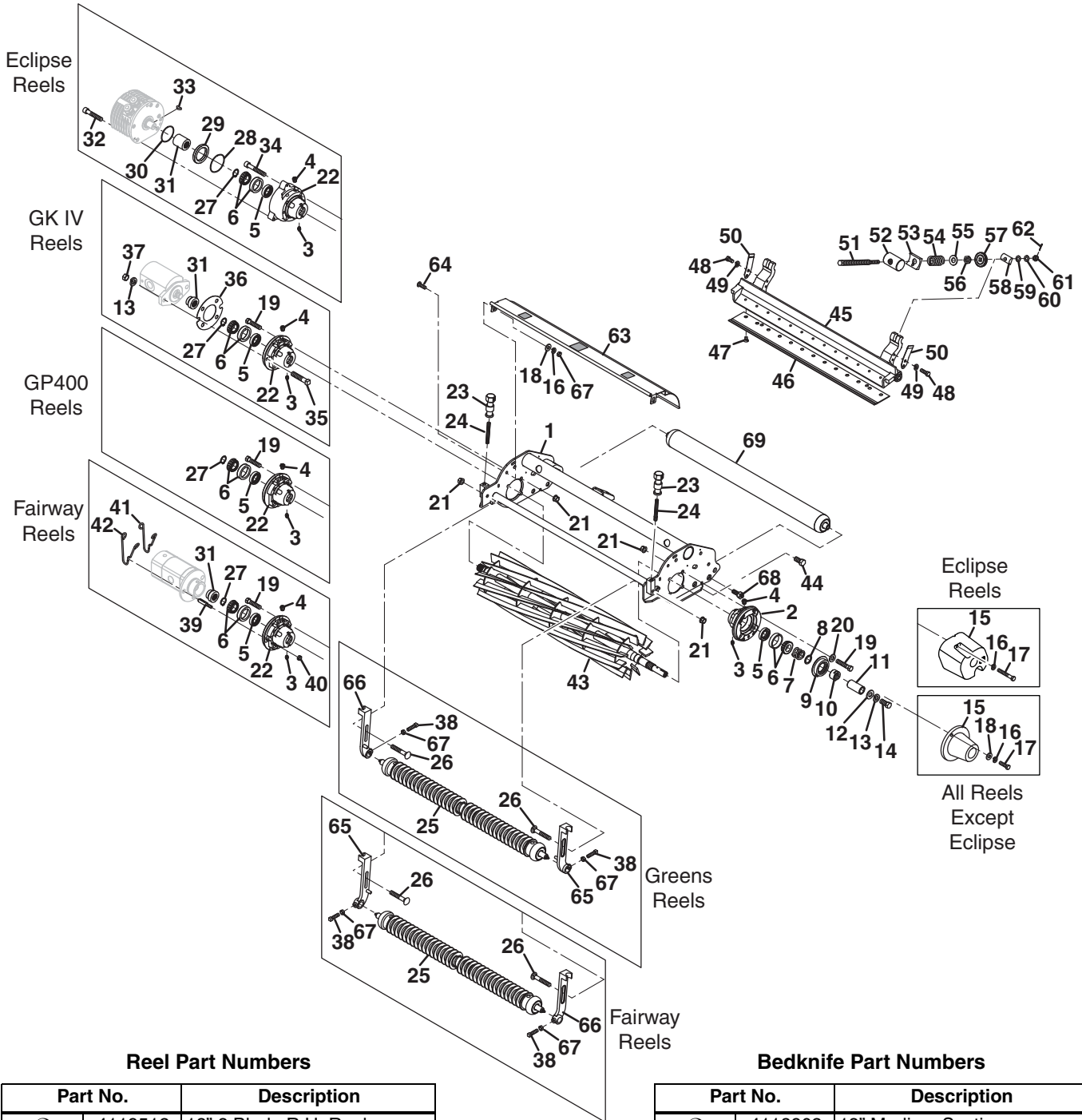
	Product No.	Description
	4266551	22" Tournament MagKnife Kit
	4266570	22" "XX" Super Tournament MagKnife Kit
	4266571	22" Fairway
	4266590	18" Medium Section MagKnife Kit

TrueSet™ Reel Conversion Kit

	Product No.	Description
◆	4266510	18" TrueSet Reel Conversion Kit
◆	4266530	22" TrueSet Reel Conversion Kit

◆ Requires reel frames to be drilled at Dealer, or TrueSet™ Drill Fixture Kit 4266550

5 Inch TrueSet™ Reel Service



Reel Part Numbers

Part No.	Description
○	4119512 18" 8 Blade R.H. Reel
○	4119513 18" 11 Blade R.H. Reel
●	4170220 18" 11 Blade L.H. Reel
●	4225504 18" 15 Blade L.H. Reel
●◆■★	5003053 22" 7 Blade L.H. Reel
◆★	5003054 22" 7 Blade R.H. Reel
●◆■	5001099 22" 9 Blade L.H. Reel
◆	5001100 22" 9 Blade R.H. Reel
●◆■	5001101 22" 11 Blade L.H. Reel
◆	5001102 22" 11 Blade R.H. Reel
●◆■	4225505 22" 15 Blade L.H. Reel
◆	4269791 22" 15 Blade R.H. Reel

Bedknife Part Numbers

Part No.	Description
○	4118902 18" Medium Section
○●	5000098 18" Low Profile
●	5002888 18" Super Tournament
●	4234901 18" Championship
★	503460 22" Heavy Section
●◆■★	5003150 22" Medium Section
●◆■	503477 22" High Profile
●◆■	503478 22" Low Profile
●◆■	503479 22" Tournament
●◆■	5002887 22" Super Tournament
●◆■	4234900 22" Championship

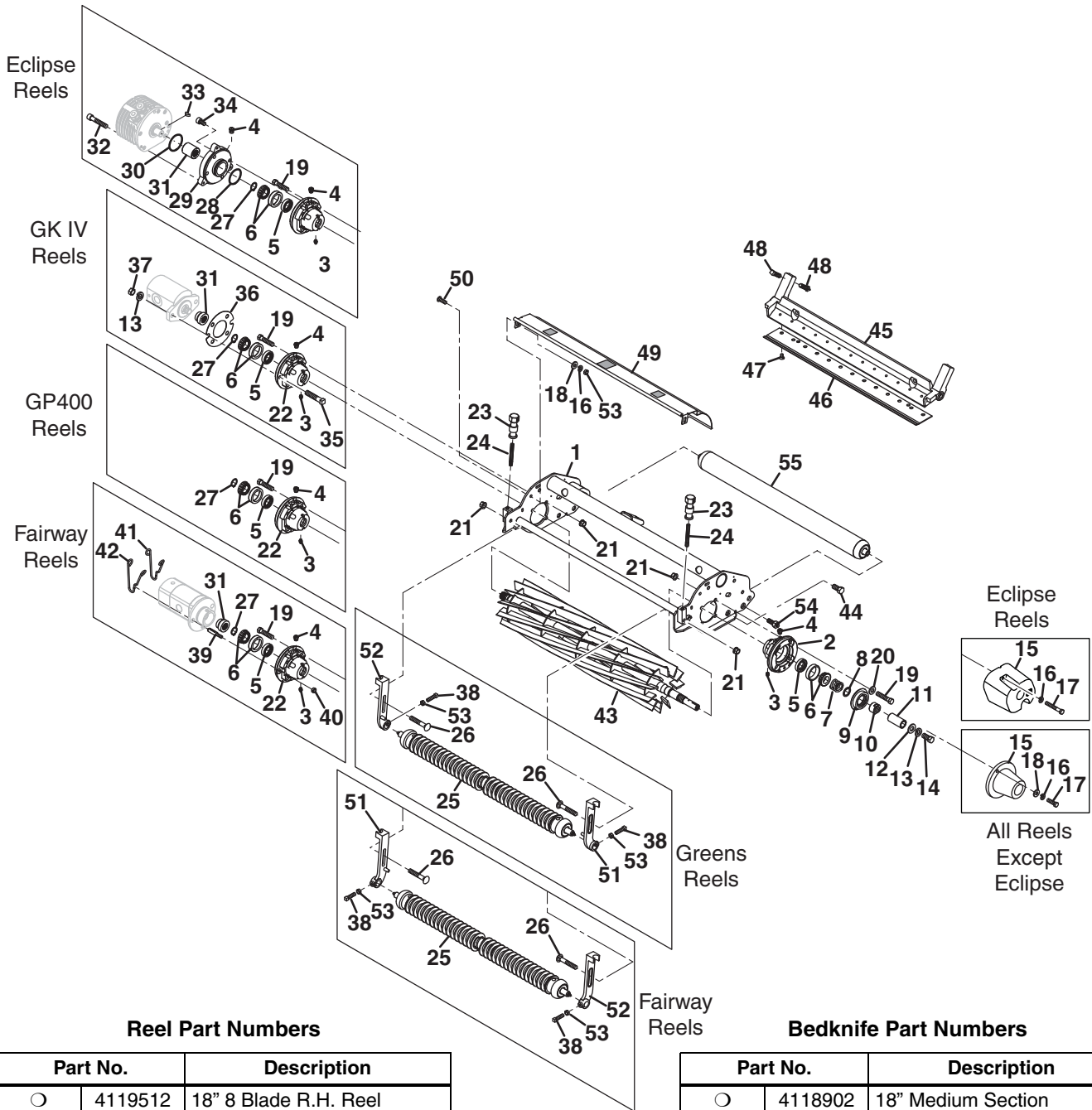
5 Inch TrueSet™ Reel Service

Item	Part No.	Description
●	1	4256224 18" Greens Reel Frame
●◆■	1	4256225 22" Greens Reel Frame
○	1	4256223 18" Fairway Reel Frame
★	1	4256226 22" Fairway Reel Frame
	2	1000480 Housing, Bearing
	3	471214 Grease Fitting
	4	471240 Vent Fitting
▲❖	5	336962 Seal, Grease
▲❖	6	500534 Bearing, Cup and Cone
	7	5002141 Spring, Compression
	8	304745 Washer, Reel Shaft
▲	9	163892 Seal Assembly
▲	10	364900 Nut, 3/4-16 Reel
	11	367164 Spacer
	12	453011 Flat Washer, 3/8
	13	446142 Lockwasher, 3/8 Heavy
	14	400294 Screw, 3/8-24 x 1" Hex Head
●	15	4171380 Casting, Counterweight
■○★	15	2000065 Casting, Counterweight
▲◆	15	557775 Cover, Reel Shaft
	16	446130 Lockwasher, 1/4
●	17	400118 Screw, 1/4-20 x 1-3/4" Hex Head
■○★	17	400110 Screw, 1/4-20 x 7/8" Hex Head
◆	17	400104 Screw, 1/4-20 x 1/2" Hex Head
	18	453023 Flat Washer, 1/4"
	19	400192 Screw, 5/16-18 x 1-1/2" Hex Head
	20	453009 Flat Washer, 5/16"
	21	445795 Nut, 5/16-18 Spiralock Flange
●	22	4268330 Housing, Motor Bearing
■	22	1004756 Housing, Motor Bearing
○★	22	1004786 Housing, Motor Bearing
◆	22	1002256 Housing, Motor Bearing
▲	23	3005692 Knob, Front Roller Adjuster
▲	24	343616 Stud, Front Roller Adjuster
⊛	25	Front Roller
▲	26	441674 Carriage Bolt, 5/16-18 x 1-3/4"
▲❖	27	458013 Ring, Snap
●	28	4268910 O-Ring, 2-1/8 x 2"
●	29	4265194 Adapter, Pilot
●	30	4104720 O-Ring, 1-7/8 x 1-3/4"
●	31	2812384 Coupler, Reel Motor
▲◆○	31	4247911 Coupler, Reel Motor
★❖	32	434010 Screw, 1/4-20 x 1-3/4" Socket Head
●	33	463029 Key, 5/8 x 3/16" Woodruff
●	34	434049 Screw, 5/16-18 x 2" Socket Head
◆	35	441814 Screw, 3/8-16 x 1-3/4" Square Head
▲◆❖	36	364901 Gasket, Motor
◆	37	443110 Nut, 3/8 Hex
▲	38	352737 Set Screw, 1/4-20 x 7/8" Square Head
○★	39	3010296 Pin, Motor Mounting

Item	Part No.	Description
○★	40	444708 Locknut, 1/4-20 Hex Center
○★	41	2810165 Clip, Motor
○★	42	2810166 Clip, Motor
	43	Chart Reel
	44	315298 Bolt, 7/16-20 x 3/4" Wheel
	45	4255751 Backing, 18" Bedknife
▲	45	4255754 Backing, 22" Bedknife
	46	Chart Bedknife
	47	4252470 Screw, Bedknife (Package of 100)
	48	400104 Screw, 1/4-20 x 1/2" Hex Head
	49	446130 Lockwasher, 1/4 Heavy
	50	4256230 Spring, Detent
	51	4256228 Rod, Bedknife Adjuster
	52	4256227 Trunnion, Internal
	53	4256229 Cradle, Tube Spring
	54	4256231 Spring, Compression
	55	400051 Washer, 1/2" Belleville
	56	400050 Nut, 1/2-20 Hex Jam Nylock
	57	4256233 Washer, Bedknife Adjustment
	58	4256232 Trunnion, Half
	59	400052 Washer, 5/16 Belleville
	60	400065 Washer, Shim
	61	400053 Nut, 5/16-24 Hex Slotted
	62	460008 Cotter Pin, 5/64 x 3/4"
	63	2811027 18" Grass Shield
	63	2810043 22" Grass Shield
	64	403782 Screw, 1/4-20 x 3/4" Truss Head
▲	65	3008439 Bracket, Roller
▲	66	3008438 Bracket, Roller
▲	67	443102 Nut, 1/4-20 Hex
	68	1002224 Zerk Bolt
⊛	69	Rear Roller

- - Used On Eclipse Reels
- ◆ - Used On Greens King IV Reels
- - Used On G Plex III and GP400 Reels
- - Used On SLF 1880 Reels
- ★ - Used On LF510, LF550, LF-3400 and LF-4675 Reels
- ⊛ - See Roller Section
- ❖ - Included in Cutting Unit Overhaul Kit 503543

5 Inch Four Point Adjustment Reel Service



Reel Part Numbers

Part No.	Description
○	4119512 18" 8 Blade R.H. Reel
○	4119513 18" 11 Blade R.H. Reel
●	4170220 18" 11 Blade L.H. Reel
●	4225504 18" 15 Blade L.H. Reel
●◆■★	5003053 22" 7 Blade L.H. Reel
◆★	5003054 22" 7 Blade R.H. Reel
●◆■	5001099 22" 9 Blade L.H. Reel
◆	5001100 22" 9 Blade R.H. Reel
●◆■	5001101 22" 11 Blade L.H. Reel
◆	5001102 22" 11 Blade R.H. Reel
●◆■	4225505 22" 15 Blade L.H. Reel
◆	4269791 22" 15 Blade R.H. Reel

Bedknife Part Numbers

Part No.	Description
○	4118902 18" Medium Section
○●	5000098 18" Low Profile
●	5002888 18" Super Tournament
●	4234901 18" Championship
★	503460 22" Heavy Section
●◆■★	5003150 22" Medium Section
●◆■	503477 22" High Profile
●◆■	503478 22" Low Profile
●◆■	503479 22" Tournament
●◆■	5002887 22" Super Tournament
●◆■	4234900 22" Championship

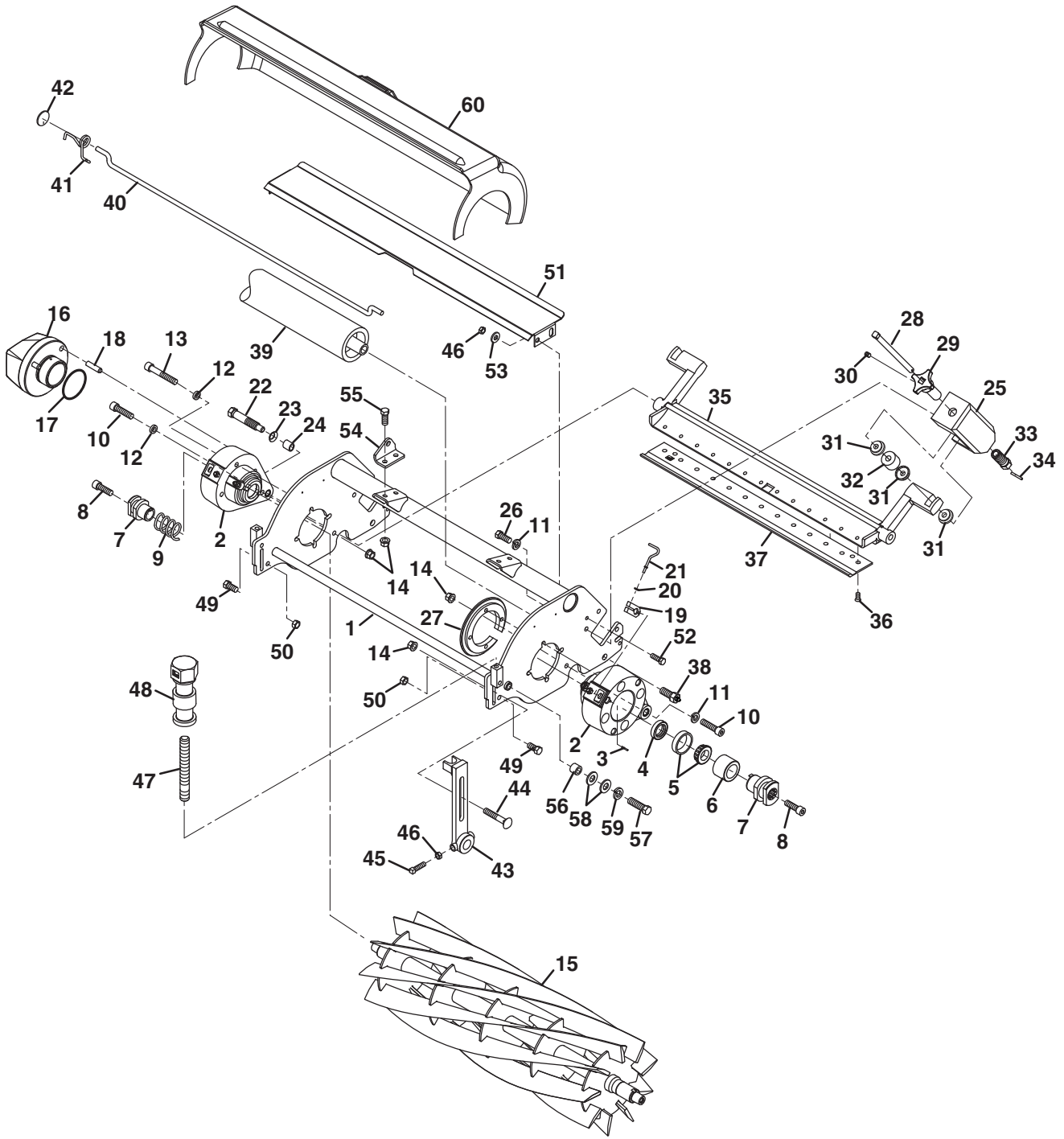
5 Inch Four Point Adjustment Reel Service

Item	Part No.	Description
●	1	4256224 18" Greens Reel Frame
●◆■	1	4256225 22" Greens Reel Frame
○	1	4256223 18" Fairway Reel Frame
★	1	4256226 22" Fairway Reel Frame
	2	1000480 Housing, Bearing
	3	471214 Grease Fitting
	4	471240 Vent Fitting
▲❖	5	336962 Seal, Grease
▲❖	6	500534 Bearing, Cup and Cone
	7	5002141 Spring, Compression
	8	304745 Washer, Reel Shaft
▲❖	9	163892 Seal Assembly
▲	10	364900 Nut, 3/4-16 Reel
	11	367164 Spacer
	12	453011 Flat Washer, 3/8
	13	446142 Lockwasher, 3/8 Heavy
	14	400294 Screw, 3/8-24 x 1" Hex Head
●	15	4171380 Casting, Counterweight
■○★	15	2000065 Casting, Counterweight
◆▲	15	557775 Cover, Reel Shaft
	16	446130 Lockwasher, 1/4
●	17	400118 Screw, 1/4-20 x 1-3/4" Hex Head
■○★	17	400110 Screw, 1/4-20 x 7/8" Hex Head
◆	17	400104 Screw, 1/4-20 x 1/2" Hex Head
	18	453023 Flat Washer, 1/4"
	19	400192 Screw, 5/16-18 x 1-1/2" Hex Head
	20	453009 Flat Washer, 5/16"
	21	445795 Nut, 5/16-18 Spirallock Flange
●■	22	1004756 Housing, Motor Bearing
○★	22	1004786 Housing, Motor Bearing
◆	22	1002256 Housing, Motor Bearing
▲	23	3005692 Knob, Front Roller Adjuster
▲	24	343616 Stud, Front Roller Adjuster
⊛	25	Front Roller
▲	26	441674 Carriage Bolt, 5/16-18 x 1-3/4"
▲❖	27	458013 Ring, Snap
●	28	845279 Seal, O-Ring
●	29	4167400 Adapter, Motor
●	30	4104720 O-Ring, 1-7/8 x 1-3/4"
●	31	2812384 Coupler, Reel Motor
◆○★	31	4247911 Coupler, Reel Motor
▲❖		
●	32	434010 Screw, 1/4-20 x 1-3/4" Socket Head
●	33	463029 Key, 5/8 x 3/16" Woodruff
●	34	434024 Screw, 5/16-18 x 3/4" Socket Head
◆	35	441814 Screw, 3/8-16 x 1-3/4" Square Head
◆▲❖	36	364901 Gasket, Motor
◆	37	443110 Nut, 3/8 Hex
▲	38	352737 Set Screw, 1/4-20 x 7/8" Square Head
○★	39	3010296 Pin, Motor Mounting

Item	Part No.	Description
○★	40	444708 Locknut, 1/4-20 Hex Center
○★	41	2810165 Clip, Motor
○★	42	2810166 Clip, Motor
	43	Chart Reel
	44	315298 Bolt, 7/16-20 x 3/4" Wheel
	45	2811055 Backing, 18" Bedknife
▲	45	2000068 Backing, 22" Bedknife
	46	Chart Bedknife
	47	4252470 Screw, Bedknife (Package of 100)
▲	48	412503 Screw, 3/8-16 x 1-1/4" Square Head
	49	2811027 18" Grass Shield
	49	2810043 22" Grass Shield
	50	403782 Screw, 1/4-20 x 3/4" Truss Head
▲	51	3008439 Bracket, Roller
▲	52	3008438 Bracket, Roller
▲	53	443102 Nut, 1/4-20 Hex
	54	1002224 Zerk Bolt
⊛	55	Rear Roller

- - Used On Eclipse Reels
- ◆ - Used On Greens King IV Reels
- - Used On G Plex III and GP400 Reels
- - Used On SLF 1880 Reels
- ★ - Used On LF510, LF550, LF-3400 and LF-4675 Reels
- ⊛ - See Roller Section for rollers
- ❖ - Included in Cutting Unit Overhaul Kit 503453

7 Inch Reel Service

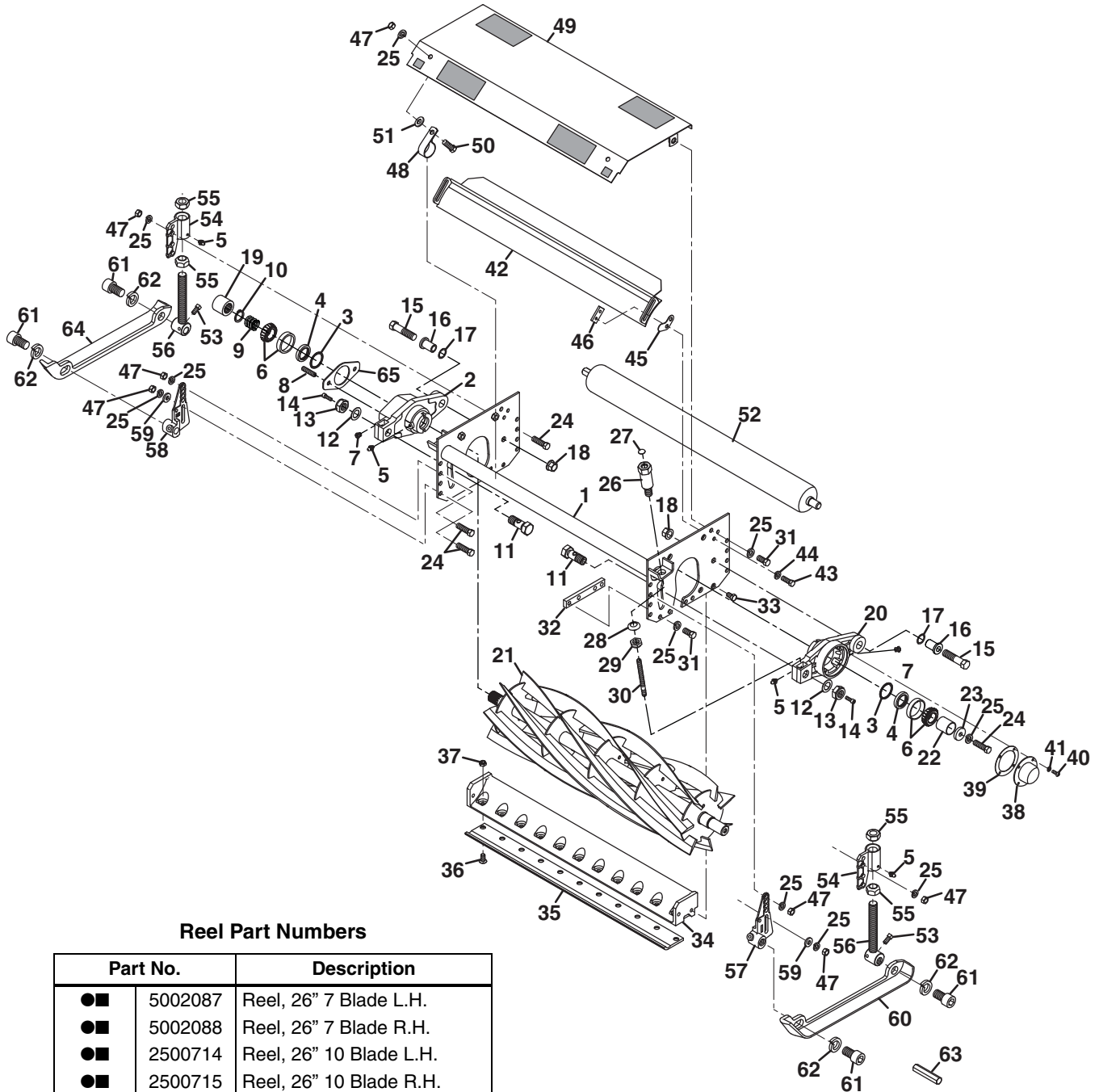


Item	Part No.	Description
1	5002609	7" Reel Frame
2	1002811	Bearing Housing
3	461419	Spring Pin, 1/8 x 3/8"
4	3006030	Seal, Grease
5	5002477	Bearing, Cup and Cone
6	3004800	Spacer, Reel
7	4166860	Coupler, Reel
8	434003	Screw, 5/16-18 x 1" Hex Socket
9	3004734	Spring, Compression
10	434036	Screw, 5/16-18 x 1-1/4" Hex Socket
11	446136	Lockwasher, 5/16 Heavy
12	363643	Spacer
13	434049	Screw, 5/16-18 x 2" Hex Socket
14	445795	Nut, 5/16-18 Spirallock Flange
15	2810471	Reel, 9 Blade 7"
15	2810472	Reel, 11 Blade 7"
16	2000135	Counterweight
17	3006021	O-Ring
18	3006022	Pin
19	4130092	Block, Clamp
20	455066	Washer
21	3006028	Rod, Clamp
22	365501	Bolt, Bedknife
23	454017	Washer, Spring
24	2500759	Bushing
□	25	3004795 Bedknife Adjuster Housing
26	400184	Screw, 5/16-18 x 3/4" Hex Head
27	3005210	Ring, Retaining
□	28	3010472 Rod, Bedknife Adjuster
□	29	2000125 Knob
□	30	422511 Set Screw, 5/16-18 x 3/8"
□	31	3009892 Spacer, Cup
□	32	3010470 Spring, Urethane
□	33	3010471 Bolt, Special
□	34	461357 Roll Pin, 1/8 x 5/8"
35	2000117	Backing, Bedknife
❖	36	4252470 Screw, Bedknife (Package of 100)
37	503460	Bedknife, 22" Heavy Section
38	1002226	Bolt, 7/16-20 Zerk
⊛	39	1003728 Rear Roller
40	3009280	Scraper, 22" Roller
41	3009281	Spring, 22" Rear Roller Tension
42	445525	Palnut, 1/4"
43	3004738	Front Roller Adjuster
44	441674	Carriage Bolt, 5/16-18 x 1-3/4"
45	352737	Screw, 1/4-20 x 7/8" Square Head
46	443102	Nut, 1/4-20 Hex
47	343616	Stud, Roller Adjuster
48	3005692	Knob, Roller Adjuster

Item	Part No.	Description
49	400182	Screw, 5/16-18 x 5/8" Hex Head
50	443106	Nut, 5/16-18 Hex
51	3006248	Deflector
52	400108	Screw, 1/4-20 x 3/4" Hex Head
53	453023	Flat Washer, 1/4
54	3008601	Bracket, Spring
55	400184	Screw, 5/16-18 x 3/4" Hex Head
56	3006290	Bushing
57	400264	Screw, 3/8-16 x 1-1/4" Hex Head
58	453011	Flat Washer, 3/8"
59	446142	Lockwasher, 3/8 Heavy
60	3005209	Shield, Reel

- - Included in Bedknife Adjuster 1002532
- ❖ - Use shims 455066 if required to prevent reel contacting bedknife screw
- ⊛ - See Rollers Section for breakdown

Tri-King and TR-3 Reel Service



Reel Part Numbers

Part No.	Description
●■ 5002087	Reel, 26" 7 Blade L.H.
●■ 5002088	Reel, 26" 7 Blade R.H.
●■ 2500714	Reel, 26" 10 Blade L.H.
●■ 2500715	Reel, 26" 10 Blade R.H.
◆ 503359	Reel, 30" 5 Blade L.H.
◆ 503360	Reel, 30" 5 Blade R.H.
◆ 5002089	Reel, 30" 10 Blade L.H.
◆ 5002090	Reel, 30" 10 Blade R.H.

Tri-King and TR-3 Reel Service

Item	Part No.	Description
●■	1	1001643 26" Reel Mower Frame
◆	1	1001642 30" Reel Mower Frame
	2	5001647 Bearing Housing, Motor
	3	3001152 Washer
❖	4	3000983 Oil Seal
	5	471214 Grease Fitting, 1/4-28 Straight
▲❖	6	500596 Bearing, Cup and Cone
	7	471242 Fitting, Vent
	8	3003086 Stud, 3/8-16 x 5/8"
	9	364148 Spring, Compression
▲❖	10	458039 Snap Ring
▲	11	3003517 Shoulder Bolt, Special
	12	306828 Washer
	13	3004370 Locknut, 3/4-16 Thin Security
	14	434031 Screw, 1/4-20 x 3/4" Hex Socket
	15	400446 Screw, 1/2-20 x 2" Hex Head
	16	3003389 Bushing, Housing Pivot
	17	364151 Washer, Wave
	18	445789 Nut, 1/2-20 Spiralock Flange
❖	19	503684 Coupler, Motor
	20	5001606 Bearing Housing
	21	See Chart Reel
	22	364283 Spacer, Tube
	23	364259 Washer, Bearing Retainer
▲	24	400264 Screw, 3/8-16 x 1-1/4" Hex Head
	25	446142 Lockwasher, 3/8 Heavy
▲	26	3003611 Nut, Reel Adjuster
	27	472519 Plug
	28	365995 Washer, Spherical
	29	445718 Locknut, 5/8-18 Hex Stover
▲	30	3004189 Screw, Reel Adjuster
	31	400258 Screw, 3/8-16 x 3/4" Hex Head
	32	364282 Plate, Support
	33	3005890 Wheel Bolt, 3/8-16
●■	34	5000616 26" Bedknife Backing
◆	34	5000617 30" Bedknife Backing
●■	35	554284 Bedknife, 26" Heavy Section
◆	35	503550 Bedknife, 30" Heavy Section
▲	36	3003708 Screw, 3/8-24 x 3/4" Flat Head
▲	37	4184653 Locknut, 3/8-24 Expanding
	38	338585 Cover, Bearing Housing
	39	364147 Gasket, Cover
	40	434038 Screw, #10-24 x 1/2" Truss Head
	41	446116 Lockwasher, #10
●■	42	122875 Rear Shield, Left and Right Reel
●	42	1003056 Rear Shield, Center Reel
◆	42	122769 Rear Shield, Left and Right Reel
◆	42	1003057 Rear Shield, Center Reel


Item	Part No.	Description
	43	400186 Screw, 5/16-18 x 7/8" Hex Head
	44	446136 Lockwasher, 5/16 Heavy
	45	3000718 Shim, Shield
	46	364281 Backup Nut, 5/16-18
	47	443110 Nut, 3/8-16 Hex
	48	364150 Clamp, Tube
	49	5003650 Shield, 26" Reel
	49	5003648 Shield, 30" Reel
	50	400260 Screw, 3/8-16 x 7/8" Hex Head
	51	453011 Flat Washer, 3/8
●■*	52	132639 26" Rear Roller
❖*	52	132640 30" Rear Roller
	53	412015 Screw, 5/16-18 x 5/8" Square Head
	54	3007673 Housing, Roller Adjuster
	55	3000313 Nut, 3/4-16 Hex Adjuster
	56	132680 Rear Roller Adjuster
	57	3008359 Bracket, Left Side Front Roller
	58	3008360 Bracket, Right Side Front Roller
	59	366653 Washer
	60	207474 Shoe, Left Side Skid
	61	434002 Screw, 3/4-16 x 1-1/2" Hex Socket
	62	446174 Lockwasher, 3/4 Light
	63	554723 Wrench, 5/8" Hex Skid Shoe
	64	207473 Shoe, Right Side Skid
❖	65	364777 Gasket, Motor

- - Included in 26" Tri-King Reels
- - Included in 26" TR-3 Reels
- ◆ - Included in 30" Tri-King Reels
- ❖ - Included in Cutting Unit Overhaul Kit 5000597
- * - See Rollers Section for breakdown

Classic XP™ Reels

Proven Design

The Jacobsen® cutting system was designed from the ground up for perfect geometry and superior turf conditions. The inter-play between the frame, reels, bedknives, pull points, rake to blade angles and many other features are the reason why Jacobsen® is number one in quality of cut in the market.



Welded steel frames outperform fastener type designs that loosen and rattle.

Precision Engineering and Tuning

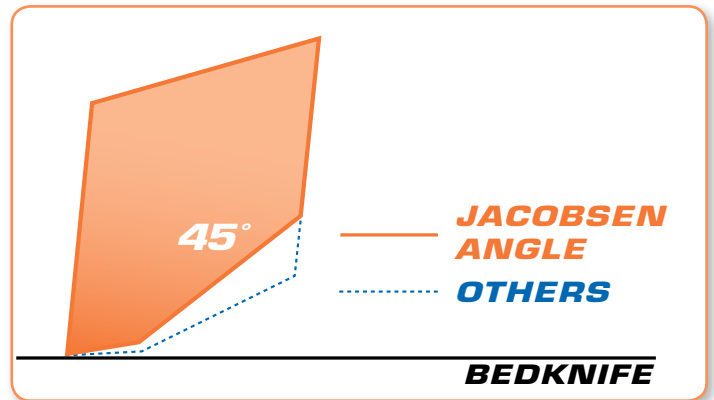
- Jacobsen® Classic XP™ Reels also feature the ultimate standard in precision with tighter tolerances through flatness and run-out (concentricity). The run-out defines the reels' ability to stay true and maintain consistent rotation within its center point.
- Jacobsen holds the tightest and most consistent specification for run-out.

Advanced Relief Technology™

- Jacobsen® Classic XP™ Reels now feature Advanced Relief Technology™ that provides increased durability, reduced wear and extended life.
- The relief angle of 45 degrees and the improved face angle of the blade help to significantly extend the life of the blade and optimize it for less wear and abrasion.
- The Jacobsen grinding process yields the best blade surface and delivers up to three times more spin grinds than generic aftermarket blades.


The Advanced Relief Technology Difference

- ✓ Improved Angles
- ✓ Tighter Tolerance
- ✓ Increased Durability



45° Relief Angle: Users get up to 3 times more spin grinds with this aggressive new blade design.

Dark spots on the aftermarket blade indicate overheating during the grinding process. With overheating, the metal is prone to "flake off," resulting in early failure. Advanced Relief Technology™ prevents overheating, which extends blade life.



Each blade is individually ground for better process control and consistency in quality of cut.

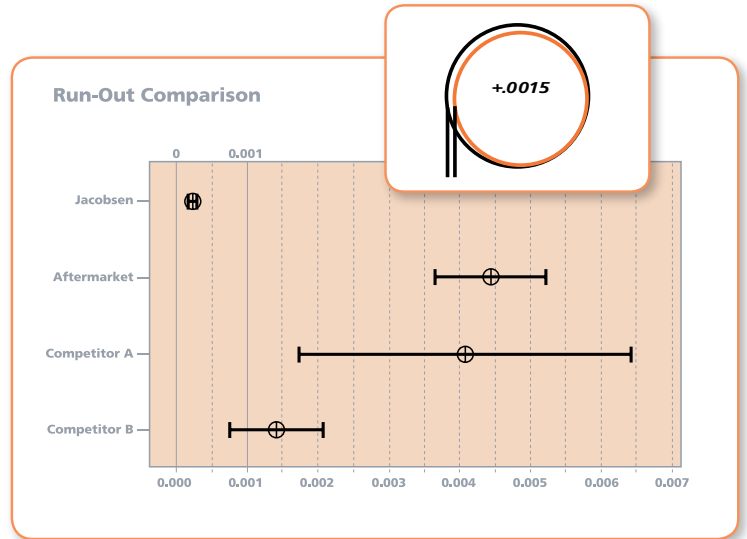
The Classic XP™ Reel Difference

Run-out is a measure of how true the reel is to holding a perfect cylindrical shape (less is better). A reel that is more true out of the box will take less time to setup and last longer because it requires less grinding to bring it into shape.

We measured a random sample of reels from 3 competitors. Here is what we found.

- **Run-out:** The next closest competitor (on average) had 10 times more run-out than the Jacobsen reel. The Jacobsen® reel was the only reel that could hold a variance of less than .001 (inches) – every time!

Non-Jacobsen reels were not only found to have lower average numbers for flatness and run-out, but the amount of variation was much larger than a Jacobsen reel. So while you may get one non-Jacobsen reel among five that are within specification, the remaining reels could be very, very bad.



Replacement Reel Cylinders

Diameter (inches)	Width (inches)	Number of Blades	Part Number	Application
5	18	11 Blade	4170202	Eclipse 118
5	18	11 Blade	5000095	GK518
5	18	8 Blade	4119512	SLF-1880
5	18	11 Blade	4119513	SLF-1880
5	18	11 Blade	4170220	Eclipse 118F
5	18	15 Blade	4225502	Eclipse 118
5	18	15 Blade	4225504	Eclipse 118F
5	22	11 Blade	5000148	GK522
5	22	9 Blade	2500575	PGM22
5	22	11 Blade	5002605	PGM22
5	22	9 Blade	5001099	Eclipse 322, GK IV (Left), G-Plex III, E-Plex, GP 400
5	22	9 Blade	5001100	GK IV (Right), GK V, GK VI
5	22	11 Blade	5001101	Eclipse 322, Eclipse 122F, GK IV (Left), G-Plex III, E-Plex, GP400
5	22	15 Blade	4225505	Eclipse 322, Eclipse 122F
5	22	15 Blade	4223946	Eclipse 122

Diameter (inches)	Width (inches)	Number of Blades	Part Number	Application
5	22	11 Blade	5001102	GK IV (Right), GK V, GK VI
5	22	11 Blade	4172945	Eclipse 122, E-Walk
5	26	7 Blade	4170203	Eclipse 126
5	26	11 Blade	5000416	GK526
5	26	7 Blade	5003652	GK526
5	22	7 Blade	5003053	Eclipse 322, G-Plex III, E-Plex, LF-128 (Left), LF-3400 (Left), LF-4675 (Left), LF550
5	22	7 Blade	5003054	GK V, GK VI, LF-128 (Right), LF-3400 (Right), LF-4675 (Right), LF550
7	22	9 Blade	2810471	LF-135, LF-3800, LF-4677, LF570
7	22	11 Blade	2810472	LF-135, LF-3800, LF-4677, LF570

Diameter

- Reel diameter and blade count determine the maximum length of grass that can be removed at a time. A larger diameter reel can accommodate more grass for a given blade count.
- Smaller diameter reels will have a shorter roller base which improves resistance to scalping at lower heights of cut.
- Reel diameter has no effect on the frequency of clip.
- Typically larger diameter reels have thicker blades which are more resistant to impact damage.

Number of Blades:

- A reel with fewer blades will accommodate more grass for a given reel diameter.
- For any given mower, a higher blade count reel will have a higher the frequency of clip (more cuts are made over a given distance).
- General rule of thumb:
 - 15 blade reels: greens, collars
 - 11 blade reels: greens, collars
 - 9 blade reels: greens, collars, tees and approaches
 - 7 blade reels: collars, tees, approaches, fairways

Legendary Bedknives™

At Jacobsen, we are renowned for our quality of cut. In order to help accomplish that, we have a full line of Legendary Bedknives™ that help get the height and quality of cut you are looking for time after time.

There are 7 types of bedknives available to meet your specific need:

- **Heavy Section** – .25" thick. Mostly for Tri Kings, older fairways and some current fairway units.
- **Medium Section** – .204" thick. Typically used for smaller fairway applications.
- **High Profile** – .125" thick. For walking and riding greens mowers. "H" is stamped on each bedknife.
- **Low Profile** – .125" thick. For walking and riding greens mowers. "L" is stamped on each bedknife.
- **Tournament** – .125" thick. For walking and riding greens mowers. Provides third lowest height-of-cut. "T" is stamped on each bedknife.
- **Super Tournament** – .125" thick. For walking and riding greens mowers. Provides second lowest height-of-cut. Less aggressive for lowest cutting heights. "XX" is stamped on each bedknife.
- **Championship XXR** – .125" thick. For walking and riding green mowers. Provides the lowest cutting height available. "XXR" is stamped on each bedknife.

Height of Cut Selection Chart (Greens Mowers)	
For all greens mowers (except the TC22), the height of cut range is 0.063" to 0.438" (1.6mm to 11.1mm) depending on turf conditions and bedknife installed.	
For the TC22, the height-of-cut range is 0.118" to 0.394" (3.0mm to 10.0mm) depending on turf conditions and bedknife installed.	

Bedknife	Recommended Height of Cut Range
High Profile	0.156" - 0.438" (4.0mm - 11.1mm)
Low Profile	0.125" - 0.219" (3.2mm - 5.6mm)
Tournament	0.094" - 0.156" (2.4mm - 4.0mm)
Super Tournament	0.082" to 0.109" (2.1mm to 2.8mm)
Championship	0.063" - 0.110" (1.6mm - 2.8mm)


Use for fixed head mowers	
Bedknife material	Hardened Carbon Steel
Available bedknives:	High Profile, Low Profile, Tournament, Super Tournament, Championship
Model	Standard Bedknife
GK518, GK522	Super Tournament
GK526	High Profile
PGM 22	Super Tournament
E-Walk	Super Tournament
Eclipse 118F, 122	Super Tournament
Eclipse 126	Heavy Section

Use for GKIV, E-Plex, G-Plex, and Eclipse floating heads	
Bedknife material	Hardened Carbon Steel
Available bedknives:	High Profile, Low Profile, Tournament, Super Tournament, Championship
Model	Standard Bedknife
15 Blade Reel	Championship
11 Blade Reel	Super Tournament
9 Blade Reel	Tournament
7 Blade Reel	High Profile

Use for TC22	
Bedknife material	Alloy tool steel
Bedknife	Recommended Height of Cut Range
#5	0.276" - 0.394" (7.0mm - 10.0mm)
#3	0.177" - 0.285" (4.5mm - 7.3mm)
#2.5	0.157" - 0.187" (4.0mm - 4.8mm)
#2	0.138" - 0.167" (3.5mm - 4.3mm)
#1.5	0.118" - 0.148" (3.0mm - 3.8mm)
Model	Standard Bedknife
TC 22	# 1.5

The Genuine Difference

Jacobsen Genuine Bedknives

- Look for the stamped  (Jacobsen) on the bedknife to ensure it's Genuine!
- Benefit: continue to achieve the best quality-of-cut you expect over the life of your equipment.

Made of alloy or hardened carbon steel.

- Benefit: provides longer wear, more strength.

Patented austempered heat treating process

- This process provides a tougher part with minimum distortion. All bedknives distort during the heat treat process but, by controlling it, there is less stress during straightening.
- Benefit: provides less distortion and tougher part

100% straight

- Closer tolerances between reel and bedknife
- Benefit: gives you a great cut.

100% quality inspection

- Each one is hand inspected after production.
- Benefit: guarantees quality, fit and function.

Bedknife Application Chart			
Part No.	Description	Section Thickness	Models
4118902	18" Medium Section	0.204"	SLF1880
5000098	18" Low Profile	0.125"	Eclipse 118 / 118F, GK518; for tournament applications it can also be used on the SLF-1880
5002888	18" Super Tournament	0.125"	Eclipse 118 / 118F, GK518
503475	19" Low Profile	0.125"	PGM 19
503476	19" Tournament	0.125"	PGM 19
2810984	19" Super Tournament	0.125"	PGM 19
503460	22" Heavy Section	0.250"	GKV, GKVI, LF-128, LF-135, LF-550, LF-570, LF-3400, LF-3800, LF-4675, LF-4677
5003150	22" Medium Section	0.204"	Eclipse 322, G-Plex III, GP 400, LF 550, LF-3400, LF-4675
503477	22" High profile	0.125"	Eclipse 122 / 122F; PGM22, GK522, E-Walk, GKIV (+), Eclipse 322, GKV, GKVI, GP400, G-Plex III
503478	22" Low profile	0.125"	Eclipse 122 / 122F; PGM22, GK522, E-Walk, GKIV (+), Eclipse 322, GKV, GKVI, GP400, G-Plex III
503479	22" Tournament	0.125"	Eclipse 122 / 122F; PGM22, GK522, E-Walk, GKIV (+), Eclipse 322, GKV, GKVI, GP400, G-Plex III
5002887	22" Super Tournament	0.125"	Eclipse 122 / 122F; PGM22, GK522, E-Walk, GKIV (+), GKV, GKVI, GP400
554284	26" Heavy Section	0.250"	TR3, Tri-King (26")
5000141	26" Heavy Section	0.250"	Eclipse 126, GK526
5000414	26" High Profile	0.125"	Eclipse 126, GK526
5000413	26" Low Profile	0.125"	Eclipse 126, GK526
503550	30" Heavy Section	0.250"	Tri-King (30")
4128289	#5	0.183"	TC22
4128288	#3	0.172"	TC22
4127583	#2.5	0.167"	TC22
4128287	#2	0.161"	TC22
4128286	#1.5	0.161"	TC22
4234900	Championship	0.125"	Eclipse 122/122F; PGM22, GK 522, Eclipse 322, GKIV (+), GKV, GKVI, GP400
4234901	Championship	0.125"	Eclipse 118/118F, GK518
503654	26" Bedknife		LF3810

Reels and Bedknives

Product	Reel		Bedknife		
PGM 19	503206 2810444	5" x 19" 9 blade 5" x 19" 11blade		503475 503476 2810984	Low Profile Tournament Super Tournament
PGM 22	▲ 2500575 5002605 4284053	5" x 22" 9 blade 5" x 22" 11 blade 5" x 22" 15 blade	▲ ▲ ▲ ▲	503477 503478 503479 5002887 4234900	High Profile Low Profile Tournament Super Tournament Championship
ECLIPSE® 118F/118	4170202 (Fixed Head) 4170220 (Floating Head) 4225502 (Fixed Head) 4225504 (Floating Head)	5" x 18" 11 blade 5" x 18" 11 Blade 5" x 18" 15 Blade 5" x 18" 15 Blade		5000098 5002888 4234901	Low Profile Super Tournament Championship
ECLIPSE® 126	4170203	5" x 26" 7 blade		5000141	Heavy Section
ECLIPSE® 122F/122/E-Walk	▲ 5001101(Floating Reel) 4172945 (Fixed Reel) 4223946 (Fixed Reel) 4225505 (Floating Reel)	5" x 22" 11 blade 5" x 22" 11 blade 5" x 22" 15 blade 5" x 22" 15 blade	▲ ▲ ▲ ▲	5002887 503477 503478 503479 4234900	Super Tournament High Profile Low Profile Tournament Championship
Blitzer	502673 2500540 502676 2500542	10" x 30" 5 blade blitzer 10" x 30" 6 blade FY 10" x 30" 5 blade FY 10" x 30" 10 blade FY	▲	325163	Single Edge Heavy Section
GK500-18"	5000095 4284061	5" x 18" 11 blade 5" x 18" 15 blade	▲	5000098 5002888 4234901	Low Profile Super Tournament Championship
GK500-22"	▲ 5000148 4284069	5" x 22" 11 blade 5" x 22" 15 blade	▲ ▲ ▲ ▲	503477 503478 503479 5002887 4234900	High Profile Low Profile Tournament Super Tournament Championship
GK500-26"	5000416 5003652	5" x 26" 11 blade 5" x 26" 7 blade		5000414 5000413	High Profile Low Profile
GK4 (+)	▲ 5001099 ▲ 5001100 ▲ 5001101 ▲ 5001102 4225505 4269791	5" x 22" 9 blade L 5" x 22" 9 blade R 5" x 22" 11 blade L 5" x 22" 11 blade R 5" x 22" 15 blade L 5" x 22" 15 blade R	▲ ▲ ▲ ▲ ▲ ▲	5003150 503477 503478 503479 5002887 4234900	Medium Section High Profile Low Profile Tournament Super Tournament Championship
GK5 & 6 Electric	▲ 5001100 ▲ 5001102 ▲ 5003054	5" x 22" 9 blade 5" x 22" 11 blade 5" x 22" 7 blade	▲ ▲ ▲ ▲ ▲	503477 503478 503479 5002887 4234900 503460	High Profile Low Profile Tournament Super Tournament Championship Heavy Section (7 blade)
ECLIPSE® 322, GP400, G-Plex, & E-Plex	▲ 5003053 ▲ 5001099 ▲ 5001101 4225505	5" x 22" 7 blade 5" x 22" 9 blade 5" x 22" 11 blade 5" x 22" 15 blade	▲ ▲ ▲ ▲	5003150 503477 503478 503479 5002887 4234900	Medium Section High Profile Low Profile Tournament Super Tournament Championship
TR3	5002087 5002088 2500714 2500715	7" x 26" 7 blade L 7" x 26" 7 blade R 7" x 26" 10 blade L 7" x 26" 10 blade R	▲	554284	Heavy Section
Tri King 26"	5002087 5002088 2500714 2500715	7" x 26" 7 blade L 7" x 26" 7 blade R 7" x 26" 10 blade L 7" x 26" 10 blade R	▲	554284	Heavy Section
Tri King 30"	503359 503360 5002089 5002090	7" x 30" 5 blade L 7" x 30" 5 blade R 7" x 30" 7 blade L 7" x 30" 7 blade R	▲	503550	Heavy Section
SLF-1880	▲ 4119512 4119513	5" x 18" 8 blade 5" x 18" 11 blade	▲	4118902	Medium Section
LF-128/3400/4675/ LF550	▲ 5003053 ▲ 5003054	5" x 22" 7 blade L 5" x 22" 7 blade R	▲ ▲	503460 5003150	Heavy Section Medium Section
LF-135/3800/4677 LF570	2810471 ▲ 2810472	7" x 22" 9 blade 7" x 22" 11 blade	▲	503460	Heavy Section
LF 3810	5000040 5000041 503634 503635	7" x 26" 5 blade L 7" x 26" 5 blade R 7" x 26" 10 blade L 7" x 26" 10 blade R		503654	Heavy Section
Ranger	503043 2500604 2500647 2500606	8" x 30" 6 blade L Wing/Rr 8" x 30" 6 blade R Front 8" x 30" 6 blade R Wing/Rr 8" x 30" 10 blade R Front	▲	503550	Heavy Section

The Jacobsen® MAGSystem™

Always Sharp. Any Time. Any Turf. Any Condition.

The MAGSystem™ from Jacobsen – the only product that easily allows you to have the sharpest cut no matter what the condition at hand. When your blade is sharp, you get a superior quality-of-cut. Changing the blade to meet your demands is easy and convenient with the MAGSystem. The MAGSystem offers a stronger, more consistent hold on the blade and improved alignment of the MAGKnife™.



Any Time.

Whether you're expecting a storm, planning for a big event, or simply short on time, you can now conveniently change the blade for a sharp cut anytime.

Any Turf.

Imagine after topdressing, aerating or maintaining grasses like Paspalum, Bermuda or Zoysia, you could change the blade quickly and easily for a clean, sharp cut.

Any Condition.

Whether your team is facing extreme moisture, high heat, challenging grasses or a range of soils, you can now change the blade to meet the conditions of your course and maintain a superior quality-of-cut.



Legendary Knife	MAGKnife™ Part No.	Description	Where Used
▲ 503478	▲ 4131001	22" Light Sect., Low Profile	Riding Greens, Walkers
▲ 503477	4131369	22" Light Sect., High Profile	Riding Greens, Walkers
▲ 503479	▲ 4131370	22" Light Sect., Tournament	Riding Greens, Walkers
▲ 5002887	▲ 4131003	22" Light Sect., Super Tour.	Riding Greens, Walkers
▲ 5003150	4131005	22" Medium Section	Riding Greens, LF, Walkers
▲ 503460	4131010	22" Heavy Section	LF-3400/LF-3800/LF-4677
5000098	4131371	18" Light Sect., Low Profile	518 Walker
5002888	4131004	18" Light Sect., Super Tour.	518 Walker
	4131373	18" Light Sect., Tour Fairway	SLF-1880
▲ 4118902	4131006	18" Medium Section	SLF-1880
▲ 5000413	N/A		
5000414	4131374	26.5" Light Sect., High Profile	526 Walker
▲ 554284	4131009	26" Heavy Section	Tri-King
5000141	4131008	26.5" Heavy Section	526 Walker
▲ 503550	4131007	30" Heavy Section	Tri-King

Accessories & Replacement Parts

Part No.	Description
4133648	Magnet 25mm x 5mm Thick (Qty 10)
4134115	Magnet 25mm x 3.175mm Thick (Qty 10)
4131219	Birt Tool Kit
4166903	Short Dowel Pins 4 pack
4166902	Tall Dowel Pins 4 pack

MAGSystem

The newest MAGSystem allows the sharpest cut no matter what the condition at hand. Changing the blade to meet course demands is easier than ever thanks to a stronger, more consistent hold on the blade and improved alignment of the MAGKnife™.

Key Features:

- Increased Rust resistance - New tri-valent coating offers increased resistance against the elements.
- Stronger Magnet Hold – Increased number of more powerful magnets provides a consistent hold.
- Easy Magnet Maintenance – Holes in the magnet pocket provide for easy magnet removal and replacement.
- Improved Blade Alignment – Newly added dowel pins promise a secure, even alignment of the MAGKnife.
- Secondary Use of Bedknives – Easily and quickly install used bedknives for topdressing, post topdressing, post aeration, cleanup, and other severe conditions.
- Enhanced Reel Protection – Damage to the reels is minimized, even if a sprinkler head or other object is hit.
- Easy Reel Maintenance – No screws means significantly reduced maintenance time. When Turf Groomers are attached, they do not need to be removed for maintenance.

Standard Features and Optional Accessories

All kits include a backing, bedknife, ground knife, and instruction sheet. B.I.R.T.s (Bedknife Installation and Removal Tools) are sold separately and are needed for proper installation and removal of the MAGKnife™.

MAGSystem™

Part No.	Description
4158083	ECLIPSE® 122F, Riding Greens Mowers: Greens King IV, V, and VI, G-Plex III and E-Plex II. Includes Tournament Magknife™
4165260	Fairway Mowers with 5" x 22" reels: LF-3400, LF-4675 and LF-128
4161022	SLF-1880 Light-Weight Fairway Mower
4158082	ECLIPSE® 122, E-Walk, and GK522 – Includes Super Tournament MAGKnife™
4161082	LF-3800 and LF-4677
4188500	ECLIPSE® 122F, Riding Greens Mowers: Greens King IV, V, and VI, G-Plex III and E-Plex II. Includes Super Tournament MAGKnife™
4266571	Fairway Mowers with 5" x 22" TrueSet reels: LF-3400, LF-4675 and LF-128
4266551	ECLIPSE® 122F, Riding Greens Mowers: Greens King IV, V, and VI, G-Plex III and E-Plex II TrueSet reels. Includes Tournament Magknife™
4266570	ECLIPSE® 122F, Riding Greens Mowers: Greens King IV, V, and VI, G-Plex III and E-Plex II TrueSet Reels. Includes Super Tournament MAGKnife™
4266590	SLF-1880 Light-Weight Fairway Mower with TrueSet Reels



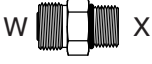
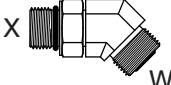
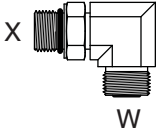
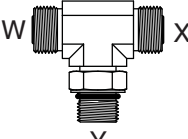
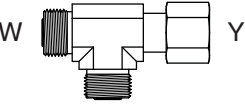
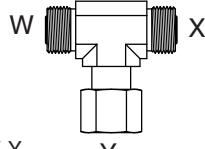
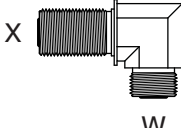
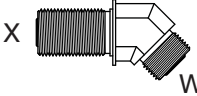
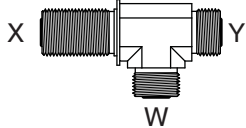
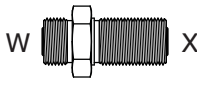
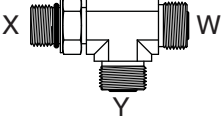
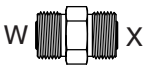
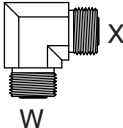
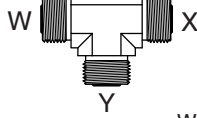
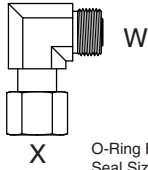
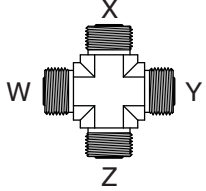

Cutter Bar & Blades

Product	Vertical Blade Part No.	Cutter Bar Part No.	Description	Required/Unit
Greens King IV, Greens King V, LF-3400, G-Plex II, G-Plex III	▲ 335449			26
LF-3800, LF-4677	3007138			19
TurfCat 400 Series		▲ 390514 3001837 ▲ 390515 3001838	60" Rotary Cutter Bar 60" Mulcherizer Deck Cutter Bar 72" Rotary Cutter Bar 72" Mulcherizer Deck Cutter Bar	3 3 3 3
TurfCat 500 Series		▲ 3007759 ▲ 3007760 3001842 5001085	60" Rotary Cutter Bar 72" Rotary Cutter Bar 72" Mulcher Deck Cutter Bar Flail Blade Kit	3 3 3 1
TurfCat 600 Series		▲ 112243-03 ▲ 112111-05 ▲ 112243-04 112111-04 2192502-01 ▲ 112243-03 ▲ 2192502-02 112243-04 ▲ 3002833 3002834	60" Rotary Cutter Bar 63" Rotary Cutter Bar 72" Rotary Cutter Bar 72" High Lift Rotary Cutter Bar 60" Envirodeck Upper Blade 60" Envirodeck Lower Blade 72" Envirodeck Upper Blade 72" Envirodeck Lower Blade 60" Flail Mower Thatcher Blade	3 3 3 3 3 3 3 3 144 72
HR-4600		▲ 3010550 ▲ 3010551	LH & Rear Rotary Blade RH Rotary Blade	4 2
HR-5111		▲ 391039 ▲ 391040	CW Cutter Bar CCW Cutter Bar	4 3
R-311 & R-311T		▲ 4186581 ▲ 4186582 3009847 3009848	CCW Cutter Bar (Standard) CW Cutter Bar (Standard) CCW High Lift Cutter Bar CW High Lift Cutter Bar	4 3 4 3
HR-9510, HR-6010		112243-03	Cutter Bar	7
HR-9016T		▲ 3007759 ▲ 2810030	High Lift Blade Cutter Bar Standard	11 11
AR-3 Newer Deck Design CCW Rotation		▲ 4163101 4138725 4139103	Cutter Bar Standard Low Lift Blade High Lift Blade	3 3 3
AR-3 Previous CW Rotation		▲ 4129639	Cutter Bar	3
AR-2500		▲ 2192502-03 ▲ 112243-05 ▲ 112111-05	Envirodeck Upper Blade Envirodeck Lower Blade SD Cutter Bar	3 3 3
AR-5, AR-522 & AR722T		▲ 4163106 ▲ 4124087 ▲ 4137186	Cutter Bar Standard Low Lift Blade High Lift Blade	5 5 5
Spiker Accessory		349496	Blade	30
214 Verticut	▲ 009200388			54

Turf Groomer Blades


Product	Cutter Bar Part No.	Description	Required/Unit
PGM 19 and PGM 22	363808	Turf Groomer Blade	85
Greens King 518 (1/4" Spacing)	365230 ◆	Turf Groomer Blade	54
Greens King 522 (1/4" Spacing)	365230 ◆	Turf Groomer Blade	70
Greens King 522 (1/2" Spacing)	365230 ◆	Turf Groomer Blade	39
Greens King 526 (1/2" Spacing)	365230 ◆	Turf Groomer Blade	48
5" x 18" Reel (1/4" Spacing)	365230 ◆	Turf Groomer Blade	58
5" x 22" Reel (1/4" Spacing)	365230 ◆	Turf Groomer Blade	71
5" x 22" Reel (1/2" Spacing)	365230 ◆	Turf Groomer Blade	40
5" x 26" Reel (1/2" Spacing)	365230 ◆	Turf Groomer Blade	49
LF570/3800/4677	365230 ◆	Turf Groomer Blade	40

◆ 50 Blade Pack

<p>Straight Adapter</p>  <p>O-Ring Face Seal Size — $W-X$ — O-Ring Boss Dash Size</p>	<p>45° Adapter</p>  <p>O-Ring Face Seal Size — $W-X$ — O-Ring Boss Dash Size</p>	<p>90° Adapter</p>  <p>O-Ring Face Seal Size — $W-X$ — O-Ring Boss Dash Size</p>
<p>Straight Thread Branch Tee</p>  <p>O-Ring Face Seal Size — $W-X-Y$ — O-Ring Face Seal Size — O-Ring Boss Dash Size</p>	<p>Swivel Run Tee</p>  <p>O-Ring Face Seal Size — $W-X-Y$ — O-Ring Face Seal Size — O-Ring Not Needed</p>	<p>Swivel Branch Tee</p>  <p>O-Ring Face Seal Size — $W-X-Y$ — O-Ring Face Seal Size — O-Ring Not Needed</p>
<p>90° Bulkhead Adapter</p>  <p>O-Ring Face Seal Size — $W-X$ — O-Ring Face Seal Size</p>	<p>45° Bulkhead Adapter</p>  <p>O-Ring Face Seal Size — $W-X$ — O-Ring Face Seal Size</p>	<p>Bulkhead Run Tee</p>  <p>O-Ring Face Seal Size — $W-X-Y$ — O-Ring Face Seal Size — O-Ring Face Seal Size</p>
<p>Union Bulkhead Adapter</p>  <p>O-Ring Face Seal Size — $W-X$ — O-Ring Face Seal Size</p>	<p>Straight Thread Run Tee</p>  <p>O-Ring Face Seal Size — $W-X-Y$ — O-Ring Boss Dash Size — O-Ring Face Seal Size</p>	<p>Union Adapter</p>  <p>O-Ring Face Seal Size — $W-X$ — O-Ring Face Seal Size</p>
<p>90° Union Adapter</p>  <p>O-Ring Face Seal Size — $W-X$ — O-Ring Face Seal Size</p>	<p>Union Tee</p>  <p>O-Ring Face Seal Size — $W-X-Y$ — O-Ring Face Seal Size — O-Ring Face Seal Size</p>	<p>90° Swivel Adapter</p>  <p>O-Ring Face Seal Size — $W-X$ — O-Ring Not Needed</p>
<p>Cross Adapter</p>  <p>O-Ring Face Seal Size — $W-X-Y-Z$ — O-Ring Face Seal Size — O-Ring Face Seal Size — O-Ring Face Seal Size</p>		<p>Plug</p>  <p>O-Ring Face Seal Size — W</p>

O-RING CHART

Adapter Part Number	Dash Size	Adapter Type	O-Ring (W)	O-Ring (X)	O-Ring (Y)	Adapter Part Number	Dash Size	Adapter Type	O-Ring (W)	O-Ring (X)	O-Ring (Y)
339972	4-4	Straight Adapter	339908	339896		340089	16-20	90° Adapter	339913	339902	
339974	4-6	Straight Adapter	339908	339897		340090	24-24	90° Adapter	339915	339903	
339975	4-8	Straight Adapter	339908	339898		340095	4-4-4	Straight Branch Tee	339908	339908	339896
339977	6-4	Straight Adapter	▲339909	339896		340096	6-6-6	Straight Branch Tee	▲339909	▲339909	339897
339979	6-6	Straight Adapter	▲339909	339897		340118	4-4-4	Swivel Run Tee	339908	339908	
339980	6-8	Straight Adapter	▲339909	339898		340119	6-6-6	Swivel Run Tee	▲339909	▲339909	
339983	8-6	Straight Adapter	▲339910	339897		340120	8-8-8	Swivel Run Tee	▲339910	▲339910	
339984	8-8	Straight Adapter	▲339910	339898		340121	10-10-10	Swivel Run Tee	▲339911	▲339911	
339985	8-10	Straight Adapter	▲339910	339899		340122	12-12-12	Swivel Run Tee	339912	339912	
339988	10-8	Straight Adapter	▲339911	339898		340123	16-16-16	Swivel Run Tee	339913	339913	
339989	10-10	Straight Adapter	▲339911	339899		340142	4-4-4	Swivel Branch Tee	339908	339908	
339990	10-12	Straight Adapter	▲339911	339900		340143	6-6-6	Swivel Branch Tee	▲339909	▲339909	
339993	12-10	Straight Adapter	339912	339899		340144	8-8-8	Swivel Branch Tee	▲339910	▲339910	
339994	12-12	Straight Adapter	339912	339900		340147	16-16-16	Swivel Branch Tee	339913	339913	
339996	12-16	Straight Adapter	339912	339901		340166	4-4	90° Bulkhead Adapter	339908	339908	
339998	16-12	Straight Adapter	339913	339900		340167	6-6	90° Bulkhead Adapter	▲339909	▲339909	
339999	16-16	Straight Adapter	339913	339901		340168	8-8	90° Bulkhead Adapter	▲339910	▲339910	
340002	16-20	Straight Adapter	339913	339902		340169	10-10	90° Bulkhead Adapter	▲339911	▲339911	
340003	6-6	Straight Adapter	▲339909	339897		340191	6-6	45° Bulkhead Adapter	▲339909	▲339909	
340005	6-6	Straight Adapter	▲339909	339897		340193	10-10	45° Bulkhead Adapter	▲339911	▲339911	
340006	6-6	Straight Adapter	▲339909	339897		340214	4-4-4	Bulkhead Run Tee	339908	339908	339908
340007	6-4	Straight Adapter	▲339909	339896		340215	6-6-6	Bulkhead Run Tee	▲339909	▲339909	▲339909
340008	4-4	Straight Adapter	▲339908	339896		340216	8-8-8	Bulkhead Run Tee	▲339910	▲339910	▲339910
340009	10-10	Straight Adapter	▲339911	339899		340217	10-10-10	Bulkhead Run Tee	▲339911	▲339911	▲339911
340010	10-10	Straight Adapter	▲339911	339899		340219	16-16-16	Bulkhead Run Tee	339913	339913	339913
340011	10-16	Straight Adapter	▲339911	339901		340238	4-4	Union Bulkhead Adapter	339908	339908	
340022	4-4	45° Adapter	339908	339896		340239	6-6	Union Bulkhead Adapter	▲339909	▲339909	
340023	4-6	45° Adapter	339908	339897		340240	8-8	Union Bulkhead Adapter	▲339910	▲339910	
340025	6-4	45° Adapter	▲339909	339896		340241	10-10	Union Bulkhead Adapter	▲339911	▲339911	
340026	6-6	45° Adapter	▲339909	339897		340243	16-16	Union Bulkhead Adapter	339913	339913	
340027	6-8	45° Adapter	▲339909	339898		340263	6-6-6	Straight Thread Run Tee	▲339909	339897	▲339909
340028	8-6	45° Adapter	▲339910	339897		340264	8-8-8	Straight Thread Run Tee	▲339910	339898	▲339910
340029	8-8	45° Adapter	▲339910	339898		340265	10-10-10	Straight Thread Run Tee	▲339911	339899	▲339911
340030	8-10	45° Adapter	▲339910	339899		340267	16-16-16	Straight Thread Run Tee	339913	339901	339913
340033	10-10	45° Adapter	▲339911	339899		340269	10-12-12	Straight Thread Run Tee	▲339911	339900	339912
340036	12-12	45° Adapter	339912	339900		340274	8-10-8	Straight Thread Run Tee	▲339910	339899	▲339910
340039	16-16	45° Adapter	339913	339901		340275	10-10-10	Straight Thread Run Tee	▲339911	339899	▲339911
340055	4-4	90° Adapter	339908	339896		340276	8-12-8	Straight Thread Run Tee	▲339910	339900	▲339910
340057	4-6	90° Adapter	339908	339897		340288	6-6	Union Adapter	▲339909	339909	
340059	6-4	90° Adapter	▲339909	339896		340289	8-6	Union Adapter	▲339910	339909	
340061	6-6	90° Adapter	▲339909	339897		340292	10-10	Union Adapter	▲339911	▲339911	
340062	6-8	90° Adapter	▲339909	339898		340337	10-10-10	Union Tee	▲339911	▲339911	▲339911
340063	6-10	90° Adapter	▲339909	339899		340338	12-12-12	Union Tee	339912	339912	339912
340065	8-6	90° Adapter	▲339910	339897		340339	16-16-16	Union Tee	339913	339913	339913
340066	8-8	90° Adapter	▲339910	339898		340375	6-6	90° Swivel Adapter	▲339909		
340067	8-10	90° Adapter	▲339910	339899		340376	8-8	90° Swivel Adapter	▲339910		
340068	8-12	90° Adapter	▲339910	339900		340377	10-10	90° Swivel Adapter	▲339911		
340069	10-8	90° Adapter	▲339911	339898		340379	16-16	90° Swivel Adapter	339913		
340070	10-10	90° Adapter	▲339911	339899							
340071	10-12	90° Adapter	▲339911	339900							
340074	12-12	90° Adapter	339912	339900							
340075	12-16	90° Adapter	339912	339901							
340077	16-16	90° Adapter	339913	339901							
340078	6-6	90° Adapter	▲339909	339897							
340084	8-8	90° Adapter	▲339910	339898							
340085	6-6	90° Adapter	▲339909	339897							
340087	6-6	90° Adapter	▲339909	339897							
340088	4-6	90° Adapter	339908	339897							



SAE Boss O-Ring Kit Kit Part Number ▲ 5002452			
Qty.	O-Ring Size	Tube O.D.	Jac P/N
10	3-901-N90	3/32"	N/A
10	3-902-N90	1/8"	459290
10	3-903-N90	3/16"	459291
10	3-904-N90	1/4" (-4)	339896
10	3-905-N90	5/16"	459293
10	3-906-N90	3/8" (-6)	339897
10	3-907-N90	7/16"	N/A
10	3-908-N90	1/2" (-8)	339898
10	3-909-N90	9/16"	N/A
10	3-910-N90	5/8" (-10)	339899
10	3-911-N90	11/16"	N/A
10	3-912-N90	3/4" (-12)	339900
10	3-913-N90	13/16"	N/A
10	3-914-N90	7/8" (-14)	459296
10	3-916-N90	1" (-16)	339901
10	3-918-N90	1-1/8"	N/A
5	3-920-N90	1-1/4" (-20)	339902
5	3-924-N90	1-1/2" (-24)	339903
5	3-928-N90	1-3/4"	N/A
5	3-932-N90	2"	459300

180 total O-Rings
All SAE 900 series O-Rings for all O-Ring boss
type adaptors
90 durometer Buna-N seal material

O-Ring Face Seal (ORS) O-Ring Kit Kit Part Number ▲ 5002454			
Qty.	O-Ring Size	ORS Tube Size	Jac P/N
20	2-011-N90	-4	339908
20	2-012-N90	-6	▲339909
20	2-014-N90	-8	▲339910
20	2-016-N90	-10	▲339911
20	2-018-N90	-12	339912
20	2-021-N90	-16	339913
10	2-025-N90	-20	339914
10	2-029-N90	-24	339915

140 total O-Rings
All 8 sizes of O-Ring face seal
couplers, fittings, and tube seals
90 durometer Buna-N seal material

Common O-Ring sizes Kit Part Number 5002453 <i>Jacobsen part numbers not available for these seals</i>				
Qty.	O-Ring Size	I.D.	O.D.	Width
20	2-006	1/8"	1/4"	1/16"
20	2-007	5/32"	9/32"	1/16"
20	2-008	3/16"	5/16"	1/16"
20	2-009	7/32"	11/32"	1/16"
20	2-010	1/4"	3/8"	1/16"
20	2-011	5/16"	7/16"	1/16"
20	2-012	3/8"	1/2"	1/16"
12	2-110	3/8"	9/16"	3/32"
12	2-111	7/16"	5/8"	3/32"
12	2-112	1/2"	11/16"	3/32"
12	2-113	9/16"	3/4"	3/32"
12	2-114	5/8"	13/16"	3/32"
12	2-115	11/32"	7/8"	3/32"
12	2-116	3/4"	15/16"	3/32"
10	2-210	3/4"	1"	1/8"
10	2-211	13/16"	1-1/16"	1/8"
10	2-212	7/8"	1-1/8"	1/8"
10	2-213	15/16"	1-3/16"	1/8"
10	2-214	1"	1-1/4"	1/8"
10	2-215	1-1/16"	1-5/16"	1/8"
10	2-216	1-1/8"	1-3/8"	1/8"
10	2-217	1-3/16"	1-7/16"	1/8"
10	2-218	1-1/4"	1-1/2"	1/8"
10	2-219	1-5/16"	1-9/16"	1/8"
10	2-220	1-3/8"	1-5/8"	1/8"
10	2-221	1-7/16"	1-11/16"	1/8"
10	2-222	1-1/2"	1-3/4"	1/8"
7	2-325	1-1/2"	1-7/8"	3/16"
7	2-326	1-5/8"	2"	3/16"
7	2-327	1-3/4"	2-1/8"	3/16"

375 total O-Rings
30 common sizes
Commonly used on cartridge valves and internal
seal found in hydraulic components
90 durometer Buna-N seal material



Paint, Lubricant & Grinding Compound

Hydraulic Fluid

Part No.	Description
5001405	2-1/2 Gal. container, VG-68
▲ 5001404	5 Gal. Pail, VG-68
2500548	2-1/2 Gal. container, 10W30 oil
▲ 2500546	5 Gal. Pail, 10W30 oil
503409	2-1/2 Gal. container, ATF fluid
503407	5 Gal. Pail, ATF fluid

Hydraulic Fluid (Bio-Degradable)

Part number	Product Name
▲ 4115977	GreensCare 32 (5 Gal. Pail)
5003105	GreensCare 46 (55 Gal. Drum)
▲ 5003104	GreensCare 46 (5 Gal. Pail)
▲ 5003102	GreensCare 68 (55 Gal. Drum)
▲ 5003103	GreensCare 68 (5 Gal. Pail)
4219840	GreensCare 46 Plus (5 Gal. Pail)
4294331	GreensCare 46 Plus (55 Gal. Drum)
4219860	GreensCare 68 Plus (5 Gal. Pail)
4294332	GreensCare 68 Plus (55 Gal. Drum)
4114701	GC Bio-Flush

Grease

Part No.	Description
5000067	5 Gal. Pail 00-grease
5000068	8 oz. Tube 00-grease (24 per case)
5001581	Lubriplate Marine Grease
365422	5.3 oz., Electrical Insulating Gel

Paint

Part No.	Description
▲ 4184140	12 oz. Orange aerosol can
▲ 838140	Ransomes Green aerosol - 16 oz. Spray
4112764	Ransomes Green - 1 qt. Air Dry
4296191	12 oz. Jacobsen Orange aerosol can

Compound - Lapping

Part No.	Description
5002488	10 Pound pail, 80 - grit
5002490	25 Pound pail, 80 - grit
5002489	10 Pound pail, 120 - grit
▲ 5002491	25 Pound pail, 120 - grit
4111913	25 Pound pail, 220 - grit
4111911	25 Pound pail, 180 - grit

500-Hour Maintenance Kits

Save Time and Money by Purchasing 500-Hour Maintenance Kits for Your Jacobsen Equipment.

Maximize the life and performance of your Jacobsen equipment by using Jacobsen Genuine parts. Only Jacobsen Genuine parts deliver the fit, reliability, quality and performance you want, plus they're covered by our 180 day parts warranty.

Kits are now available for GKIV and LF Series Mowers as per the recommended 500-hour change period listed in the Operator's Manual.



The Jacobsen Genuine Kits Offer:

- **Ease of Use** – all the right parts you need in one kit. The kits include: Engine Air Filter, Engine Oil Filter, Engine Fuel Filter, Hydraulic Oil Filter(s), GreensCare oil.
- **The Right Parts** – Jacobsen Genuine Parts will maximize the performance of your machine.
- **The Right Price** – Save money by purchasing the kit versus buying the parts individually!

Model	Kit Part #	Kit Contents
Greens King IV (Diesel)	4199040	(1) 5000913 Engine Air Filter (1) 554011 Engine Oil Filter (1) 550489 Engine Fuel Filter (1) 558022 Hydraulic Oil Filter (1) 5003104 GreensCare 46; 5 gal. pail (5 gal. sump capacity)
Greens King IV (Gas)	4199041	(1) 5000441 Engine Air Filter (1) 5000440 Engine Oil Filter (1) 5000436 Engine Fuel Filter (1) 558022 Hydraulic Oil Filter (1) 5003104 GreensCare 46; 5 gal. pail (5 gal. sump capacity)
SLF-1880	4199042	(1) 5000919 Engine Air Filter (1) 557759 Engine Oil Filter (1) 550489 Engine Fuel Filter (1) 5002892 Hydraulic Oil Filter (2) 5003103 GreensCare 68; 5 gal. pail (8 gal. sump capacity)
LF550 LF570 LF-3400 LF-3800 LF-4675 LF-4677	4199043	(1) 5000919 Engine Air Filter (1) 557759 Engine Oil Filter (1) 2500809 Engine Fuel Filter (1) 2811255 Hydraulic Oil Filter - charge (1) 557772 Hydraulic Oil Filter - return (3) 5003103 GreensCare 68; 5 gal. pail (14 gal. sump capacity)



Greenscare™ Biodegradable Hydraulic Fluids

Put an end to the risk of long-term turf problems and environmental contamination!

GreensCare is a biodegradable hydraulic fluid made of renewable seed-oil based product. It was developed in 1997 and has been factory-filled in Jacobsen products since 2002.

Better for your turf

- 96% biodegradable; allows turf to heal faster in the event of a leak or spill
- Contains none of the negatives associated with petroleum oils

Better For Your Equipment

- Extensively tested, specifically designed and approved for Jacobsen equipment
- Enhanced and improved seal compatibility – it won't deteriorate seals or cause other equipment damage that you'll see from inferior products
- Years of field proven performance
- Meets industry standards for all your equipment.

Better For You

- Save time and money – avoid the potential turf damage you may get from other hydraulic fluids

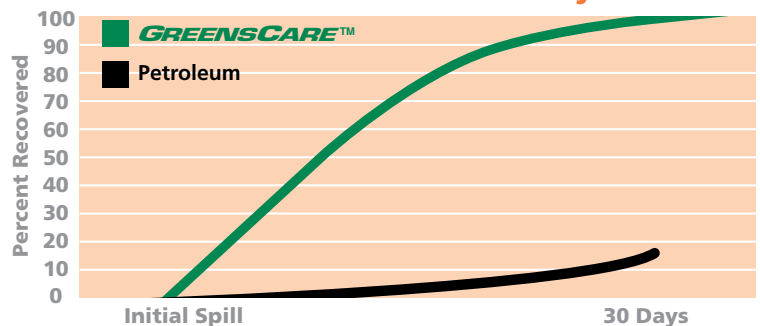
GreensCare is available in 5 gallon pails and 55 gallon drums and ISO Grades 32, 46 and 68 depending on the application. Also, if you are currently using Petroleum oil in your equipment, you can easily convert to GreensCare using the BioFlush oil.



NEW

GREENSCARE™ PLUS – High Performance

GreensCare Turf Recovery*



*Actual results may differ based on environmental factors and other remediation variables.



GREENSCARE™ – Original

	ISO Viscosity Grade Part No.	5 Gallon Pail Part No.	55 Gallon Drum Part No.	For Use With The Following Equipment
GreensCare 32	32	4115977	N/A	GK VI
GreensCare 46	46	5003104	5003105	GK IV, GK V, G-Plex III, AR-250, AR-2500, AR-3, TR-3, GP400
NEW! GreensCare 46 PLUS		4219840	N/A	
GreensCare 68	68	5003103	5003102	G-Plex III, SLF-1880, LF 550/570, LF-3400, LF-3407, LF-3800, LF-3810 (2 Wheel Drive), LF-4675, LF-4677, Tri-King 1800, Tri-King 1900, AR-5, AR-522, GA-24, GA-30, Groom Master II, TurfCat 600 series, Turf-Truckster
NEW! GreensCare 68 PLUS		4219860	N/A	
GreensCare Bio-Flush	46	4114701	N/A	Flushing Oil. Lower cost alternative to retrofitting equipment containing petroleum over to GreensCare 32, 46, and 68. Can be used for any of the equipment listed above

Recommended Hydraulic Fluid By Product

Product	Description	Jacobsen P/N		
		55 Gal. Drum	5 Gal. Pail	2.5 Gal. Pail
Greens King IV	GreensCare 46	5003105	▲ 5003104	
Greens King V	GreensCare 46	5003105	▲ 5003104	
Greens King VI	GreensCare 32	NA	▲ 4115977	
GreensPlex 160	GreensCare 46	5003105	▲ 5003104	
GreensPlex II	GreensCare 46	5003105	▲ 5003104	
GreensPlex III	GreensCare 46	5003105	▲ 5003104	
SLF-1880	GreensCare 68	▲ 5003102	▲ 5003103	
SLF-1880 4wd	GreensCare 68	▲ 5003102	▲ 5003103	
SLF-1880 Turbo	GreensCare 68	▲ 5003102	▲ 5003103	
LF-128	10W30 Hydraulic		▲ 2500546	2500548
LF-3400, 3407	GreensCare 68	▲ 5003102	▲ 5003103	
LF-3800	GreensCare 68	▲ 5003102	▲ 5003103	
LF-4675	GreensCare 68	▲ 5003102	▲ 5003103	
LF-4677	GreensCare 68	▲ 5003102	▲ 5003103	
LF510	10W30 Hydraulic		▲ 2500546	2500548
LF550/570	GreensCare 68	▲ 5003102	▲ 5003103	
Tri-King Diesel	GreensCare 68	▲ 5003102	▲ 5003103	
Tri-King Gas	GreensCare 68	▲ 5003102	▲ 5003103	
TR3	GreensCare 68	▲ 5003102	▲ 5003103	
AR-3	GreensCare 68	▲ 5003102	▲ 5003103	
AR-5	GreensCare 68	▲ 5003102	▲ 5003103	
AR-522, AR522, AR722T	GreensCare 68	▲ 5003102	▲ 5003103	
AR-250	GreensCare 46	5003105	▲ 5003104	
AR-2500	GreensCare 46	5003105	▲ 5003104	5001405
TurfCat 500	ISO VG 68		▲ 5001404	2500548
TurfCat 628	10W30 Hydraulic		▲ 2500546	2500548
TurfCat 728	10W30 Hydraulic		▲ 2500546	2500548
HR-4600 2wd	10W30 Hydraulic		▲ 2500546	2500548
HR-4600 4wd	10W30 Hydraulic		▲ 2500546	2500548
HR-5111	10W30 Hydraulic		▲ 2500546	5001405
HR-9016T	ISO VG 68		▲ 5001404	
HR-6010	Shell Tellis 46	N/A	N/A	
GP400	GreensCare 46	5003105	5003104	

GreensCare 46 Plus (Part No. 4219840) and GreensCare 68 Plus (Part No. 4219860) are now available in 5 gallon pails.

GreensCare 46 Plus (Part No. 4294331) and GreensCare 68 Plus (Part No. 4294332) are now available in 55 gallon drums.

Bio Flush is used when converting units from mineral based oils to GreensCare. Order part number 4114701.

Common Fuses

Common Fuses

Part No.	Description	Where Used
5003276	3 Amp	Tri-King, LF-3400/3800, HR-9016T
5003278	5 Amp	TurfCat 500 Series, SLF-1880, HR-9016T, AR722T
5003279	7.5 Amp	Tri-King
5003280	10 Amp	SLF-1880, HR-9016T, Trucks, AR722T
5003281	15 Amp	TurfCat 500 Series, HR-9016T, Trucks
5003282	20 Amp	SLF-1880, LF550/570/3400/3800/4675/4677, HR-4600, Trucks, AR722T
5003283	25 Amp	SLF-1880, LF550/570/3400/3800/4675/4677, HR-4600, Trucks, AR722T
5003284	30 Amp	TurfCat 500 Series, SLF-1880, LF550/570, AR-5, AR-522
4169341	25 Amp Circuit Breaker	ECLIPSE 118/118F/122/122F/126
4105800	50 Amp Fuse Main	E-Walk, ECLIPSE® 118/118F/122/122F/126
842983	15 Amp	Trucks, E-Plex
4220220	50 Amp Maxi	Trucks
4102780	50 Amp	ECLIPSE®2
4262910	30 Amp	ECLIPSE®2

GK 500

Part No.	Description
▲ 2811070	Belt, Service Poly Chain GT 80
▲ 2811362	Belt, Service 112 Tooth
▲ 5002915	Belt, Polychain
2811648	Kit, Service Reel Belt

ECLIPSE® 122, 122F, 118, 118F, 126

ECLIPSE®2 122, 122F, 118, 118F, 126

E-Walk InCommand

Part No.	Description
▲ 2811070	Belt, Service Poly Chain GT 80
▲ 2811106	Belt, Service 130 Tooth

GK 500A

(GK518A, GK522A, GK522TA, GK526)

Part No.	Description
▲ 2810713	Belt, Micro V Service
▲ 2811070	Belt, Service Poly Chain GT 80
▲ 2811362	Belt, Service 112 Tooth

GKIV

Part No.	Description
▲ 5001951	Belt, V

GKV & GKVI

Part No.	Description
2811450	Belt, V (Service Only)
▲ 3009565	Belt, V
▲ 5001951	Belt, V

G-Plex III & GP400

Part No.	Description
▲ 4132996	Belt, Rear Roller Brush
▲ 365235	Belt, Turf Groomer
▲ 5001951	Belt, V

G-Plex II

Part No.	Description
▲ 4132996	Belt, Rear Roller Brush
839466	Belt, 32 Tooth
▲ 5001951	Belt, V

SLF-1880

Part No.	Description
▲ 5001284	Belt, V

Tri-King (1900D & 1800G)

Part No.	Description
▲ 3001950	Belt, V
2811450	Belt, V (Service Only)

LF-3400/LF-3800 (V1305E/V1505E - TE)

Part No.	Description
▲ 5001284	Belt, V

LF550/570 (V1505E3B - TE3B)

Part No.	Description
▲ 5001284	Belt, V

LF-128

Part No.	Description
3004374	Belt, Fan Drive

AR-5 & AR-522

Part No.	Description
▲ 4134323	Belt, V

AR722T

Part No.	Description
▲ 4297258	Belt, V

AR-250

Part No.	Description
▲ 5001284	Belt, V

TC 600

Part No.	Description
▲ 2720948	Belt, 72" Deck
2198121	Belt, 60" Deck
▲ 198037	Belt, 63" Deck
338548	Belt, Flail

HR-9016T

Part No.	Description
4138120	Belt, V (Kubota)
5003211	Belt, V (Detroit Diesel)
5003689	Belt, V (Detroit Diesel)
* 46510638F	Belt, V (Detroit Diesel)

HR-4600

Part No.	Description
▲ 5001284	Belt, V

HR-5111

Part No.	Description
557381	Belt, V

R-311 / R-311T / R311T-T4I

Part No.	Description
▲ 4134323	Belt, V (Engines with 99 mm fan pulley)
▲ 4202300	Belt, V (Engines with 119 mm fan pulley)

R311T-T4F

Part No.	Description
▲ 4297258	Belt, V

HR-6010

Part No.	Description
178007	Belt, Cutter Deck
▲ 178145	Belt, Cutter Deck
W178121	Belt
* 80109080	Belt, Fan (Order from Perkins)

Common Belts

AR-3 / TR3

Part No.	Description
4176550	Belt, Engine Alternator

ECLIPSE® 322

Part No.	Description
▲ 5001951	Belt, Alternator/Water Pump

GA-24 (544907)

Part No.	Description
▲ 4113435	Belt, 3V Transport
▲ 4113436	Belt, 3V Mechanism
▲ 4113437	Belt, 3V, 2 Rib Mechanism

Groom Master & Groom Master II

Part No.	Description
▲ 5001951	Belt, V

DS175 (Suzuki K-6 Engine Model 898625)

Part No.	Description
4115405	Belt, V .440 SAE x 52.88
▲ 4115404	Belt, V .440 SAE x 25.00
▲ 4120026	Belt, Water Pump
4117092	Belt, V .440 SAE x 28.00

DS300 (Perkins Engine)

Part No.	Description
600997	Belt, Alternator/Power Steering
600653	Belt, Sprayer Pump

Turf-Truckster (Perkins 403C Engine)

Part No.	Description
▲ 600997	Belt, Alternator/Power Steering
▲ 841966	Belt, Hydraulic Pump

Turf-Truckster

Part No.	Description
▲ 841966	Belt, V .440 SAE/Hydraulic Pump

Turf-Truckster (Suzuki K-6 Engine)

Part No.	Description
▲ 4115404	Belt, V .440 SAE x 25"/Power Steering
▲ 4120026	Belt, Water Pump
▲ 4115406	Belt, V .440 SAE x 54"/Hydraulic Pump

Turf-Truckster (Suzuki K-6A Engine)

Part No.	Description
▲ 4139265	Belt, Alternator/Power Steering
4139351	Belt, Hydraulic Pump (84056 & 84057)
4144006	Belt, Hydraulic Pump (84061)
▲ 4140919	Belt, Alternator/Water Pump

Turf-Truckster (Kubota D1105 Engine)

Part No.	Description
▲ 4175560	Belt, Alternator/Power Steering
▲ 4117092	Belt, Hydraulic Pump

DS-300 (Kubota D1105 Engine)

Part No.	Description
▲ 4175560	Belt, Alternator/Power Steering
4175863	Belt, Sprayer Pump

DS-175 (Suzuki K-6A Engine)

Part No.	Description
▲ 4139265	Belt, Alternator/Power Steering
4139427	Belt, Sprayer Pump

Preventive Maintenance Service Tip

Over time belts can get brittle, cracked and stretched. Inspect belts at every lubrication cycle and replace as necessary to avoid downtime.

Part No.	Description
4115756	Suzuki 660CC EFI Engine Service Manual
4157081	Greens King 500 - InCommand
4157082	PGM 22 - InCommand
4171642	Turf-Truckster
4171643	Greens King 400 Series
4171644	Jacobsen A984H Engine Service Manual
4171645	Aero King 13221
4171646	Spraytek DS-175
4171647	Spraytek DS-300
4171648	E-Plex II
4171649	Greens King IV / TF-60
4171650	Greens King V
4171651	Greens King 500
4171652	Greens King VI
4171653	Greens King Electric
4171654	Hawk Turf Truck
4171655	Hawk Midsize Turf Truck
4171656	HR-4600
4171657	HR-5111 (Early Edition)
4203780	HR-5111 (Late Edition)
4171658	HR-9016T Turbo
4171659	LF-100
4171660	LF-123 / LF-128
4171661	LF-3400 / LF-3800
4171662	LF-4675 / LF-4677
4171663	PGM
4171664	Sand Scorpion Electric
4171665	ST 5111
4171666	SV 2322 / SV 3422
4171667	TurfCat C318G / T320G / C417D / C420G
4171668	TurfCat 422D
4171669	TurfCat T423D / T428D
4171670	TurfCat T422D / T436G
4171671	TurfCat T423D / T428D / T445G
4171672	TurfCat T523D / T528D / T535D / T531G
4171673	Tri-King 1471 / 1671 / 1684
4171674	Tri-King 1800G / 1900D
4171675	Turf-Truckster
4171722	TurfCat 600 / Frontline 700
4171984	E-Walk
4171985	Suzuki YH-6 Engine
4181382	PerformAire 60 / 80
4181380	ECLIPSE® 118, 122 & 126 Fixed Head
4181381	ECLIPSE® 118F & 122F Floating Head
4181383	AR-522
4131384	AR-3 / TR-3
4171721	SLF-1880
4203781	R-311
4234520	R-311T
4222983	ECLIPSE® 322 (Early Mowers)
4271491	ECLIPSE® 322 (Late Mowers)
4252490	GP-400
4241622	TurfCat 600 - 69168, 69169
4247530	Greens King IV/IV Plus
4241262	LF550/570

Contact your area Jacobsen Dealer for more information on how to order Service Manuals.

■ Order from whole goods

▲ Never Out Part

For more information, visit www.jacobsenparts.com

Jacobsen Filters & Fluids

Desc.	Hyd. Oil Filter	Hyd. Oil Type	Hyd. Oil Cap.	Engine Type	Engine Oil Filter	Engine Oil Type	Engine Oil Cap.	Air Filter	Fuel Filter
19" PGM 62279	N/A	N/A	N/A	Honda GX-120 K1Q- JG2 4 HP	N/A	SAE 10W-30	.63 US quart 0.6 litre	Honda ★17210-ZE0-505	N/A
22" PGM 62280/63280	N/A	N/A	N/A	Honda GX-120 K1Q- JG2 4 HP	N/A	SAE 10W-30	.63 US quart 0.6 litre	Honda ★17210-ZE0-505	N/A
18" GK-518A 62281/63281	N/A	N/A	N/A	Honda GX-120 K1Q- JG2 4 HP	N/A	SAE 10W-30	.63 US quart 0.6 litre	Honda ★17210-ZE0-505	N/A
22" GK-522A 62282/63282	N/A	N/A	N/A	Honda GX-120 K1Q- JG2 4 HP	N/A	SAE 10W-30	.63 US quart 0.6 litre	Honda ★17210-ZE0-505	N/A
22"GK-522A T-Handle 62283	N/A	N/A	N/A	Honda GX-120 K1Q- JG2 4 HP	N/A	SAE 10W-30	.63 US quart 0.6 litre	Honda ★17210-ZE0-505	N/A
26"GK-526A 11 Blade 62284	N/A	N/A	N/A	Honda GX-120 K1Q- JG2 4 HP	N/A	SAE 10W-30	.63 US quart 0.6 litre	Honda ★17210-ZE0-505	N/A
26"GK-526A 7 Blade 62285/62385	N/A	N/A	N/A	Honda GX-120 K1Q- JG2 4 HP	N/A	SAE 10W-30	.63 US quart 0.6 litre	Honda ★17210-ZE0-505	N/A
E-Walk 62290 63290	N/A	N/A	N/A	N/A	N/A	N/A	N/A	N/A	N/A
TC22 62291	N/A	N/A	N/A	Honda GX-120 K1Q- JG2 4 HP	N/A	SAE 10W-30	.63 US quart 0.6 litre	Honda ★17210-ZE0-505	N/A
ECLIPSE®2 63334/63343 63335/63344 63336/63345 63337/63346 63338/63347 63339/63348 63340/63349 63341/63350 63342/63351	N/A	N/A	N/A	Honda GX-120 K1Q- JG2 4 HP	N/A	SAE 10W-30	.63 US quart 0.6 litre	Honda ★17210-ZE0-505	N/A
GK IV 62287 62302/62305	▲558022	▲5003104 GreensCare46	5gal 19 litres	B&S16HP Model303447 Type 1186-A1	▲5000440	SAE 30W	3.5 pints 1.7 litres	▲5000441	▲5000436
GK IV-Plus 62288 62303/62306	▲558022	▲5003104 GreensCare46	5gal 19 litres	B&S18HP Model350447 Type 1173-A1	▲5000440	SAE 30W	3.5 pints 1.7 litres	▲5000441	▲5000436
GK IV-Diesel 62289/62304	▲558022	▲5003104 GreensCare46	5gal 19 litres	Kubota D 662- EB 19 HP	▲ 554011	SAE 10W-30	1 gal 3.8 litres	▲5000913	▲550489
GK V Gas 62246/62267	▲500007 8	▲5003104 GreensCare46	5gal 19 litres	B&S18HP Model350447 Type 1274-E1	▲5000440	SAE 30W	3.5 pints 1.7 litres	▲5000441	▲5000436
GK V Diesel 62247/62268	▲500007 8	▲5003104 GreensCare46	5gal 19 litres	Kubota D 662- EB 19 HP	▲ 554011	SAE 10W-30	3.4 quarts 3.2 litres	▲5000913	554596 ▲550489
GK VI 1862 62275/62375	▲500007 8	▲4115977 GreensCare 32	5gal 19 litres	B&S18HP Model350447 Type 1173-A1	▲5000440	SAE 30W	3.5 pints 1.7 litres	▲5000441	▲5000436
ECLIPSE® 322 Gas Hybrid 62802/62803	N/A	N/A	N/A	B&S14HP Vanguard V- Twin OHV	▲5000440	SAE 30W	3.5 pints 1.7 litres	▲5000441	▲5000436
ECLIPSE® 322 Diesel Hybrid 62804/62805 62825/62806	N/A	N/A	N/A	Kubota Z482- E3B	5002644	SAE 20W SAE 30W	3.4 quarts 3.2 litres	▲5000913	▲550489

Jacobsen Filters & Fluids

Desc.	Hyd. Oil Filter	Hyd. Oil Type	Hyd. Oil Cap.	Engine Type	Engine Oil Filter	Engine Oil Type	Engine Oil Cap.	Air Filter	Fuel Filter
GKVI1862 3WD 62276/62376	▲5000078	▲4115977 GreensCare32	5gal 19 litres	B&S 18HP Model350447 Type 1173-A1	▲5000440	SAE 30W	3.5 pints 1.7 litres	▲5000441	▲5000436
GK VI 1962 62277/62377	▲5000078	▲4115977 GreensCare32	5gal 19 litres	KubotaD662-EB 19 HP	▲554011	SAE 10W-30	3.4quarts 3.2 litres	▲5000913	554596 ▲550489
GKVI1962 3WD 62278/62378	▲5000078	▲4115977 GreensCare32	5gal 19 litres	KubotaD662-EB 19 HP	▲554011	SAE 10W-30	3.4quarts 3.2 litres	▲5000913	554596 ▲550489
G PlexIII Gas 62700	▲108046	▲5003104 GreensCare46	6.8 Gallon 25.7 litres	Briggs & Stratton 18 HP Vanguard 350447 Type 1294	▲5000440	SAE 10W-30	3.4Quarts 3.2 litres	▲5000441	▲5000436
G PlexIII Diesel 62701	▲108046	▲5003104 GreensCare46	6.8 Gallon 25.7 litres	Kubota 20.7 HP D722E	840160	SAE 10W-30	2.1 Quarts 2 litres	▲5000913	▲5001182 & 550489
GP400 Gas 62706	4199061	▲5003104 GreensCare46	10.6 Gallon 40 litres	Briggs & Stratton 18 HP Vanguard 5702HV	492932S	SAE 10W-30	1.5Quarts 1.4 litres	▲5000441	842506
GP400 Diesel 62707	4199061	▲5003104 GreensCare46	10.6 Gallon 40 litres	Kubota 20.7 HP D722E	▲5002644	SAE 10W-30	3.4Quarts 3.2 litres	▲5000913	550489
LF-128 2WD 67818	▲5002722	▲2500546 10W-30	7gal 26.5 litres	Kubota D1105-EB 26 HP	▲557759	SAE 10W-30	3.5quarts 3.3 litres	▲5000919	▲2500809
LF-128 4WD 67819	▲5002722	▲2500546 10W-30	7gal 26.5 litres	Kubota D1105-EB 26 HP	▲557759	SAE 10W-30	3.5quarts 3.3 litres	▲5000919	▲2500809
LF-3400 2WD 67868/67945 67971	Charge - ▲2811255 Return - ▲557772	▲5003103 GreensCare68	14gal 53 litres	KubotaV-1305E 31 HP	▲557759	SAE 10W-30	5.5quarts 5.2 litres	▲5000919	▲2500809
LF-3400 4WD 67869/67946 67972	Charge - ▲2811255 Return - ▲557772	▲5003103 GreensCare68	14gal 53 litres	KubotaV-1305E 31 HP	▲557759	SAE 10W-30	5.5quarts 5.2 litres	▲5000919	▲2500809
LF-3400 Turbo 4WD 67949/67960	Charge - ▲2811255 Return - ▲557772	▲5003103 GreensCare68	14gal 53 litres	KubotaV-1305T 44 HP	▲557759	SAE 10W-30	5.5quarts 5.2 litres	▲5000919	▲2500809
LF-3800 2WD 67866/67947 67958	Charge - ▲2811255 Return - ▲557772	▲5003103 GreensCare68	14gal 53 litres	KubotaV-1305T 36 HP	▲557759	SAE 10W-30	5.5quarts 5.2 litres	▲5000919	▲2500809
LF-3800 4WD 67867/67948 67959	Charge - ▲2811255 Return - ▲557772	▲5003103 GreensCare68	14gal 53 litre	KubotaV-1305T 36 HP	▲557759	SAE 10W-30	5.5quarts 5.2 litres	▲5000919	▲2500809
LF550 2WD LF550 4WD LF570 2WD LF570 4WD 67978/67979 67981/67982	Charge - ▲2811255 Return - ▲557772	▲5003103 GreensCare68	14gal 53 litre	Kubota V-1505-E3B 36 HP	▲557759	SAE 10W-30	5.5quarts 5.2 litres	▲5000919	▲2500809
LF550 Turbo LF570 Turbo 67980/67983	Charge - ▲2811255 Return - ▲557772	▲5003103 GreensCare68	14gal 53 litre	Kubota V-1505-T-E3B 44 HP	▲557759	SAE 10W-30	5.5quarts 5.2 litres	▲5000919	▲2500809
LF510 67991/67992	Charge - ▲2811255 Return - ▲885249	▲2500546 10W-30	14gal 53 litre	KubotaD1105 26 HP	▲557759	SAE 10W-30	5.5quarts 5.2 litres	▲5000919	▲550489

Jacobsen Filters & Fluids

Desc.	Hyd. Oil Filter	Hyd. Oil Type	Hyd. Oil Cap.	Engine Type	Engine Oil Filter	Engine Oil Type	Engine Oil Cap.	Air Filter	Fuel Filter
LF-3800 Turbo 4WD 67950/67961	Charge - ▲2811255 Return - ▲557772	▲5003103 GreensCare 68	14 gal 53 litres	KubotaV-1305T 44 HP	▲557759	SAE 10W-30	5.5quarts 5.2 litres	▲5000919	▲2500809
LF3407 2WD 67951	Charge - ▲2811255 Return - ▲557772	▲5003103 GreensCare 68	14gal 53 litres	KubotaV-1305E 31 HP	▲557759	SAE 10W-30	5.5quarts 5.2 litres	▲5000919	▲2500809
LF3407 4WD 67952	Charge - ▲2811255 Return - ▲557772	▲5003103 GreensCare 68	14gal 53 litres	KubotaV-1305E 31 HP	▲557759	SAE 10W-30	5.5quarts 5.2 litres	▲5000919	▲2500809
LF-4675 Turbo - 4WD 67915	Charge - ▲2811255 Return - ▲557772	▲5003103 GreensCare 68	14gal 53 litres	KubotaV-1305T 44 HP	▲557759	SAE 10W-30	5.5quarts 5.2 litres	▲5000919	▲2500809
LF-4677 Turbo - 4WD 67916	Charge - ▲2811255 Return - ▲557772	▲5003103 GreensCare 68	14gal 53 litres	KubotaV-1305T 44 HP	▲557759	SAE 10W-30	5.5quarts 5.2 litres	▲5000919	▲2500809
SLF-1880 2WD 67923/67955	Charge - ▲2811255 Return - ▲5002892	▲5003103 GreensCare 68	8gal 30 litres	KubotaD1105 26 HP	▲557759	SAE 10W-30	5.5quarts 5.2 litres	▲5000919	▲550489
SLF-1880 4WD 67924/67956	Charge - ▲2811255 Return - ▲5002892	▲5003103 GreensCare 68	8gal 30 litres	KubotaD1105 26 HP	▲557759	SAE 10W-30	5.5quarts 5.2 litres	▲5000919	▲550489
SLF-1880 4WD - Turbo 67938/67957	Charge - ▲2811255 Return - ▲5002892	▲5003103 GreensCare 68	8gal 30 litres	Kubota D1105 Turbo 33 HP	▲557759	SAE 10W-30	5.5quarts 5.2 litres	▲5000919	▲550489
Tri-King 1800 G 67042	Charge - ▲549597 Return - ▲549597	▲5003103 GreensCare 68	5.5gal 21 litres	B & S 18HP Model350447 Type 1169-A1	▲5000440	SAE 30W	3.5pints 1.7 litres	▲5000441	▲5000436
Tri-King 1900 D 67043/67069	Charge - ▲549597 Return - ▲549597	▲5003103 GreensCare 68	5.5gal 21 litres	KubotaD-662-EB 18.5 HP	5002644	SAE 10W-30	3.1quarts 3 litres	▲5000913	▲550489

Desc.	Hyd. Oil Filter	Hyd. Oil Type	Hyd. Oil Cap.	Engine Type	Engine Oil Filter	Engine Oil Type	Engine Oil Cap.	Air Filter	Fuel Filter
AR-250 945010	▲178025	▲5003104 GreensCare 46	10gal 38 litres	KubotaV-1505E 38 HP	▲557759	SAE 10W-30	6.4 quarts 6 litres	▲5000919	▲5001182 ▲2500809 ▲178078
AR-2500 945025	▲178025	▲5003104 GreensCare 46	10.3gal 39 litres	KubotaV-1505TE Turbocharged 44.2 HP	▲557759	SAE 10W-30	6.4 quarts 6 litres	▲5000919	▲5001182 ▲178078
AR-3 69173	008089620 (Early) 4199061 (Later)	▲5003104 GreensCare 46	6.6gal 25 litres	Kubota D1105TE Turbocharged 33 HP	▲557759	SAE 10W-30	7.1 quarts 6.7 litres	▲5000919	2500809 ▲5001182
TR-3 69160	008089620 (Early) 4199061 (Later)	▲5003104 GreensCare 46	6.6gal 25 litres	Kubota D1105E 24.8 HP	▲557759	SAE 10W-30	5.4 quarts 5.1 litres	▲5000919	2500809 ▲5001182
AR-5 68080	▲555771	▲5003103 GreensCare 68	14gal 53 litres	Kubota V-2003 60HP	4113986	SAE 10W-30	10.3 quarts 9.8 litres	▲4133820 & ▲4133821	▲557619
HR-9510 LHAK002	▲178025	▲2500546 10W-30	9.5gal 18.8 litres	Perkins 104.22 50 HP	▲2208174	SAE 10W-30	8.7 quarts 8.2 litres	▲5000919	▲825619 2198290 4132247
HR-6010 LHAK003	Suction - ▲178025 Charge 008089620	▲2500546 10W-30	9.5 gal 18.8 litres	Perkins 404C-22T 60 HP	▲2208174	SAE 10W-30	11.2 quarts 10.6 litres	▲4133820	▲5001182 Order Perkins ★26560017
HR-5111 69116/69158	Charge - ▲2811255 Return - ▲555771	▲2500546 10W-30	17gal 64 litres	Kubota V2203-B 51 HP	4113986	SAE 10W-30	10quarts 9.5 litres	▲549633	▲557619
R-311 69166/69167	Charge - ▲2811255 Return - ▲555771	▲2500546 10W-30	17gal 64 litres	Kubota V2203-M-E3B 45 HP	4113986	SAE 10W-30	10quarts 9.5 litres	▲549633	▲557619
R-311T 69171	Charge - ▲2811255 Return - ▲555771	▲2500546 10W-30	17gal 64 litres	Kubota V2403-M-T-E3B 60 HP	4113986	SAE 10W-30	10quarts 9.5 litres	▲4133820 ▲4133821	▲557619
R311T 69177	Charge - ▲2811255 Return - ▲555771	▲2500546 10W-30	17gal 64 litres	Kubota V2403-M-T-E3B 60 HP	4113986	SAE 10W-30	10quarts 9.5 litres	▲4133820 ▲4133821	▲557619
HR-9016T 70524/70525	Charge - ▲5003691 Return - 5002693	▲5001404 ISO VG68	55gal 208 litres	Detroit Diesel D704LTE.13A Turbocharged 87 HP	5003207	SAE 15W-40	7 quarts 6.6 litres	▲5003370	5003212
HR-9016T 70528/70529 70530/70531	Charge - ▲5003691 Return - 5002693	▲5001404 ISO VG68	55gal 208 litres	Kubota V3300 DI- T-E2B 90 HP	▲4137894	SAE 15W-40	14 quarts 13.25 litres	▲5003370	▲557619
HR-9016T 70538/70539 70540/70541	Charge - ▲5003691 Return - 5002693	▲5001404 ISO VG68	55gal 208 litres	Kubota V3800 DICR-E3B 96.4 HP	▲4137894	SAE 15W-40	14 quarts 13.25 litres	▲5003370	4230980
HR-4600 2WD 67862	Charge - ▲2811255 Return - ▲557772	▲2500546 10W-30	14gal 53 litres	KubotaV-1505TE Turbocharged 44.2 HP	▲557759	SAE 10W-30	5.5 quarts 5.2 litres	▲5000919	▲2500809
HR-4600 4WD 67863	Charge - ▲2811255 Return - ▲557772	▲2500546 10W-30	14gal 53 litres	KubotaV-1505TE Turbocharged 44.2 HP	▲557759	SAE 10W-30	5.5 quarts 5.2 litres	▲5000919	▲2500809
AR-522 68082	▲555771	▲5003103 GreensCare 68	14gal 53 litres	Kubota V-2003-M-T 60 HP	4113986	SAE 10W-30	10 quarts 9.5 litres	▲4133820 & ▲4133821	▲557619
AR-522 68098	▲555771	▲5003103 GreensCare 68	14gal 53 litres	Kubota V-2403-M-T 60 HP	4113986	SAE 10W-30	10 quarts 9.5 litres	▲4133820 & ▲4133821	▲557619
AR522 T4I 68131	▲555771	▲5003103 GreensCare 68	14gal 53 litres	Kubota V-2403-M-DI 48.9 HP	4113986	SAE 10W-30	10 quarts 9.5 litres	▲4133820 & ▲4133821	▲557619
AR722T 68233	▲555771	▲5003103 GreensCare 68	14gal 53 litres	Kubota V-2403-CR-T 65.1 HP	4113986	SAE 10W-30	10 quarts 9.5 litres	▲4133820 & ▲4133821	4297133 & 4297126

Jacobsen Filters & Fluids

Desc.	Hyd. Oil Filter	Hyd. Oil Type	Hyd. Oil Cap.	Engine Type	Engine Oil Filter	Engine Oil Type	Engine Oil Cap.	Air Filter	Fuel Filter
TurfCatT523D 2WD 66146	▲5002892	▲5001404 ISO VG68	8 gal 30 litres	KubotaD905E 22.5 HP	▲557759	SAE 10W-30	5.4 quarts 5.1 litres	▲5000919	▲550489
TurfCatT528D 2WD 66148	▲5002892	▲5001404 ISO VG68	8 gal 30 litres	KubotaD1105E 28 HP	▲557759	SAE 10W-30	5.4 quarts 5.1 litres	▲5000919	▲550489
TurfCatT528D 4WD 66149	▲5002892	▲5001404 ISO VG68	8 gal 30 litres	KubotaD1105E 28 HP	▲557759	SAE 10W-30	5.4 quarts 5.1 litres	▲5000919	▲550489
TurfCat T535D Turbo 4WD 66150	▲5002892	▲5001404 ISO VG68	8 gal 30 litres	Kubota D1105TB Tur- bocharged 33 HP	▲557759	SAE 10W-30	5.4 quarts 5.1 litres	▲5000919	▲550489
TurfCatT531G 2WD 66151	▲5002892	▲5001404 ISO VG68	8 gal 30 litres	B&S/Daihatsu31HP Model:580447 Type:0115-E2	5003069	SAE 10W-30	3.5 quarts 3.3 litres	▲5000913	5003070
TurfCat628 2WD 946713	▲178025	▲2500546 10W-30	6.8gal 25.7 litres	KubotaD1105EB 26 HP	▲557759	SAE 10W-30	5.5 quarts 5.2 litres	▲5000919	▲2721539- 01 ▲5001182
TurfCat628 4WD 946714	▲178025	▲2500546 10W-30	6.8gal 25.7 litres	KubotaD1105EB 26 HP	▲557759	SAE 10W-30	5.5 quarts 5.2 litres	▲5000919	▲2721539- 01 ▲5001182
TurfCat623 2WD 946718	885249	▲2500546 10W-30	5 gal 19 litres	KubotaD905EB 22.5 HP	▲557759	SAE 10W-30	5.5 quarts 5.2 litres	▲5000919	▲2721539- 01 ▲5001182
TurfCat628 2WD 946719	885249	▲2500546 10W-30	5 gal 19 litres	KubotaD1105EB 26 HP	▲557759	SAE 10W-30	5.5 quarts 5.2 litres	▲5000919	▲2721539- 01 ▲5001182
TurfCat 628 2WD 69168/69175	▲178025	▲2500546 10W-30	5 gal 19 litres	KubotaD1305EB 29.1 HP	▲557759	SAE 10W-30	6 quarts 5.7 litres	▲5000919	▲2721539- 01 ▲5001182
TurfCat 628 4WD 69169/69176	▲178025	▲2500546 10W-30	5 gal 19 litres	KubotaD1305EB 29.1 HP	▲557759	SAE 10W-30	6 quarts 5.7 litres	▲5000919	▲2721539- 01 ▲5001182
7 Gang Hydraul- ic Ranger 74684	N/A	SAE 10W-40	21 gal 80 litres	N/A	N/A	N/A	N/A	N/A	N/A
GA-24 OPC 544907	N/A	▲5003103 Green- sCare 68	2gal 7.6 litres	B & S 8 HP ModelIntekProOHV Type 1225-A1	N/A	SAE 30W	1 quart .95 litres	Briggs	Briggs
Cushman Turf-Truckster Diesel 84063/84064	885249	▲5003103 Green- sCare 68		Kubota D1105-E3B 24.8 HP	4113986	SAE 10W-30 SAE 10W-40	5.4 quarts 5.1 litres	▲5000919	▲550489
Cushman Turf-Truckster Gas 84056/84057 84061	885249	▲5003103 Green- sCare 68		Suzuki K6 26.1 HP	▲2701908	SAE 10W-30 SAE 10W-40 (Above 86°F 30° C)	3.3 quarts 3.0 litres	▲5000913	▲2701898
Spraytek DS-175 Gas 84055	NA	NA	NA	Suzuki K6 26.1 HP	▲2701908	SAE 10W-30 SAE 10W-40 (Above 86°F 30° C)	3.3 quarts 3.0 litres	▲5000913	▲2701898
Spraytek DS-300 Diesel 84062	NA	NA	NA	Kubota D1105-E3B 24.8 HP	4113986	SAE 10W-30 SAE 10W-40	5.4 quarts 5.1 litres	▲5000919	▲550489
GroommasterII Diesel 88008	▲108046	▲5003103 Green- sCare 68	2.5gal 9.5 litres	Kubota D 662-EB 19 HP	▲554011	SAE 10W-30	3.1 quarts 2.9 litres	▲5000913	▲550489
GroommasterII Gas 88009	▲108046	▲5003103 Green- sCare 68	2.5gal 9.5 litres	B & S 16HP Model303447 Type 1269-A1	▲5000440	SAE 30W	1.75quarts 1.7 litres	▲5000441	▲5000436

Notes:

- All engine oils must be rated as SAE with the proper weight and service classification.
 - Refer to Equipment Operator's Manual for proper application of GreensCare oil.
 - All system capacities include oil for filter where applicable.
- A. Gas engines must have a minimum SH designation.
 B. Diesel engines must have a minimum CD designation.
 C. Tier 4F Diesel engines must have a minimum CJ designation.

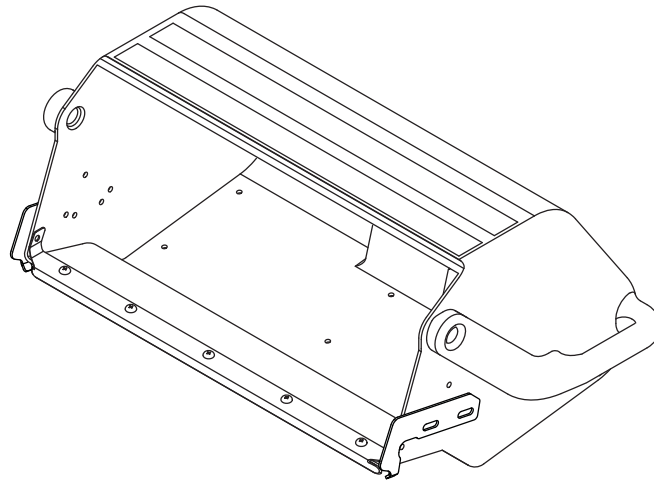
Part No.	Description	Application
AT1006	Cylinder Leakage Tester	General
AT3391	Oil Filter Cutter	General
JAC5001-1	Blocking Disc Set	Hydraulic Systems
JAC5001-2	Blocking Disc, #6 (Included in JAC5001-1)	Hydraulic Systems
JAC5001-3	Blocking Disc, #8 (Included in JAC5001-1)	Hydraulic Systems
JAC5001-4	Blocking Disc, #10 (Included in JAC5001-1)	Hydraulic Systems
JAC5001-5	Blocking Disc, #12 (Included in JAC5001-1)	Hydraulic Systems
JAC5001-6	Blocking Disc, #16 (Included in JAC5001-1)	Hydraulic Systems
JAC5001A	Hydraulic Test Fitting Kit	LF-100, GK IV, Tri-King, ST5111, HR5111, TurfCat
JAC5001H	Hydraulic Hose Kit	General
AT40001	Hydraulic Flowmeter (Glycerin Filled)	General
AT40002	Hydraulic Flowmeter (Glycerin Filled)	General
AT40003	Hydraulic Flow Meter (Bi-Metal/Dry)	General
AT40004	Hydraulic Flow Meter (Bi-Metal/Dry)	General
AT40005	Radiator and Pressure Cap Tester	General
AT40022	Water Flowmeter	General
AT40031	Digital Hydraulic Tester	General
JAC5000	LF100 Hydro Flow Lock	LF-100
JAC5102	HR-9016T Flow Lock Tool	
JAC5103	TurfCat 500 Flow Lock Tool	
JAC5104	LF3400/3800 Flow Lock Tool	
JAC5079	LF-3810 Flow Lock Tool	LF 3810, Fairway
JAC5105	AR-3/TR-3 Flow Lock Tool	
JAC5108	GPlex III and GP400 Flow Lock Tool	
JAC5121	SLF-1880 Flow Lock Tool	
JAC5122	Flow Lock Tool Kit	
JAC5097	Portable In-Line Filter	Jacobsen Hydraulic Systems
JAC5097-1	Ind. Replacement Filter	JAC5097
JAC5076	GK IV Stack Valve Seal Installer	GK IV
JAC5106	Digital Pressure Gauge Kit	
JAC5015	Vacuum & Pressure Gauge	General
JAC5021	Diesel Engine Compression Tester	Kubota, All Diesel Engines
AT3600	Diesel Engine Compression Tester Kit	All Diesel Engines
AT3600-10	Diesel Engine Compression Tester (No Adapters)	All Diesel Engines
AT3600-5	Diesel Engine Compression Tester (No Case or Adapters)	All Diesel Engines
AT3600-TAK	Diesel Engine Compression Tester Kit (Takeuchi)	All Diesel Engines
JAC5031	Delivery Valve Wrench	D950B, D1102BC, D1402B
JAC5027	Nozzle Tester	D950B, D1102BC, D1402B
JAC5050	Traction Motor Shaft Seal Tool	GK IV
JAC5051	Eccentric Bushing Tool	Walking Greens Mower
JAC5052	Bearing Installer	GK IV, LF-100 (Front Traction Motor)
JAC5053	Bearing Installer	GK IV, LF-100 (Rear Traction Motor)
JAC5061	Reel Shaft Seal Protector	Fairway, Blitzer
JAC5062	Reel Shaft Seal Driver	Fairway, Blitzer
JAC5070	Adjusting Handle Removing Bar	Fairway, Blitzer
JAC5081	Reel Gauge Set	All Reels
JAC5084	Bearing Assembly Tool	GK Reels, TF60, TF100, TF123, TF128
JAC5085	Reel Bearing Housing Puller	GK Reels, TF60, TF100, TF123, TF128
JAC5005	Oil Seal Puller	General
JAC5016	Blade Balancing Tool	Blades
JAC5012	Deluxe Feeler Gauge	General
JAC5093	Special Feeler Gauge Set	All Jacobsen Reels
JAC5094	Feeler Gauge Set (12 0.002" Thick Blades)	All Jacobsen Reels
JAC5099	7" Reel Coupler Puller	
JAC5100	7" Reel Grinding Adapter	
JAC5101	W.G. Mower Clutch Alignment Tool	

Contact your area Jacobsen Dealer for more information on how to order tools.

Special Service Tool

Part No.	Description	Application
JACCU40012	Rear Hub Knockoff	
JAC5107	Bedknife Screw Tool	
JAC5109	Diameter/Circumference Measuring Tape	
JAC5110	Multi-Tool	
JAC5111	Reel Grinding Adapter	
JAC5112	Reel Grinding Shaft	
JAC5114	Delphi Weather Pack/Metri Pack Connector Kit	
KL100018	Weather Pack Connector Hand Crimp Tool	
KL100019	Metri-Pack Connector Hand Crimp Tool	
JAC5115	Deustch DT Series Connector Kit	
KL100020	Deustch Hand Crimp Tool	
JAC5116	Molex MX150L Connector Kit	
KL100017	Molex Hand Crimp Tool	
KL100021	Hand Crimp Tool Kit	Weather Pack, Metri-Pack, Deustch, and Molex
KL22020	DPF Cleaning System	
4258099	Grass Height Prism Gauge	General





Catcher No.	Product
■ 67891	Greens King IV, V, VI, Electric
■ 68122	Greens King 418, 518, & 118 Fixed Head
■ 68123	Greens King 422, 522 & 122 Fixed Head
■ 68124	Greens King 426, 526, & 126 ECLIPSE® Fixed Head
■ 68121	Greens Mower 19", 22" and PGM 22"
■ 67891	LF-100, LF-123, LF-128, LF-135, LF-3400, LF-3407, LF-3800, LF510, LF550 & LF570
■ 69150 (3) – 3007843 (Catcher Only)	Tri-King (30" Mower)
4132125	TC-22
■ 67919 (Right Hand Catcher)	LF-3800/LF 3407/LF-4677/LF570 Catcher Mounting Kit (Required to mount grass catcher)
■ 67920 (Left Hand Catcher)	ECLIPSE® 22" Floating Head, GP-400
4239563	TR3
■ LMAC182 (Set of 3)	Tri-King 26"
■ 69151 (Set of 3)	ECLIPSE®, 18" Floating Head
4203300	SLF-1880
■ 67930	ECLIPSE® 322 RGM
4239562	



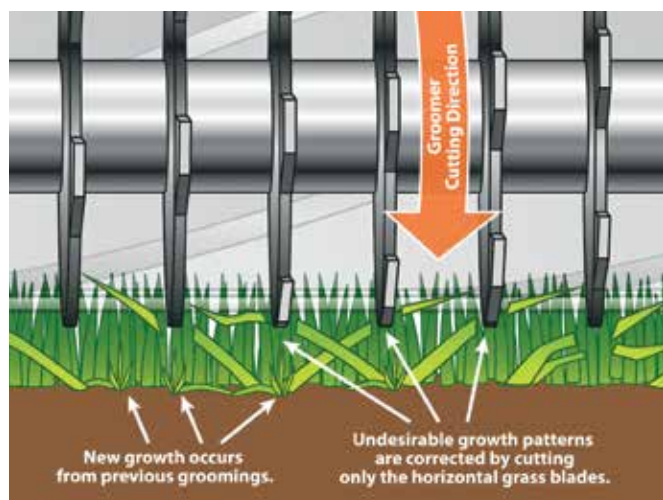
Turf Groomers

What is Turf Grooming?

In a nutshell, the reel and grooming cutting system is a proactive, three-dimensional mowing process which provides less thatch, thicker and healthier turf and better playability.



Jacobsen not only launched the first Turf Groomer® but also developed the intersection of the groomer blades with the grooved roller, which maximizes grooming results while reducing the need for more invasive verticutting and aerification.



Undesirable horizontally or diagonally growing grass blades are cut and shaped by the groomer, while the desirable vertically growing blades are left untouched.

Why Choose Jacobsen Groomers?

The Jacobsen Turf Groomer® is available for walking greens mowers, riding greens mowers, and fairway mowers. It also comes in two blade spacings:

- .250" – just right for most greens.
- .500" – use for light grooming; near sand traps (where larger grain sand is used); and for no-clog performance in taller grass (such as fairways).

Advantages vs. Competition

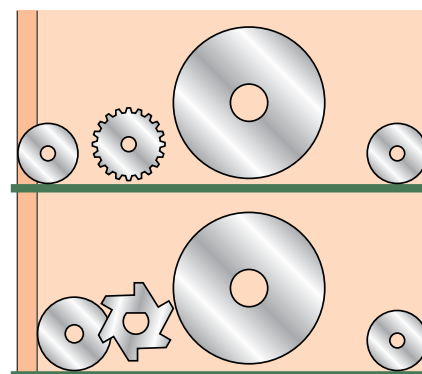
• Shorter roller base

- The Turf Groomer's roller base is shorter than imitation devices, allowing the cutting head to closely follow the ground contours and undulations. This compact design prevents unnecessary scalping of the turf.

Competitive Device

Turf Groomer

Shorter roller base prevents scalping



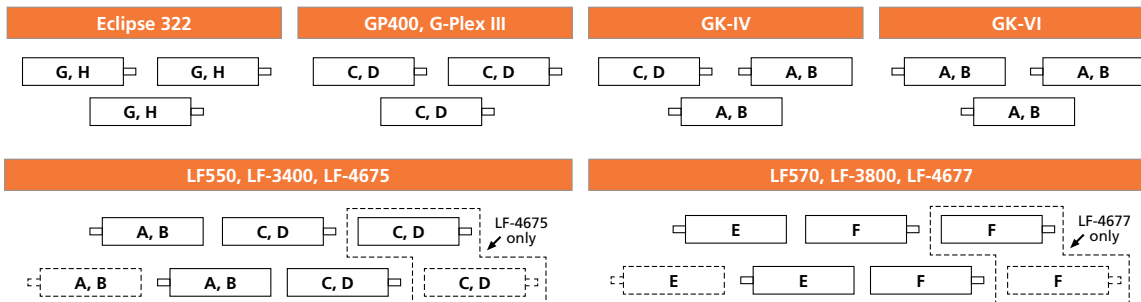
• Intersecting Blades and Roller Combination

- The Turf Groomer blades intersect with the front grooved roller. As the front roller lifts horizontal grass "runners," the groomer blades rotate through the roller slots to cut the grass before it has a chance to lie back.

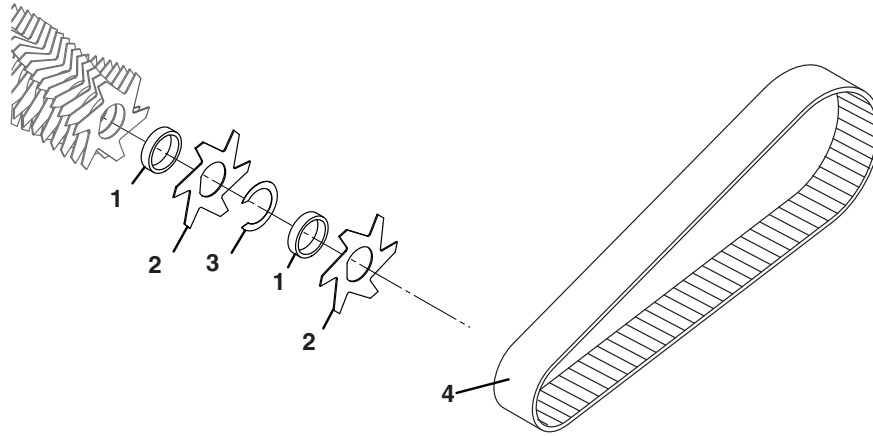
Turf Groomer Selection Chart

	Machine	Groomer	Description	Spacing / Positioning
Walking Greens Mowers	Eclipse 118 F	067970	For 18" reel with a 5" diameter.	.25" blade spacing; LH drive
	Eclipse 118	067970 (requires 067965 adapter kit)	For 18" reel with a 5" diameter.	.25" blade spacing; LH drive
	Eclipse 122 F	067966	For 22" reel with a 5" diameter.	.25" blade spacing; LH drive
		067968	For 22" reel with a 5" diameter.	.50" blade spacing; LH drive
	Eclipse 122	067966 (requires 067965 adapter kit)	For 22" reel with a 5" diameter.	.25" blade spacing; LH drive
		067968 (requires 067965 adapter kit)	For 22" reel with a 5" diameter.	.50" blade spacing; LH drive
	Eclipse 126	067975 (requires 067965 adapter kit)	For 26" reel with a 5" diameter.	.50" blade spacing; LH drive
	GK518	068624	For 18" reel with a 5" diameter.	.25" blade spacing; LH drive
	GK522	068605	For 22" reel with a 5" diameter.	.25" blade spacing; LH drive
067935		For 22" reel with 5" diameter.	.50" blade spacing; LH drive	
PGM22	068579	For 22" reel with a 5" diameter.	.50" blade spacing; LH drive	
Riding Greens Mowers	Eclipse 322	067966	For 22" reel with a 5" diameter.	.25" blade spacing; LH drive/position G
		067968	For 22" reel with a 5" diameter.	.50" blade spacing; LH drive/position H
	GK-IV	067911	For 22" reel with a 5" diameter.	.25" blade spacing; RH drive/position A
		067912	For 22" reel with a 5" diameter.	.25" blade spacing; LH drive/position C
		067913	For 22" reel with a 5" diameter.	.50" blade spacing; RH drive/position B
		067914	For 22" reel with a 5" diameter.	.50" blade spacing; LH drive/position D
	GK-VI	067911	For 22" reel with a 5" diameter.	.25" blade spacing; RH drive/position A
		067913	For 22" reel with a 5" diameter.	.50" blade spacing; RH drive/position B
	GP400, G-Plex III	067912	For 22" reel with a 5" diameter.	.25" blade spacing; LH drive/position C
		067914	For 22" reel with a 5" diameter.	.50" blade spacing; LH drive/position D
Fairway Mowers	SLF-1880	067926	For 18" reel with a 5" diameter.	.50" blade spacing; RH drive
	LF550 LF-3400 LF-4675	067913	For 22" reel with a 5" diameter.	.50" blade spacing; RH drive/position B
		067914	For 22" reel with a 5" diameter.	.50" blade spacing; LH drive/position D
	LF570 LF-3800 LF-4677 LF-3407	067989	For 22" reel with a 7" diameter	.50" blade spacing; RH drive/position E
		067988	For 22" Reel with a 7" diameter	.50" blade spacing; LH drive/position F

Turf Groomer Positioning (for Riding Greens and Fairway Mowers)



Turf Groomer



PGM 19" & 22"

Item	Part No.	Description
1	363809	Spacer (88 required)
2	363808	Blade (85 required)
▲ 3	364040	Shim
4	365467	Belt, Drive

Greens King Walk Behind 18", 22", & 26"

Item	Part No.	Description
1	4192802	Spacer, 1/4" Blade Spacing (70 required) Used on 68605
1	4195520	Spacer, 1/2" Blade Spacing (39 required) Used on 67935
1	4192802	Spacer, 1/4" Blade Spacing (57 required) Used on 68624
1	4195520	Spacer, 1/2" Blade Spacing (48 required) Used on 68625
2	365230	Blade, 71 required for use on 68605 40 required for use on 67935 58 required for use on 68624 49 required for use on 68625
▲ 3	364040	Shim
▲ 4	365235	Belt, Drive
▲	2500224	22" Roller, 1/4" Blade Spacing (68605)
▲	2500226	22" Roller, 1/2" Blade Spacing (67935)
▲	4169520	18" Roller, 1/4" Blade Spacing (68624)
▲	4169600	26" Roller, 1/2" Blade Spacing (68625)

7" Reels

(Used on LF 3407, LF-3800, & LF-4677 mowers)

Item	Part No.	Description
1	4195520	Spacer (41 required)
2	365230	Blade (40 required)
▲ 3	364040	Shim
▲ 4	4156936	Belt, Drive
	4227241	Cog Belt

Current Model Turf Groomer 18", 22", & 26" Reel

(Used on all 5" (127 mm) diameter cutting units)

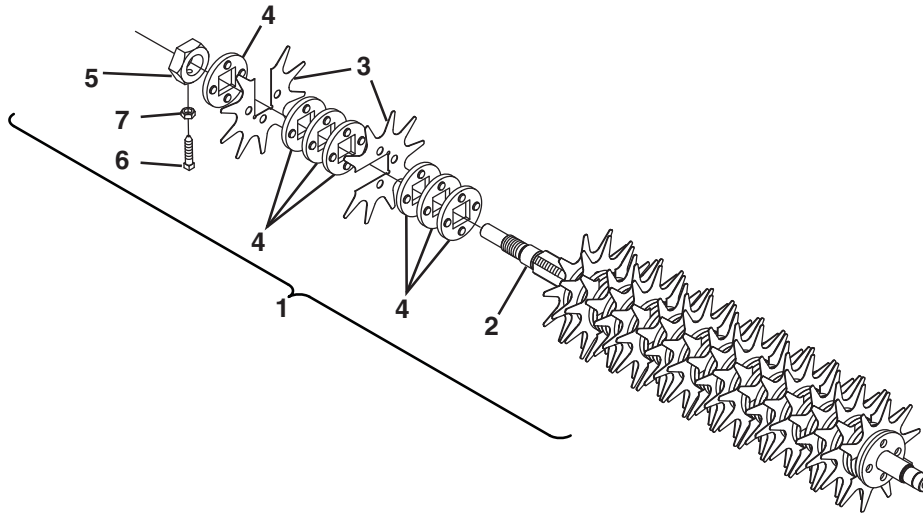
Item	Part No.	Description
1	4192802	Spacer, 22" x 1/4" Blade Spacing (70 required) Used on 67966 & 67967
1	4195520	Spacer, 22" x 1/2" Blade Spacing (39 required) Used on 67968 & 67969
1	4192802	Spacer, 18" x 1/4" Blade Spacing (57 required) Used on 67970
1	4195520	Spacer, 18" x 1/2" Blade Spacing (31 required) Used on 67974
1	4195520	Spacer, 26" x 1/2" Blade Spacing (48 required) Used on 67975
2	365230	Blade, 71 required, used on 67966 & 67967 40 required, used on 67968 & 67969 58 required, used on 67970 49 required, used on 67975
▲ 3	364040	Shim
▲ 4	365235	Belt, Drive
▲	2500224	22" Roller, 1/4" Blade Spacing
▲	2500226	22" Roller, 1/2" Blade Spacing
▲	4169520	18" Roller, 1/4" Blade Spacing
▲	4116738	18" Roller, 1/2" Blade Spacing
▲	4169600	26" Roller, 1/2" Blade Spacing

Earlier Model Turf Groomer

(Used on Greens King IV & V, G-Plex, & Fairway mowers)

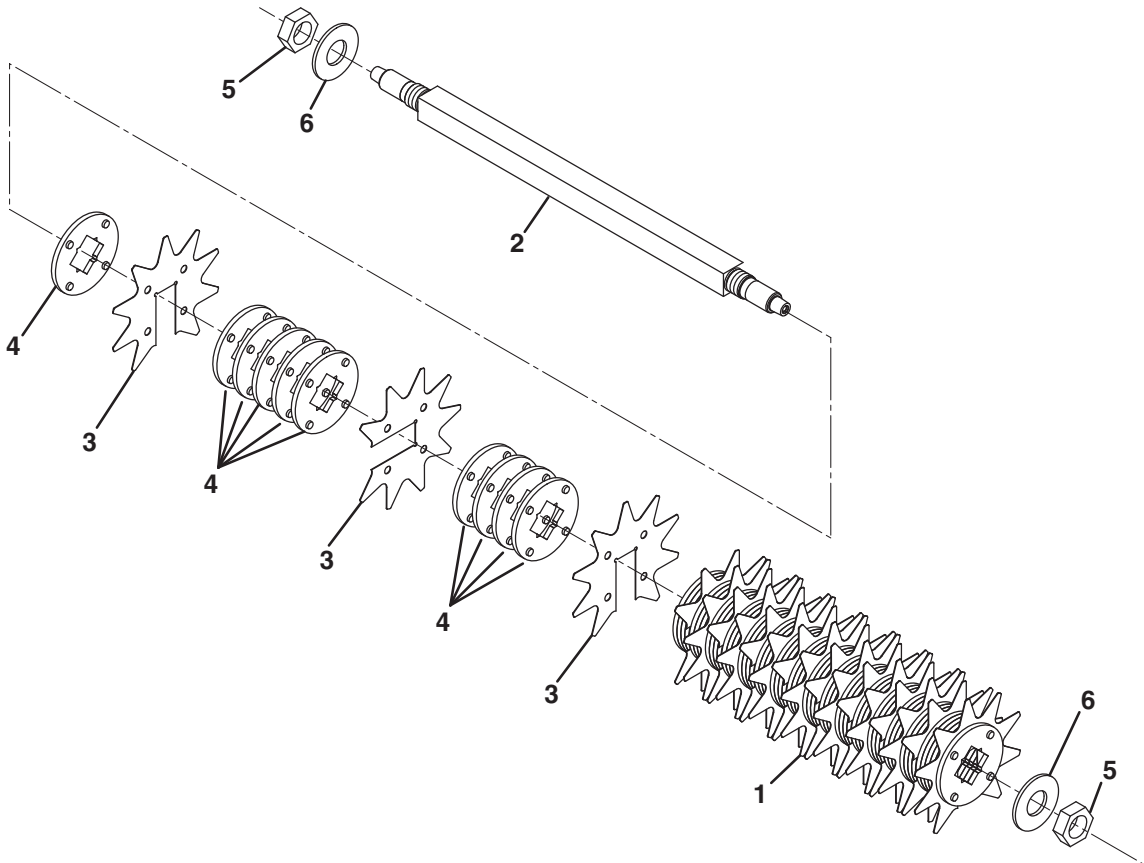
Item	Part No.	Description
1	4192802	Spacer, 1/4" Blade Spacing (70 required) Used on 67911 & 67912
1	4195520	Spacer, 1/2" Blade Spacing (39 required) Used on 67913 & 67914
1	4195520	Spacer, 1/2" Blade Spacing (31 required) Used on 67926
2	365230	Blade, 70 required, used on 67911 & 67912 39 required, used on 67913 & 67914 31 required, used on 67926
▲ 3	364040	Shim
▲ 4	365235	Belt, Drive

▲ See page 12 for 18", 22", and 26" rollers and assemblies.



Item	Part No.	Description
1	1002560	Mower Assembly
2	131161	Shaft and Collar Assembly
▲ 3	335449	Blade
4	352221	Spacer, Blade
5	352437	Nut, Blade Clamp
6	412017	Set Screw, 5/16-18 x 3/4" Sq Hd
7	443106	Nut, 5/16-18 Hex

Vertical Mowers



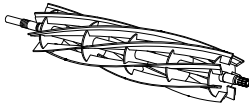
Item	Part No.	Description
1	1003366	Vertical Reel Assembly
2	3007135	Shaft, Blade
3	3007138	Blade
4	3007137	Spacer, Blade
5	443842	Nut, 1-1/8-12 Hex Jam
6	3008429	Washer, Flat

Other Parts



Part No.	Description
4127860	Brake Shoe Assembly
4127498	Shaft Assembly, Clutch
▲ 2501151	Disc, Split Clutch
38382	Switch, N.O.
4127337	Switch, OPC
4127052	Magnet
4127125	Cable, Speed Control w/Lever
4256290	Cable, OPC
▲ 4125703	Cable, Traction Clutch
4125702	Cable, Brake
4139005	Headlight Bulb Replacement
4140374	Honda Fuel Tank (Orange)

Reels

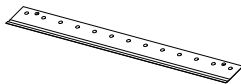


Part No.	Description
▲ 4127515	22" 9 Blade

Filters

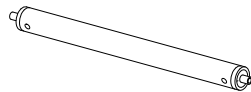
NOTE : Honda air filter number: ★ 17210-ZE0-505 (obtain from Honda)

Bedknives



Part No.	Description
▲ 4128286	#1.5 Super Tournament
4128287	#2.0 Tournament
4127583	#2.5 Standard Low Profile
4128288	#3.0 Standard High Profile
4128289	#5.0 Heavy Section

Rollers



Part No.	Description
4127539	Front Grooved Roller
4127597	Rear Smooth Roller
4127883	Guide Roller Smooth
4131086	Smooth Front Roller (062294)

See Roller Section for service parts breakdown.

WALKING GREENS MOWERS

Greens Mower and PGM 22" (62279, 62280, 63280 & 63286)

WALKING GREENS MOWERS

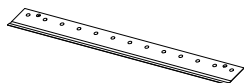


Reels



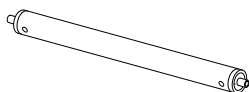
Part No.	Description
503206	19" – 9 Blade
2810444	19" – 11 Blade
2500575	22" – 9 Blade (PGM only)
▲ 5002605	22" – 11 Blade (PGM only)
4284053	22" – 15 Blade (PGM only)

Bedknives



Part No.	Description
503475	19" Low Profile
503476	19" Tournament
▲ 503477	22" High Profile
▲ 503478	22" Low Profile
▲ 503479	22" Tournament
▲ 5002887	22" Super Tournament
2810984	19" Super Tournament
4234900	22" Championship

Rollers



Part No.	Description
■ 68527	22" Grooved, Assembled Disc
■ 68613	22" Machined, Grooved Steel
■ 68614	22" Machined, Grooved Aluminum
▲ 1004991	22" Solid Front
■ 68641	22" Solid Front w/scrapper
■ 68673	22" Sectional Roller

See Roller Section for service parts breakdown.

Other Parts

Part No.	Description
▲ 366648	Seal, Grease
3006511	Washer
▲ 337677	Seal, Oil
2500020	Spider, Planetary
2500024	Pinion, Idler
202947	Pinion
▲ 304390	Clutch Fingers (Greens Mower)
▲ 3005380	Clutch Fingers (PGM)
357958	Switch, Neutral (Greens Mower)
164056	Brake Band (PGM)
4139005	Headlight Bulb Replacement
106790	Chain Guide, Traction
1004944	Chain Guide, Reel
500671	Eccentric Kit
5002962	Light Kit
4140374	Honda Fuel Tank (Orange)

Filters

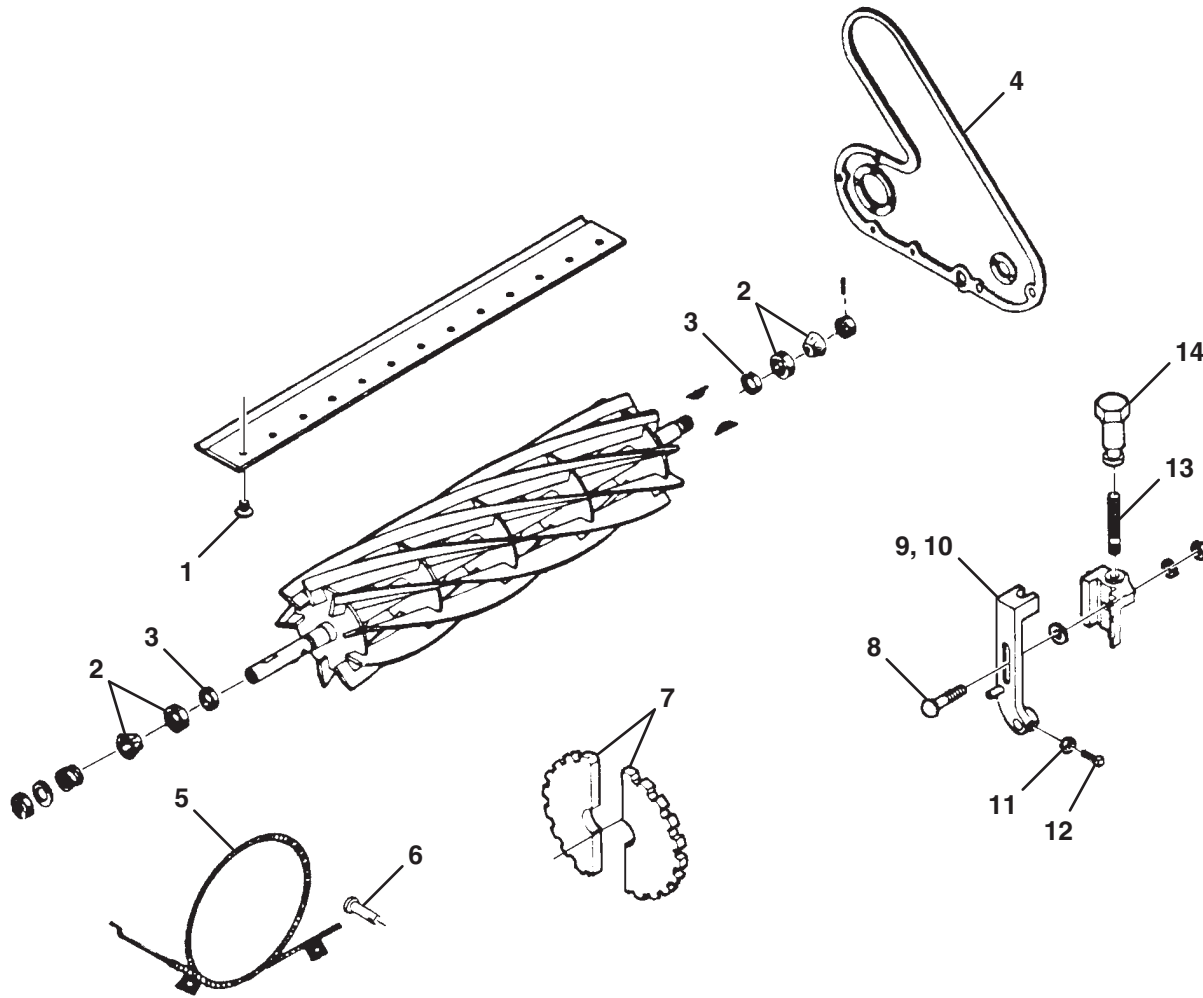
For A984 H Engine	Description
590667	Air
590623	Strainer, Fuel Tank Fill Neck
590628	Screen, Fuel Filter

Filters

NOTE : Honda air filter number: ★ 17210-ZE0-505 (obtain from Honda)

Greens Mower and PGM 22"

WALKING GREENS
MOWERS



Item	Part No.	Description
1	4252470	Screw, Bedknife (100 Pack)
▲ 2	500534	Bearing, Assembly, Cup & Cone
▲ 3	336962	Seal, Reel
4	329037	Cover Gasket
5	3004611	Throttle Control (Greens Mower)
6	461460	Clevis Pin
▲ 7	2501151	Disc, Clutch Friction (Set of 2)

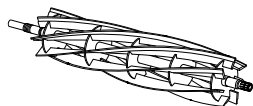
Item	Part No.	Description
8	441677	Carriage Bolt, 5/16" x 1-3/4"
▲ 9	3008439	Bracket, Roller, L.H. (Front)
▲ 10	3008438	Bracket, Roller, R.H. (Front)
11	443102	Hex Nut 1/4-20
▲ 12	352737	Screw, Sq. Hd. Set, 1/4 x 7/8
▲ 13	343616	Stud
▲ 14	3005692	Adjusting Knob

ECLIPSE® 118 (63300, 63313, 63327 & 63331) & 118F (63301, 63314, 63328 & 63332)

WALKING GREENS MOWERS

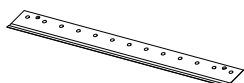


Reels



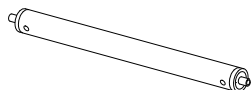
Part No.	Description
4170202	11 Blade 18" Reel Fixed Head
4170220	11 Blade 18" Reel Floating Head
4225502	15 Blade 18" Reel Fixed Head
4225504	15 Blade 18" Reel Floating Head

Bedknives



Part No.	Description
5000098	18" Low Profile
5002888	18" Super Tournament
4234901	18" Championship

Rollers



Part No.	Description
4108920	18" Smooth Front Roller Assembly 2" dia.
■ 63318	18" Grooved, Machined Aluminum 2-3/16" dia.
■ 68616	18" Machined, Grooved Steel 2-3/16" dia.
■ 68626	18" Solid Roller with Scraper 2-3/16" dia.
4175221	18" Rear Roller Assembly (118F) 2" dia.

See Roller Section for service parts breakdown.

Part No.	Description
▲ 4260432	Hand Throttle Potentiometer
4145428	Switch, Bail Lever Potentiometer
◆	Motor Brushless Bi-Directional
▲ 4251470	WGM LCD Display
4165020	Switch, Key
4165062	Switch, Rocker
4274090	Generator
4245270	Battery Gauge
4260910	Limit Bracket
4169341	Circuit Breaker 25 AMP
▲ 2811070	Belt, 80 Tooth
▲ 2811106	Belt, 130 Tooth
4252470	Screw, Bedknife (100 Pack)
■ 63320	LED Light Kit
4187221	Headlight
2812384	Coupler
5001581	Lubriplate Marine Grease
4140374	Honda Fuel Tank (Orange)

◆ Contact your service Dealer for motor replacement

Filters

NOTE : Honda air filter number: ★ 17210-ZE0-505 (obtain from Honda)

Part No. 4173620: Reel to Bedknife Adjustment Wrench for 118F and 122F.

Other Parts

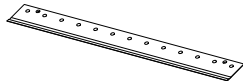


Reels



Part No.	Description
4172945	11 Blade 22" Reel Fixed Head
▲ 5001101	11 Blade 22" Reel Floating Head
4223946	15 Blade 22" Reel Fixed Head
4225505	15 Blade 22" Reel Floating Head

Bedknives



Part No.	Description
▲ 5002887	22" Super Tournament
▲ 503478	22" Low Profile
▲ 503477	22" High Profile
▲ 503479	22" Tournament
4234900	22" Championship

MAGSystem



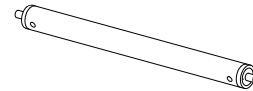
Part No.	Description
4158082	Kit, MAGKnife™
4158083	Kit, MAGKnife™ Floating
4188500	Kit, MAGKnife™ Floating Head Super Tournament

Part No. 4173620: Reel to Bedknife Adjustment Wrench for 118F and 122F.

MAGKnife™

Part No.	Description
4131369	22" High Profile
4131001	22" Low Profile
4131370	22" High Tournament
4131003	22" Super Tournament

Rollers



Part No.	Description
■ 68530	22" Solid with Scraper 2" dia.
■ 68527	22" Grooved, Assembled Disc 2" dia.
■ 68613	22" Machined, Grooved Steel 2-3/16" dia.
■ 68614	22" Machined, Grooved Aluminum 2-3/16" dia.
▲ 1004991	Front Roller Assembly 2" dia.
■ 68673	22" Grooved Roller Segmented 2-1/4" dia.

See Roller Section for service parts breakdown.

Other Parts

Part No.	Description
▲ 4260432	Hand Throttle Potentiometer
4145428	Switch, Bail Lever Potentiometer
▲ ◆	Motor
4163760	ISO Mount
4165020	Switch, Key
4165062	Switch, Rocker
4274090	Generator
4245270	Battery Gauge
4260910	Limit Bracket
4169341	Circuit Breaker 25 AMP
▲ 2811070	Belt, 80 Tooth
▲ 2811106	Belt, 130 Tooth
▲ 4251470	WGM LCD Display
4252470	Screw, Bedknife (100 Pack)
■ 63320	LED Light Kit
4187221	Head Light
2812384	Coupler, Reel
5001581	Lubriplate Marine Grease
4140374	Honda Fuel Tank (Orange)

◆ Contact your service Dealer for motor replacement

Filters

NOTE : Honda air filter number: ★ 17210-ZE0-505 (obtain from Honda)

WALKING GREENS MOWERS

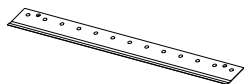


Reels



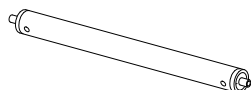
Part No.	Description
4170203	26" Reel Assembly

Bedknives



Part No.	Description
5000141	26" Heavy Section

Rollers



Part No.	Description
■ 68617	26" Machined Grooved Aluminum
■ 68627	26" Solid Roller with Scraper
■ 68628	26" Machined, Grooved Steel

See Roller Section for service parts breakdown.

Other Parts

Part No.	Description
▲ 4260432	Hand Throttle Potentiometer
4145428	Switch, Bail Lever Potentiometer
◆	Motor
▲ 4251470	WGM LCD Display
4165020	Switch, Key
4165062	Switch, Rocker
4274090	Generator
4245270	Battery Gauge
4260910	Limit Bracket
4169341	Circuit Breaker 25 AMP
▲ 2811070	Belt, 80 Tooth
▲ 2811106	Belt, 130 Tooth
4252470	Screw, Bedknife (100 Pack)
■ 63320	LED Light Kit
4187221	Head Light
2812384	Coupler, Reel
5001581	Lubriplate Marine Grease
4140374	Honda Fuel Tank (Orange)

◆ Contact your service Dealer for motor replacement

Filters

NOTE : Honda air filter number: ★ 17210-ZE0-505 (obtain from Honda)

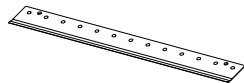


Reels



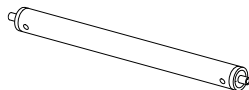
Part No.	Description
4170202	11 Blade 18" Reel Fixed Head
4170220	11 Blade 18" Reel Floating Head
4225502	15 Blade 18" Reel Fixed Head
4225504	15 Blade 18" Reel Floating Head

Bedknives



Part No.	Description
5000098	18" Low Profile
5002888	18" Super Tournament
4234901	18" Championship

Rollers



Part No.	Description
4108920	18" Smooth Front Roller Assembly 2" dia.
■ 63318	18" Grooved, Machined Aluminum 2-3/16" dia.
■ 68616	18" Machined, Grooved Steel 2-3/16" dia.
■ 68626	18" Solid Roller with Scraper 2-3/16" dia.
4175221	18" Rear Roller Assembly (118F) 2" dia.

See Roller Section for service parts breakdown.

Other Parts

Part No.	Description
▲ 4260432	Hand Throttle Potentiometer
4256692	Cable, OPC
4261470	Motor Brushless Bi-Directional
4165020	Switch, Key
4131618	Key
4265710	Resistor
4102780	50 Amp Fuse
4262910	30 Amp Fuse
366708	Bearing, Flanged
366648	Grease Seal, Fixed Reel Shaft
366650	Grease Seal, Fixed Reel Bearing Housing
▲ 2811070	Belt, 80 Tooth
▲ 2811106	Belt, 130 Tooth
4252470	Screw, Bedknife (100 Pack)
■ 63320	LED Light Kit
4187221	Headlight
2812384	Coupler
5001581	Lubriplate Marine Grease
545940	Bushing, Fixed Reel Bearing Housing
500534	Bearing Cup and Cone
4104720	O-Ring, Motor
845279	O-Ring, Housing
336962	Grease Seal, Floating Reel Bearing Housing
366693	Ball Bearing, Traction Roller
366702	Seal, Traction Roller
4140374	Honda Fuel Tank (Orange)

◆ Contact your service Dealer for motor replacement

Filters

NOTE : Honda air filter number: ★ 17210-ZE0-505 (obtain from Honda)

Part No. 4173620: Reel to Bedknife Adjustment Wrench for 118F and 122F.

For TrueSet™ reel components on 118F and 122F mowers, see page 14.

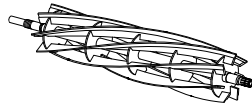
WALKING GREENS MOWERS

ECLIPSE®2 122 (63336, 63337, 63347 & 63348) & 122F (63338, 63339, 63349 & 63350)

WALKING GREENS MOWERS

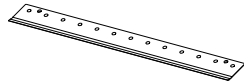


Reels



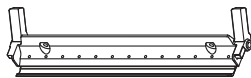
Part No.	Description
4172945	11 Blade 22" Reel Fixed Head
▲ 5001101	11 Blade 22" Reel Floating Head
4223946	15 Blade 22" Reel Fixed Head
4225505	15 Blade 22" Reel Floating Head

Bedknives



Part No.	Description
▲ 5002887	22" Super Tournament
▲ 503478	22" Low Profile
▲ 503477	22" High Profile
▲ 503479	22" Tournament
4234900	22" Championship

MAGSystem



Part No.	Description
4158082	Kit, MAGKnife™
4158083	Kit, MAGKnife™ Floating
4188500	Kit, MAGKnife™ Floating Head Super Tournament

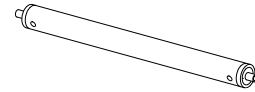
Part No. 4173620: Reel to Bedknife Adjustment Wrench for 118F and 122F.

For TrueSet™ bedknife adjuster components on 118F and 122F mowers, see page 14.

MAGKnife™

Part No.	Description
4131005	22" Medium Section
4131369	22" High Profile
4131001	22" Low Profile
4131370	22" Tournament
4131003	22" Super Tournament

Rollers



Part No.	Description
■ 68530	22" Solid with Scraper 2" dia.
■ 68527	22" Grooved, Assembled Disc 2" dia.
■ 68613	22" Machined, Grooved Steel 2-3/16" dia.
■ 68614	22" Machined, Grooved Aluminum 2-3/16" dia.
▲ 1004991	Front Roller Assembly 2" dia.
■ 68673	22" Grooved Roller Segmented 2-1/4" dia.

See Roller Section for service parts breakdown.

Other Parts

Part No.	Description
▲ 4260432	Hand Throttle Potentiometer
4256692	Cable, OPC
4261470	Motor Brushless Bi-Directional
4165020	Switch, Key
4131618	Key
4265710	Resistor
4102780	50 Amp Fuse
4262910	30 Amp Fuse
366708	Bearing, Flanged
366648	Grease Seal, Fixed Reel Shaft
366650	Grease Seal, Fixed Reel Bearing Housing
▲ 2811070	Belt, 80 Tooth
▲ 2811106	Belt, 130 Tooth
4252470	Screw, Bedknife (100 Pack)
■ 63320	LED Light Kit
4187221	Headlight
2812384	Coupler
5001581	Lubriplate Marine Grease
545940	Bushing, Fixed Reel Bearing Housing
500534	Bearing Cup and Cone
4104720	O-Ring, Motor
845279	O-Ring, Housing
336962	Grease Seal, Floating Reel Bearing Housing
366693	Ball Bearing, Traction Roller
366702	Seal, Traction Roller
4140374	Honda Fuel Tank (Orange)

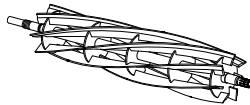
Filters

NOTE : Honda air filter number: ★ 17210-ZE0-505 (obtain from Honda)

Other Parts

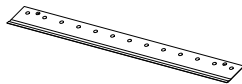


Reels



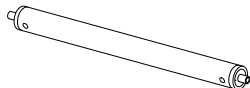
Part No.	Description
4170203	26" Reel Assembly

Bedknives



Part No.	Description
5000141	26" Heavy Section

Rollers



Part No.	Description
■ 68617	26" Machined Grooved Aluminum
■ 68627	26" Solid Roller with Scraper
■ 68628	26" Machined, Grooved Steel

See Roller Section for service parts breakdown.

Part No.	Description
▲ 4260432	Hand Throttle Potentiometer
4256692	Cable, OPC
4261470	Motor Brushless Bi-Directional
4165020	Switch, Key
4131618	Key
4265710	Resistor
4102780	50 Amp Fuse
4262910	30 Amp Fuse
366708	Bearing, Flanged
366648	Grease Seal, Fixed Reel Shaft
366650	Grease Seal, Fixed Reel Bearing Housing
▲ 2811070	Belt, 80 Tooth
▲ 2811106	Belt, 130 Tooth
4252470	Screw, Bedknife (100 Pack)
■ 63320	LED Light Kit
4187221	Headlight
2812384	Coupler
5001581	Lubriplate Marine Grease
545940	Bushing, Fixed Reel Bearing Housing
500534	Bearing Cup and Cone
4104720	O-Ring, Motor
845279	O-Ring, Housing
336962	Grease Seal, Floating Reel Bearing Housing
366693	Ball Bearing, Traction Roller
366702	Seal, Traction Roller
4140374	Honda Fuel Tank (Orange)

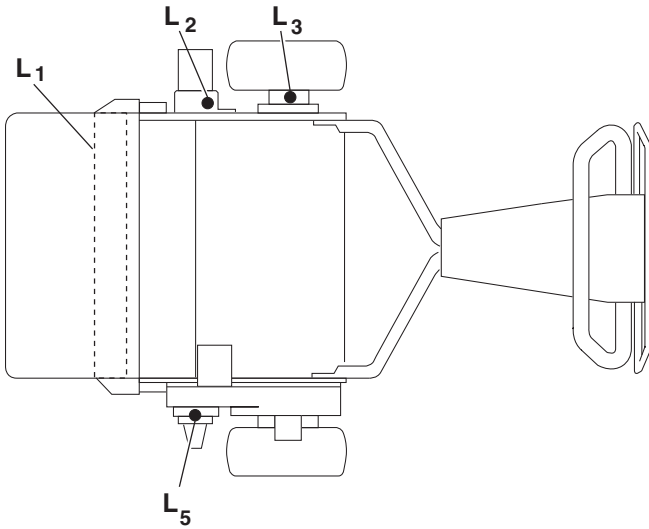
Filters

NOTE : Honda air filter number: ★ 17210-ZE0-505 (obtain from Honda)

WALKING GREENS MOWERS

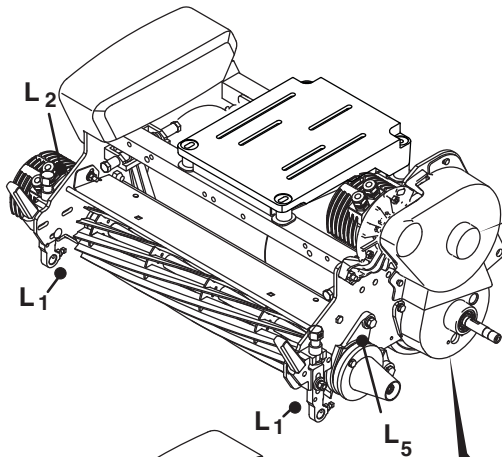
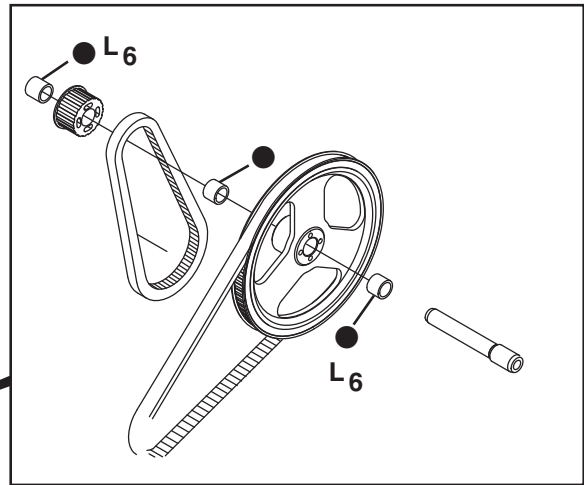
ECLIPSE®2 Lubrication Charts

WALKING GREENS MOWERS

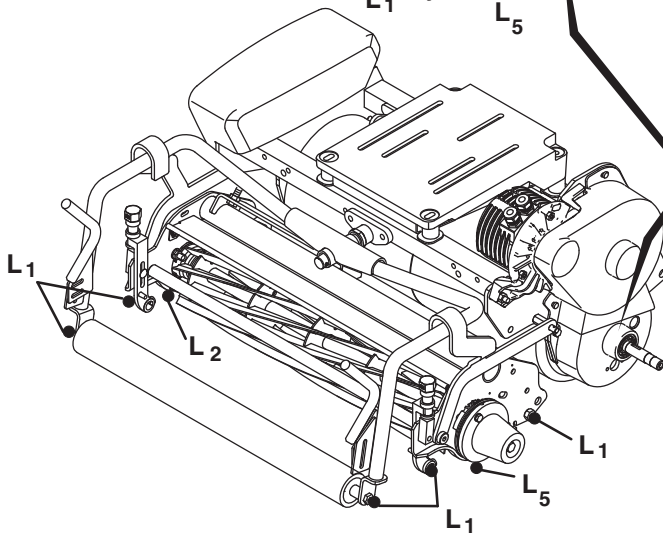
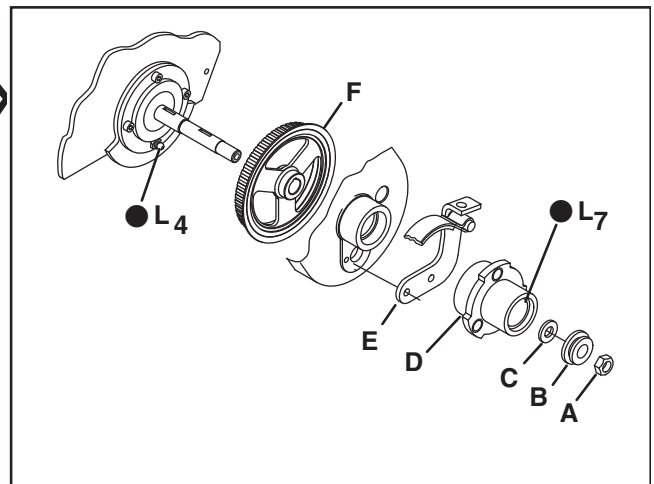


- L1 - Reel Roller Bearing
- L2 - Reel Motor Bearing Housing
- L3 - Right Side Traction Drum Bearing Housing
- L4 - Left Side Traction Drum Bearing Housing
- L5 - Reel Bearing Housing
- L6 - Pulley Shaft Bearing
- L7 - Hub

Pulley Shaft Assembly



Wheel Hub Assembly



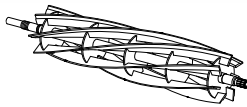
Greens King 500 Series (62281, 62282, 62283, 62285, 63281, 63281, 63285, 63287 & 63288)



Other Parts

Part No.	Description
164056	Brake Band
▲ 2811070	Belt, 80 Tooth
▲ 5002915	Belt, 90 Tooth
▲ 2811362	Belt, 112 Tooth
363275	On/Off Switch
▲ 2501151	Clutch, Split Disc
366743	Throttle Control
3006858	Throttle Control (T-Handle)
4252470	Screw, Bedknife (100 Pack)
4139005	Replacement Bulb
5002962	Light Kit
4140374	Honda Fuel Tank (Orange)

Reels



Part No.	Description
5000095	18" – 11 Blade
4284061	18" – 15 Blade
▲ 5000148	22" – 11 Blade
4284069	22" – 15 Blade
5000416	26" – 11 Blade
5003652	26" – 7 Blade

Filters

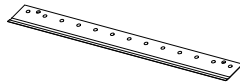
NOTE : Honda air filter number: ★ 17210-ZE0-505 (obtain from Honda)

Using Lubriplate on bedknife screws helps to keep screws from rusting, Part Number 5001581.

MAGSystem



Bedknives



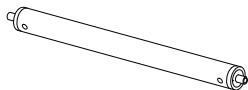
Part No.	Description
5000098	18" Low Profile
▲ 5002888	18" Super Tournament
4234901	18" Championship
▲ 503477	22" High Profile
▲ 503478	22" Low Profile
▲ 503479	22" Tournament
4234900	22" Championship
▲ 5002887	22" Super Tournament
5000414	26" High Profile
5000413	26" Low Profile
5000141	26" Heavy Section

Part No.	Description
4158082	Kit, MAGKnife™

MAGKnife™

Part No.	Description
4131369	22" High Profile
4131001	22" Low Profile
4131370	22" High Tournament
4131003	22" Super Tournament

Rollers



Part No.	Description
■ 68616	18" Machined Grooved Steel
■ 68626	18" Solid Tube
■ 68527	22" Grooved, Assembled Disc
■ 68613	22" Machined Grooved Steel
■ 68614	22" Machined Grooved Aluminum
▲ 1004991	22" Solid Front
■ 68673	22" Sectional Roller
■ 68617	26" Machined Grooved Aluminum
■ 68627	26" Solid w/scrapper
■ 68628	26" Machined Grooved Steel

See Roller Section for service parts breakdown.

■ Order from whole goods

▲ Never Out Part

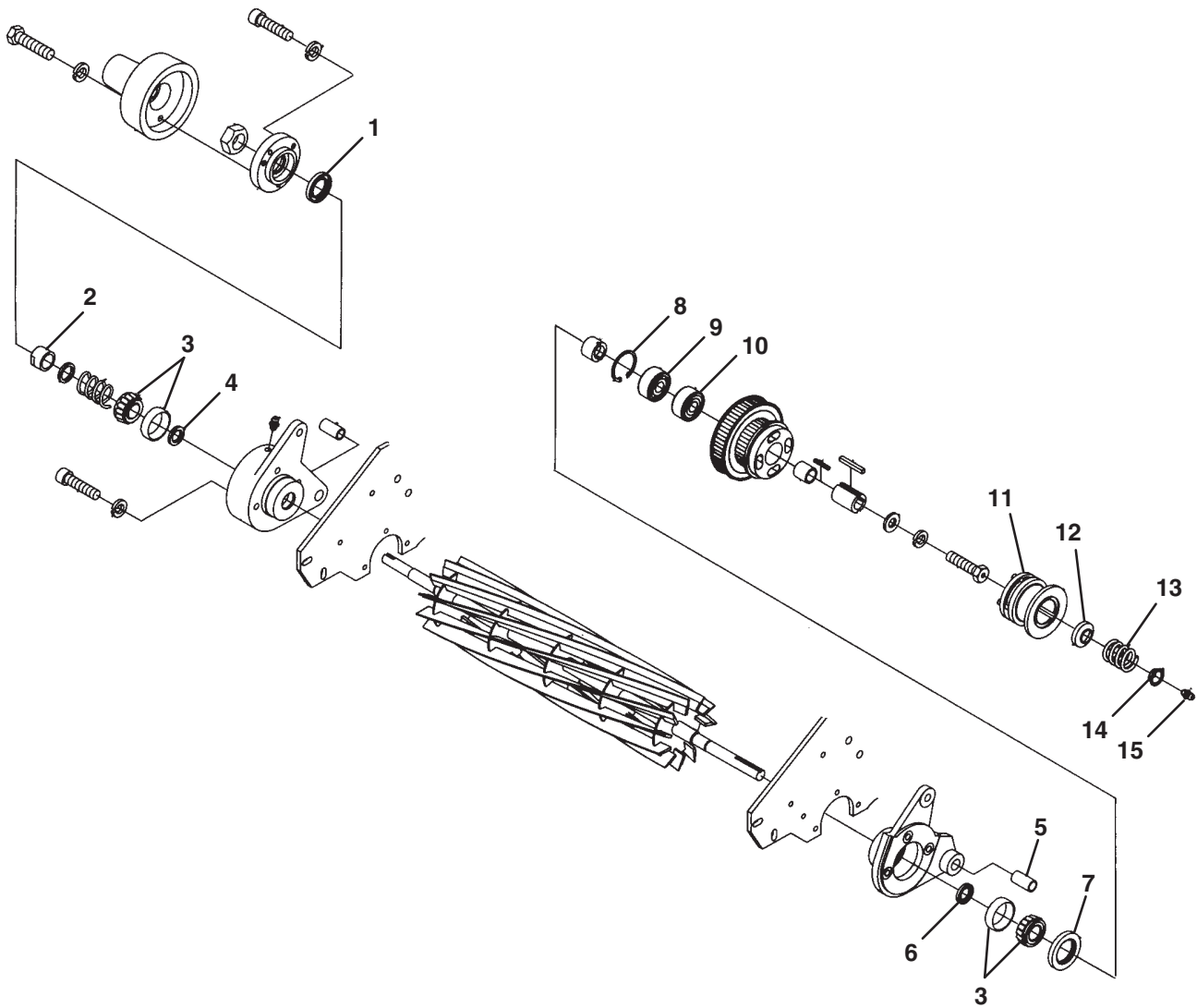
63

For more information, visit www.jacobsenparts.com

★ Not available from Jacobsen

Greens King 500 & 500A Series Cutting Unit

WALKING GREENS MOWERS

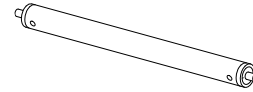


Cutting Unit Overhaul Kit 5000594, Includes Items marked ●.

Item	Part No.	Description
▲●	1	366648 Seal
▲	2	364900 Nut
▲●	3	500534 Cup and Cone
●	4	366650 Seal
	5	2500759 Bushing
▲	6	366650 Seal
●	7	366649 Seal
▲●	8	458461 Snap Ring
●	9	366652 Bearing
▲●	10	365229 Bearing
	11	5002727 Reel Catch
	12	3004368 Spring, Retainer
	13	3006061 Spring
	14	3004369 Spring, Retainer
	15	471217 Grease, Zerk



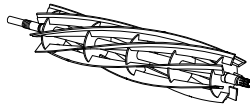
Rollers



Part No.	Description
■ 68527	22" Grooved, Assembled Disc
■ 68530	Solid Roller w/Scraper
■ 68613	22" Machine Grooved Steel
■ 68614	22" Machine Grooved Aluminum
■ 68673	22" Grooved Roller Segmented
▲ 1004991	Front Roller Assembly

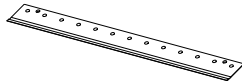
See Roller Section for service parts breakdown.

Reels



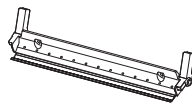
Part No.	Description
4172945	22" - 11 Blade

Bedknives



Part No.	Description
▲ 503477	22" High Profile
▲ 503478	22" Low Profile
▲ 5002887	22" Super Tournament
▲ 503479	22" Tournament
4234900	22" Championship

MAGSystem



Part No.	Description
4158082	Kit, MAGKnife

MAGKnife™

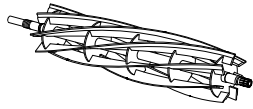
Part No.	Description
4131369	22" High Profile
4131001	22" Low Profile
4131370	22" Tournament
4131003	22" Super Tournament

Other Parts

Part No.	Description
▲ 4260432	Hand Throttle Potentiometer
4145428	Switch
4179180	Motor, Brushless
4128888	Switch, Key
4131618	Key
4130132	Switch, Rocker
2811669	Battery, Monitor
340752	20 Amp Circuit Breaker
4105800	50 Amp Fuse (Main)
4169341	Circuit Breaker 25 Amp
▲ 2811070	Belt, 80 Tooth
▲ 2811106	Belt, 130 Tooth
▲ 366648	Seal, Grease

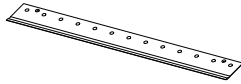


Reels



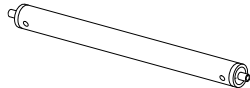
Part No.	Description
4172945	22" – 11 Blade

Bedknives



Part No.	Description
▲ 503477	22" High Profile
▲ 503478	22" Low Profile
▲ 5002887	22" Super Tournament
▲ 503479	22" Tournament
4234900	22" Championship

Rollers



Part No.	Description
■ 68527	22" Grooved, Assembled Disc
■ 68530	Solid Roller w/Scraper
■ 68613	22" Machined, Grooved Steel
■ 68614	22" Machined, Grooved Aluminum
■ 68673	22" Sectional

See Roller Section for service parts breakdown.
 ■ Order from whole goods

Other Parts

Part No.	Description
▲ 366648	Seal, Grease
4105800	Fuse, 50 Amp (main)
3004555	Fuse, 3 Amp
▲ 2811106	Belt, 130 Tooth
164056	Brake Band
555846	Diode
4103540	Relay, Run
2811690	Relay, Low Battery
4179180	Motor, Brushless
4121764	Soft Start Time Delay
2811676	Contact, 48V
4140022	Two-Pole Blue Connector
4140021	Single Pole Blue Connector
4140023	Contact for Above Connector
▲ 2811070	Belt, 80 Tooth

MAGSystem

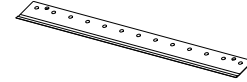


Part No.	Description
4158082	Kit, MAGKnife™

MAGKnife™

Part No.	Description
4131369	22" High Profile
4131001	22" Low Profile
4131370	22" High Tournament
4131003	22" Super Tournament

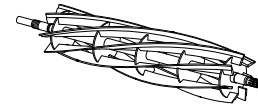
Bedknives



Part No.	Description
2000068	Bedknife Backing
▲ 5003150	Bedknife, Fairway 7 Blade
▲ 503477	Bedknife, High Profile 9 & 11 Blade
▲ 503478	Bedknife, Low Profile 9 & 11 Blade
▲ 503479	Bedknife, Tournament 9 & 11 Blade
▲ 5002887	Bedknife, Super Tournament
4234900	Bedknife, Championship

See Service Knives Section for additional bedknife options

Reels



Part No.	Description
▲ 5003053	Reel 7 Blade (Left Front, Right Front, Center)
▲ 5001099	Reel 9 Blade (Left Front, Right Front, Center)
▲ 5001101	Reel 11 Blade (Left Front, Right Front, Center)

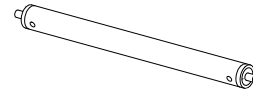
E-PLEX - Model 898852

Part No.	Description
▲ 500534	Bearing
800813	Screw, Bedknife
503478	Bedknife, Standard
839063	Bearing
839064	Seal
839065	Seal, Oil
2702185	Seal, Oil
839373	Spring, Torsion
131905	Solenoid
892677	Switch

E-PLEX II

Part No.	Description
839780	Steering Cable
893419	Switch, N.O.
897180	Throttle, Electric
893378	Switch, Reel Light
839502	Switch, Headlight
839502	Switch, Speed/Reel Drive
841538	Bulb, 48V (Indicator Light)
845000	Brush Kit, Motor
131905	Solenoid
892868	Charger, 48V

Rollers



Part No.	Description
3008438	Roller Bracket
3008439	Roller Bracket
▲ 1004990	Roller
▲ 1004991	Roller
■ 68613	Grooved Roller - Steel "Sales Item"
■ 68614	Grooved Roller - Aluminum "Sales Item"
5002815	Roller, grooved (steel)
3000394	Roller, grooved (aluminum)
5002814	Roller, smooth
390899	Tube, roller, 1/4" spacing
390900	Tube, roller, 1/2" spacing

Other Parts

Part No.	Description
▲ 4242543	Tire, 18 x 9.50 x 8
▲ 501150	Brake Shoe Set (2 Pcs)
▲ 131905	Solenoid
▲ 160040	Steering Cable
163441	Choke Cable Control (Kohler)
▲ 1000514	Choke Control Vanguard
131791	Throttle Cable (Kohler)
▲ 4279911	Throttle Cable Vanguard
▲ 131805	Throttle Cable (Diesel)
▲ 162723	Hourmeter
162721	Voltmeter
107917	Ammeter (Diesel)
▲ 4271776	Lift Cylinder, Front (HDM)
▲ 4138591	Seal Kit for 4138520
131434	Lift Cylinder, Front (Columbus)
▲ 4271775	Lift Cylinder
▲ 5002569	Swivel Housing
▲ 3004870	Cap, Swivel Housing
▲ 345331	Cap, Swivel Housing
554119	Belt, Fan
▲ 2810043	Grass Shield, Reel
403782	Screw, Plain
▲ 4137139	Seal Kit for 4138500
▲ 4143249	Hydraulic Motor
▲ 4158280	Seal Kit (Use w/4143249)
▲ 503365	Seal Kit (Use w/123285)
▲ 5001066	Load Plate w/Seals (Use w/ 123285)
4252470	Screw, Bedknife (100 Pack)
5000527	Replacement Bulb
5001951	V-Belt, Kubota Fan

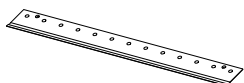


Reels



Part No.	Description
5003053	22" L.H. - 7 Blade (Left Front)
5003054	22" R.H. - 7 Blade (Right Front, Center)
▲ 5001099	22" L.H. - 9 Blade (Left Front)
▲ 5001100	22" R.H. - 9 Blade (Right Front, Center)
▲ 5001101	22" L.H. - 11 Blade (Left Front)
▲ 5001102	22" R.H. - 11 Blade (Right Front, Center)
4225505	22" L.H. - 15 Blade (Left Front)
4269791	22" R.H. - 15 Blade (Right Front, Center)

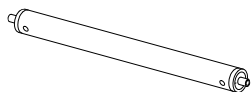
Bedknives



Part No.	Description
▲ 5003150	22" Medium Section
▲ 503477	22" High Profile
▲ 503478	22" Low Profile
▲ 503479	22" Tournament
▲ 5002887	22" Super Tournament
4234900	22" Championship

See service knives section for additional bedknife option

Rollers



Part No.	Description
■ 68527	22" Grooved, Assembled Disc
■ 68580	22" Machined, Rear
■ 68613	22" Machined, Grooved Steel
■ 68614	22" Machined, Grooved Aluminum
▲ 1004990	22" Solid Rear
▲ 1004991	22" Solid Front
■ 68673	22" Sectional Roller

Individual repair parts available.

Filters

Gas (Briggs & Stratton)	Diesel	
Part No.	Part No.	Description
▲ 5000440	▲ 554011	Engine Oil Filter
▲ 558022	▲ 558022	Hyd. Oil Filter
▲ 5000441	▲ 5000913	Air Filter
▲ 5000436	▲ 550489	Fuel Filter

▲ Part No. 2811909 - Light, Broom, and Hydraulic Motor Storage Kit

▲ Part No. 2811910 - Light Kit (*Requires Part No. 2811909*)

500 Hour Service Kits

Part No.	Description
4199040	Diesel
4199041	Gas

Use GreensCare™ 46 or
5003104 - 5 Gallon Pail
5003105 - 55 Gallon Drum

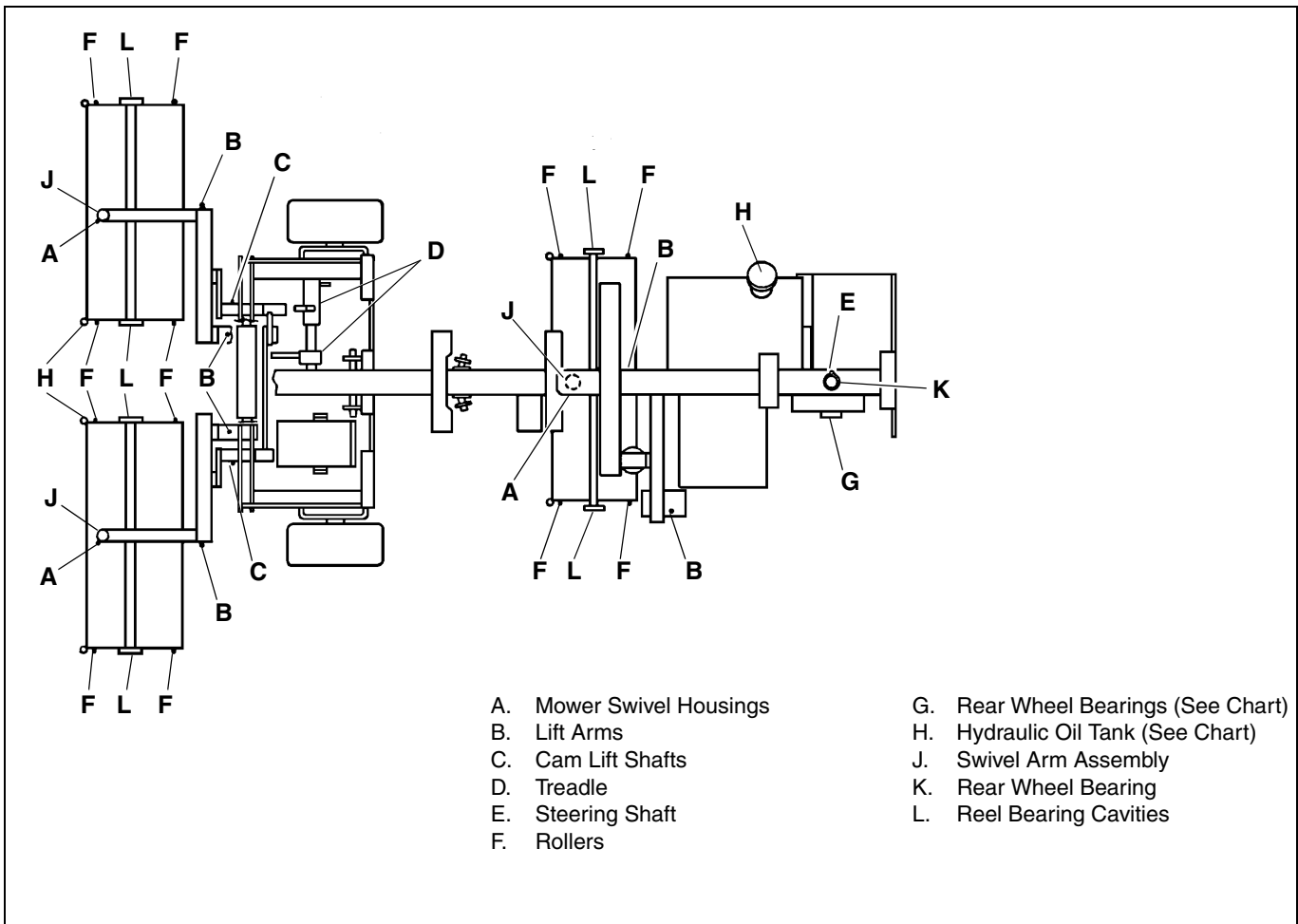
GreensCare™ Plus 46
4219840 - 5 Gallon Pail

Maintenance and Lubrication Charts

! WARNING

Before you clean, adjust, or repair this equipment, disengage all drives, lower implements to the ground, engage parking brake, stop engine and remove key from ignition switch to prevent injuries.

1. Always clean the grease fitting before and after lubricating.
2. Lubricate with grease that meets or exceeds NLGI Grade 2 LB specifications. Apply grease with a manual grease gun and fill slowly until grease begins to seep out. Do not use compressed air guns.
3. Periodically apply a small amount of lithium based grease to the seat runners.
4. For smooth operation of all levers, pivot points and other friction points that are not shown on the lubrication chart apply several drops of SAE 30 oil every 40 hours or as required.
5. Grease roller fittings (F) every 100 hours and coat cam surfaces and pins of swivel housing (J) every 50 hours.



RIDING GREENS MOWERS

Greens King IV and IV Plus (62287, 62288, 62289, 62302, 62303, 62304, 62305 & 62306)

Maintenance and Lubrication Charts

Recommended Service and Lubrication Intervals

	Every 8-10 Hours	Every 50 Hours	Every 100 Hours	Every 250 Hours	Every 400 Hours	Every 500 Hours	Every 1000 Hours	Yearly	Notes Filter Part Numbers Oil Part Numbers
Air Filter (Diesel)	I		AR					R	5000913
Air Filter (Gas)	I	C	R					R	5000441
Battery Charge			I						
Belts	I-A*		I-A			R			5001951
Brake		I-A*		A					
Cooling System (Diesel)	I-C-A							R	
Electrical System		I*		I					
Engine Oil (Diesel)	I	R*	R****						
Engine Oil (Gas)	I-R*	R							
Engine Oil Filter		R*	R						554011 (Diesel) 5000440 (Gas)
Fuel System		I							
Fuel Filter						R			500489 (Diesel) 5000436 (Gas)
Grease Fittings - All	L	L	L			L			
Hydraulic Hoses and Tubes	I***			I					
Hydraulic Oil	I-A			R**				R**	5003104★ 4219840●
Hydraulic Oil Filter	I	R*		R					558022
Muffler and Exhaust	I			I					
Radiator Screens	I-C/AR								
Tires		I-A							

A - Add or Adjust C - Clean I - Inspect L - Lubricate R - Replace AR - As Required

* Indicates initial service for new machines.

** Every 250 Hours or yearly, whichever comes first.

*** Inspect visible hoses and tubes for leaks or oil marks.

**** Replace every 75 hours

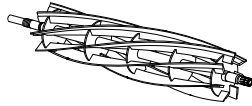
★ GreensCare 46 5 Gallon Pail

● GreensCare 46 Plus 5 Gallon Pail

See Jacobsen Filters and Fluids Section for additional part number information

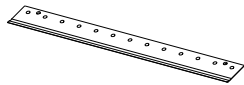


Reels



Part No.	Description
▲ 5003054	22" – 7 Blade (Left Front, Right Front, Center)
▲ 5001100	22" – 9 Blade (Left Front, Right Front, Center)
▲ 5001102	22" – 11 Blade (Left Front, Right Front, Center)

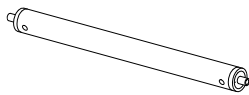
Bedknives



Part No.	Description
▲ 503460	22" Heavy Section(For 7 blade reel only)
▲ 5003150	22" Medium Section
▲ 503477	22" Low Profile
▲ 503478	22" Low Profile
▲ 503479	22" Tournament
▲ 5002887	22" Super Tournament
4234900	22" Championship

See service knives section for additional bedknife option

Rollers



Part No.	Description
■ 68527	22" Grooved, Assembled Roller
■ 68613	22" Machined, Grooved Steel
■ 68614	22" Machined, Grooved Aluminum
■ 68673	22" Sectional Roller
▲ 1004990	22" Solid Rear
▲ 1004991	22" Solid Front
▲ 1000770	22" Solid

See Roller Section for service parts breakdown.

Other Parts

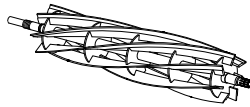
Part No.	Description
▲ 131905	Solenoid (Gas)
▲ 338289	Solenoid (Diesel)
1000373	Choke Cable (Gas)
1001014	Throttle Cable (Diesel)
1000374	Throttle Cable (Gas)
▲ 162723	Hourmeter
162721	Voltmeter
162720	Temperature Gauge, Water (GK VI)
1004316	Ignition Switch (GK V)
▲ 2810269	Ignition Switch (GK VI)
▲ 5002569	Swivel Housing
▲ 503660	Brake Pad Kit
▲ 3009565	Belt, Pump Drive (Diesel)
▲ 5001951	Belt, Fan (Diesel)
▲ 336481	Belt, Drive (Gas)
▲ 1002226	Zerk Bolt, 7/16 - 20"
▲ 1002224	Zerk Bolt, 3/8 - 24"
▲ 2810043	Grass Shield
403782	Screw, Plain
▲ 5002651	Seal Kit (use on Reel Motor 1004929 &2822505)
▲ 5003688	Kit, Front Cover
5000527	Headlight Bulb

Filters/Oil

Gas	Diesel	Description
▲ 5000440	▲ 554011	Engine Oil Filter
▲ 5003104	▲ 5003104	Hydraulic Oil - GK-V (GreensCare 46)
▲ 5000441	▲ 5000913	Air Element
—	▲ 550489	Fuel, Pre-Filter
—	554596	Fuel, Pre-Filter
▲ 4115977	▲ 4115977	Hydraulic Oil GK-VI (GreensCare 32)

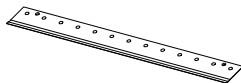


Reels



Part No.	Description
▲ 5003053	Reel 7 Blade (Left Front, Right Front, Center)
▲ 5001099	Reel 9 Blade (Left Front, Right Front, Center)
▲ 5001101	Reel 11 Blade (Left Front, Right Front, Center)

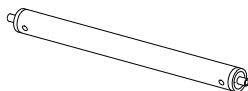
Bedknives



Part No.	Description
365230	Blade (1/4" spacing)
365230	Blade (1/2" spacing)
2000068	Bedknife Backing
▲ 5003150	Bedknife, Fairway 7 Blade
▲ 503477	Bedknife, High Profile 9 & 11 Blade
▲ 503478	Bedknife, Low Profile 9 & 11 Blade
▲ 503479	Bedknife, Tournament 9 & 11 Blade
335449	Blade
352221	Spacer, Blade

See Service Knives Section for additional bedknife options

Rollers



Part No.	Description
3008438	Roller Bracket
3008439	Roller Bracket
▲ 1004990	Roller
▲ 1004991	Roller
■ 68613	Grooved Roller - Steel "Sales Item"
■ 68614	Grooved Roller - Aluminum "Sales Item"
5002815	Roller, grooved (steel)
3000394	Roller, grooved (aluminum)
5002814	Roller, smooth
390899	Tube, roller, 1/4" spacing
390900	Tube, roller, 1/2" spacing

Other Parts

Part No.	Description
833851	Seal
836621	Seal
845279	Seal, O-ring 1.49 ID x 0.07
845280	Seal, O-ring 1.99 ID x 0.07
163892	Seal
▲ 3001656	Seal
305115	Seal
1003467	Seal
338763	Seal
▲ 500534	Taper Bearing
▲ 1004756	Bearing Housing
▲ 1000480	Bearing Housing
5000625	Bearing
▲ 303558	Bearing
1004756	Housing, Bearing
▲ 503378	Bearing, ball, cup and cone
365229	Bearing, ball
▲ 241808	Housing, bearing
▲ 241807	Housing, bearing
365330	Bearing, ball
002036070	Bearing, ball
002036057	Bearing, ball
839063	Bearing, ball

Filters

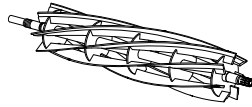
Diesel Part No.	Description
▲ 5000913	Element - Air Filter
893182	Air Filter Assembly
▲ 4148877	In-Line Fuel Filter
▲ 5001182	In-Line Fuel Filter
▲ 4216242	Filter Assembly, Fuel
108046	Filter, Hydraulic
547818	Head, Hydraulic Filter

G-Plex III (DN/DP Series)

Part No.	Description
826000	20A Fuse
833038	30A Fuse
008289120	Switch, Ignition
▲ 158135-01	Switch, Seat
894521	Switch, Normally Open (Backlap)
840002	Timer, Shut Down
839406	Timer, Pre-Heat
008244630	70 Amp Relay
008244680	Relay, Raise, Lower, Starter
4133067	Module, Lift/Lower
843816	Diode Pack
008245151	Diode White
008245135	Diode Black
▲ 38383	Switch, Park Brake
843401	Fuel Cap & Gauge
▲ 837295	Switch, Ignition

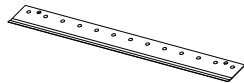


Reels



Part No.	Description
▲ 5003053	Reel 7 Blade (Left Front, Right Front, Center)
▲ 5001099	Reel 9 Blade (Left Front, Right Front, Center)
▲ 5001101	Reel 11 Blade (Left Front, Right Front, Center)
4225505	Reel 15 Blade (Left Front, Right Front, Center)

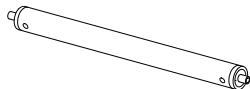
Bedknives



Part No.	Description
365230	Blade (1/4" spacing)
365230	Blade (1/2" spacing)
2000068	Bedknife Backing
▲ 5003150	Bedknife, Fairway 7 Blade
▲ 503477	Bedknife, High Profile 9 & 11 Blade
▲ 503478	Bedknife, Low Profile 9 & 11 Blade
▲ 503479	Bedknife, Tournament 9 & 11 Blade
▲ 5002887	Bedknife, Super Tournament
4234900	Bedknife, Championship
335449	Blade
352221	Spacer, Blade

See Service Knives Section for additional bedknife options

Rollers



Part No.	Description
3008438	Roller Bracket
3008439	Roller Bracket
▲ 1004990	Roller
▲ 1004991	Roller
▲ 1000770	Solid Roller
■ 68613	Grooved Roller - Steel "Sales Item"
■ 68614	Grooved Roller - Aluminum "Sales Item"
5002815	Roller, grooved (steel)
3000394	Roller, grooved (aluminum)
5002814	Roller, smooth
390899	Tube, roller, 1/4" spacing
390900	Tube, roller, 1/2" spacing

Other Parts

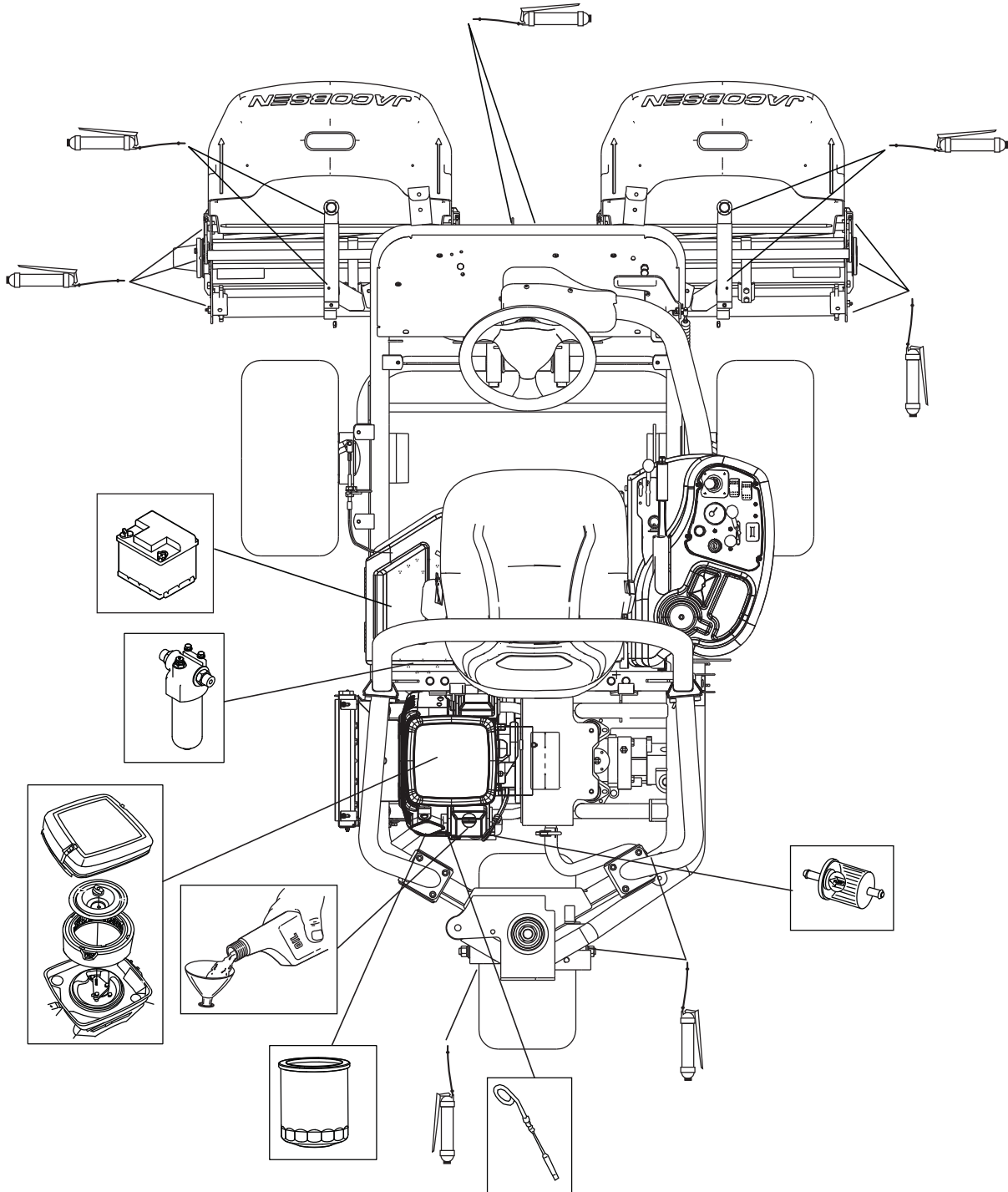
Part No.	Description
836621	Seal
845279	Seal, O-ring 1.49 ID x 0.07
845280	Seal, O-ring 1.99 ID x 0.07
163892	Seal
▲ 3001656	Seal
305115	Seal
1003467	Seal
338763	Seal
▲ 500534	Taper Bearing
▲ 1000480	Bearing Housing
5000625	Bearing
▲ 303558	Bearing
▲ 503378	Bearing, ball, cup and cone
365229	Bearing, ball
▲ 241808	Housing, bearing
▲ 241807	Housing, bearing
365330	Bearing, ball
002036070	Bearing, ball
839063	Bearing, ball
4239247	Cargo Net Assy
4154600	40 Amp Maxi Fuse
008289120	Switch, Ignition
4198020	Switch, Seat
840002	Timer, Shut Down
008244680	Relay, 30 Amp
4209180	Switch, Park Brake
4248170	Fuel Level Gauge
4159102	Mow/Reel Switch

Filters

Diesel Part No.	Gas Part No.	Description
▲ 5000913	▲ 5000441	Element - Air Filter
▲ 4929325	▲ 5000440	Engine Oil Filter
▲ 550489	842506	Element - Fuel Filter
4199061	4199061	Filter, Hydraulic

GP400 Gas Maintenance & Lubrication

RIDING GREENS
MOWERS



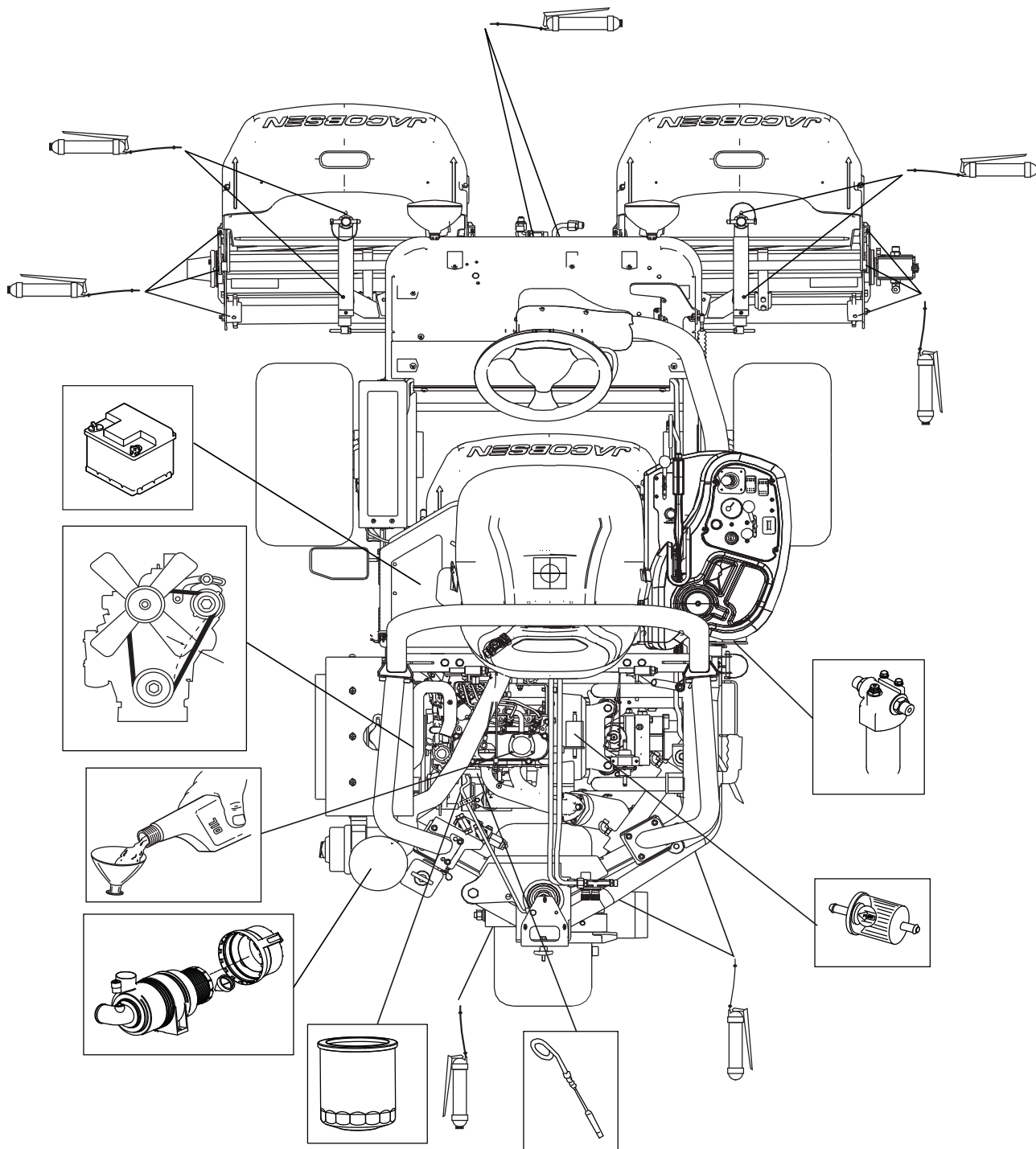
FLUID REQUIREMENTS			
		Quantity	Type
A	Engine Oil (with filter)	1.4 litres	SAE30, SAE5W 30, 10W 30
B	Hydraulic Oil (with filter)	40 litres	GreensCare ISO VG 46
D	Fuel	55 litres	Lead Free Minimum 85 Octane

GP400 Gas Maintenance & Lubrication

GASOLINE MAINTENANCE AND LUBRICATION CHART	
Interval	Item
First 5-8 hours	<ul style="list-style-type: none"> ● Change Engine Oil.
Daily 10 hours	<ul style="list-style-type: none"> ● Check Engine Oil Level. ● Check Safety Interlock System. ● Check Hydraulic Fluid Level. ● Check for Hydraulic Leaks. ● Check Tyre Pressure. ● Check Oil Cooler Screen. ● Check Oil Cooler Fins. ● Check Bedknife & reel Blades.
Every 25 hours	<ul style="list-style-type: none"> ● Check & Clean Air Filter Element*. 5000441
First 50 hours	<ul style="list-style-type: none"> ● Change Hydraulic Oil Filter. 5003104
Weekly Every 50 hours	<ul style="list-style-type: none"> ● Change Engine Oil. ● Check for Loose Components. ● Check Engine Bay For Debris. ● Check Battery Condition.
Every 100 hours	<ul style="list-style-type: none"> ● Change Engine Oil Filter. 492932S
Every 200 hours	<ul style="list-style-type: none"> ● Change Inline Fuel Filter. 842506
Every 250 hours	<ul style="list-style-type: none"> ● Check & adjust Engine Valve Clearance ● Change Hydraulic Oil & Filters 4199061
End of season Every 1000 hours	<ul style="list-style-type: none"> ● Check Parking Brake Operation. ● Check Brake pads. ● Drain & Clean Fuel Tank
<p>Lubricate all Grease fittings weekly A = Lift Arm Pivot, B =Cutting Unit Pivot, C = Cutting Unit Bearing Housing, D = Steering Ram Ball Joint, (see diagram)</p>	
<p>* Check more often in dirty conditions</p>	
<p>IMPORTANT Refer to Engine Manufacturers Manual for Additional Engine Maintenance Procedures</p>	

RIDING GREENS
MOWERS

GP400 Diesel Maintenance & Lubrication



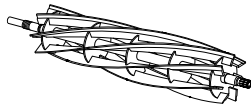
FLUID REQUIREMENTS			
		Quantity	Type
A	Engine Oil (with filter)	3.2 litres	10W 30
B	Hydraulic Oil (with filter)	40 litres	GreensCare ISO VG 46
C	Radiator Coolant	3.8 litres	50% Anti-Freeze
D	Fuel	55 litres	No 2-D (ASTM D975) Diesel

GP400 Diesel Maintenance & Lubrication

DIESEL MAINTENANCE AND LUBRICATION CHART	
Interval	Item
First 50 hours	<ul style="list-style-type: none"> ● Change Engine Oil & Filter. 5002644 ● Check Fan Belt Tension. ● Change Hydraulic Oil Filter. 4199061
Daily 10 hours	<ul style="list-style-type: none"> ● Check Engine Oil Level. ● Check Safety Interlock System. ● Check Engine Coolant Level ● Check Hydraulic Fluid Level ● Check Tyre Pressure. ● Check Air Filter Tell Tail Indicator*. ● Check for Hydraulic Leaks. ● Check Oil Cooler Screen. ● Check Oil Cooler Fins. ● Check Bedknife & reel Blades.
Weekly Every 50 hours	<ul style="list-style-type: none"> ● Check for Loose Components. ● Check Fan Belt Tension. ● Check Engine Bay For Debris. ● Check Battery Condition.
Every 100 hours	<ul style="list-style-type: none"> ● Change Engine Oil Filter. 5002644 ● Check Fuel Filter For Water Contamination.
Every 200 hours	<ul style="list-style-type: none"> ● Change Engine Oil. ● Change Inline Fuel Filter. 500489
Every 250 hours	<ul style="list-style-type: none"> ● Change Hydraulic Oil & Filters. 4199061
Every 400 hours	<ul style="list-style-type: none"> ● Change Air Filter Element*. 5000913 ● Change Fuel Filter Element. 500489
End of season Every 1000 hours	<ul style="list-style-type: none"> ● Check Parking Brake Operation. ● Check Brake pads. ● Drain & Clean Fuel Tank ● Drain & Replace Engine Coolant
Lubricate all Grease fittings weekly A = Lift Arm Pivot, B =Cutting Unit Pivot, C = Cutting Unit Bearing Housing, D = Steering Ram Ball Joint, (see diagram)	
* Check more often in dirty conditions	
IMPORTANT Refer to Engine Manufacturers Manual for Additional Engine Maintenance Procedures	

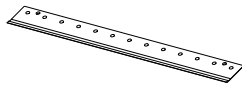


Reels



Part No.	Description
▲ 5003053	22" L.H. – 7 Blade
▲ 5001099	22" L.H. – 9 Blade
▲ 5001101	Reel 11 Blade
4225505	Reel 15 Blade

Bedknives



Part No.	Description
▲ 5003150	22" Medium Section (7 Blade Reels)
▲ 503477	22" High Profile (Stamp H)
▲ 503478	22" Low Profile (Stamp L)
▲ 503479	22" Tournament (Stamp T)
▲ 5002887	22" "XX" Super Tournament
4234900	22" Championship

See service knives section for additional bedknife option

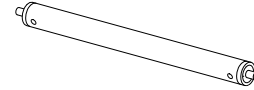
MAGKnife Bedknives

Part No.	Description
4131369	22" MAGKnife High Profile
4131001	22" MAGKnife Low Profile
4131370	22" MAGKnife Tournament
4131003	22" MAGKnife "XX" Super Tournament

MAGSystem

Part No.	Description
4158083	22" Tournament Kit
4188500	22" "XX" Super Tournament Kit

Rollers



Part No.	Description
■ 68527	22" Grooved, Assembled Disc
■ 68530	22" Solid Front
■ 68613	22" Machined, Grooved Steel
■ 68614	22" Machined, Grooved Aluminum
▲ 1004990	22" Solid Rear
■ 68673	22" Sectional Roller

See roller section for parts breakdown.

Other Parts

Part No.	Description
▲ 3005692	Knob, Roller Adjust
▲ 1002224	Bolt, Zerk Assem
▲ 3010286	Seal, Oil
3010712	Bearing, Ball
▲ 361117	Bushing
▲ 4174684	Switch, PTO
▲ 4130132	Switch, Rocker
4130133	Switch, Rocker
▲ 5001951	V-Belt
▲ 3008432	Cap, Swivel Housing
▲ 4128888	Keyswitch, 4 Position
4208074	Switch, Brake
4196920	Switch, Proximity
4217502	Switch, Seat
▲ 3007798	Pin, Lock
▲ 343616	Stud
361648	Washer
▲ 365246	Bolt, Shoulder
▲ 3004894	Pin, Klik Type
▲ 845279	Seal, O-Ring
▲ 523126	Bumper, Rubber
▲ 3000359	Circuit Breaker, 12 Volt 50 Amp
3003475	Grip, Pedal
3003474	Grip, Pedal
4193880	Relay SPDT with Diode
▲ 1004290	Joystick, 1 Axis
4211827	Cap, Diesel Fuel
4221901	Harness, 8 Pin Reel Motor Repair
4221961	Harness, 3 Pin Reel Motor Repair
4224680	Harness, 2 Pin Lift Actuator
4224660	Harness, 6 Pin Lift Actuator
4222802	Field Test Kit

Filters

Gas (Briggs & Stratton)		Diesel	Description
Part No.	Part No.	Part No.	
▲ 5000440	▲ 5002644		Engine Oil Filter
▲ 5000441	▲ 5000913		Air Filter
▲ 5000436	▲ 550489		Fuel Filter

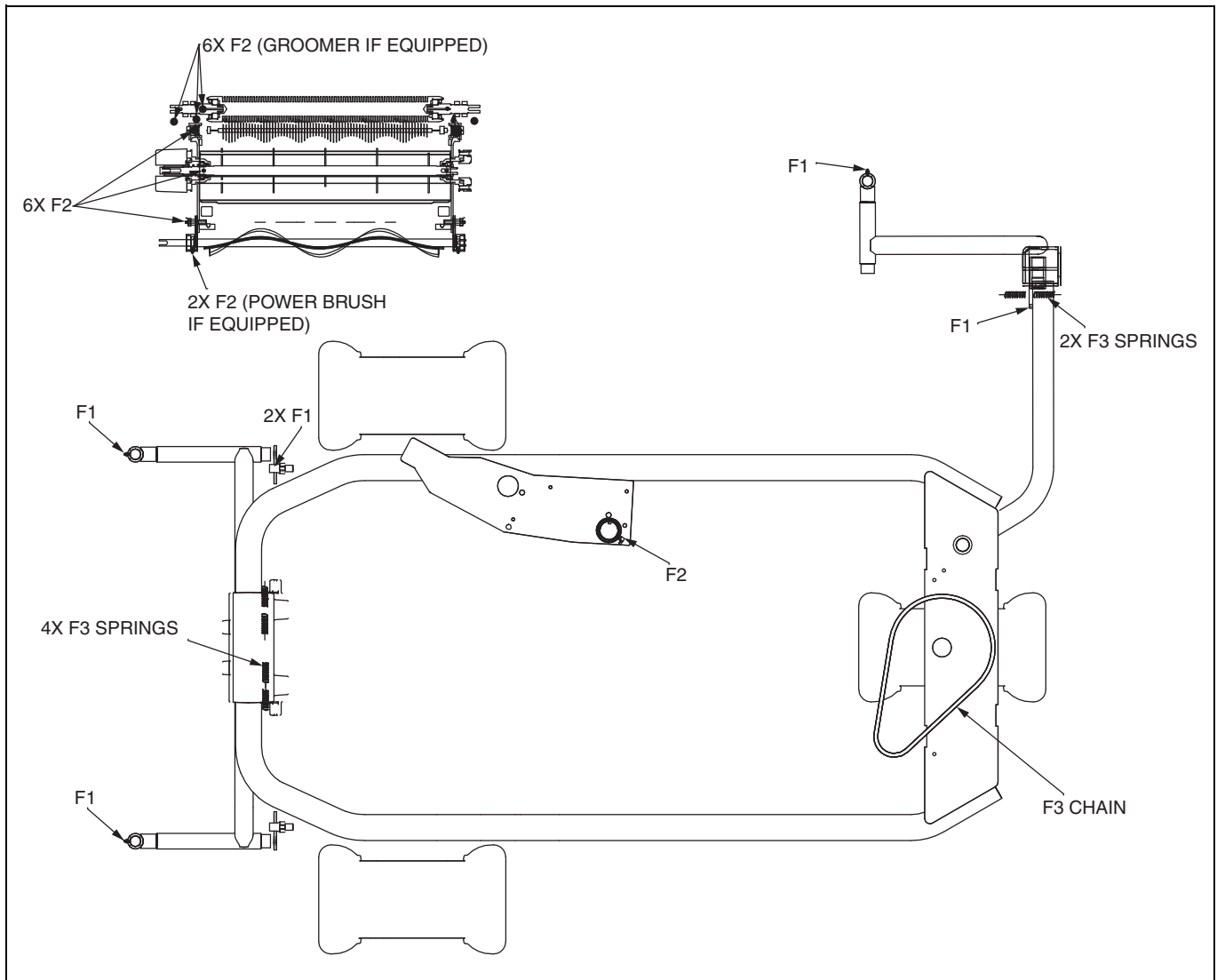
3WD models and kits to convert 2WD units are available. Your dealer can provide you with more information.

Maintenance and Lubrication Charts

WARNING

Before you clean, adjust, or repair this equipment, disengage all drives, lower implements to the ground, engage parking brake, stop engine and remove key from ignition switch to prevent injuries

1. Always clean the grease fitting before and after lubricating.
2. Lubricate with grease that meets or exceeds NLGI Grade 2 LB specifications. Apply grease with a manual grease gun and fill slowly until grease begins to seep out. Do not use compressed air guns.
3. Periodically apply a small amount of lithium based grease to the seat runners.
4. For smooth operation of all levers, pivot points and other friction points that are not shown on the lubrication chart apply several drops of SAE 30 oil every 40 hours or as required.
5. Grease fittings (**F1**) every 50 hours, fittings (**F2**) every 100 hours, and fittings (**F3**) every 200 hours.



Maintenance and Lubrication Charts

Recommended Service and Lubrication Intervals

	Every 8-10 Hours	Every 25 Hours	Every 40-50 Hours	Every 100 Hours	Every 200 Hours	Every 400 Hours	Every 500 Hours	Every 1000 Hours	Notes
Air Filter (Diesel)		I/C						R	5000913
Air Filter Pre-Cleaner (Gas)		I/C							
Air Filter Cartridge (Gas)			I	C		R			5000441
Battery Electrolyte (Battery)				I				A	
Battery Fluid (Battery)	I/A								
Battery Terminals				I/C					
Belts	I-A*			I-A					
Brake Resistors	I/C								
Cooling System (Diesel)	I-C-A							R	
Front Axle Fluid								I/A	
Electrical System			I/C						
Engine Oil (Diesel)	I		R*	R					
Engine Oil (Gas)	I-R*			R					
Engine Oil Filter (Diesel)			R*		R				5002644
Engine Oil Filter (Gas)				R					5000440
Fuel System	I								
Fuel Filter (Diesel)				C		R			500489
Fuel Filter (Gas)	I					R			5000436
Grease Fittings - F1			L						
Grease Fittings - F2				L					
Grease Fittings - F3					L				
Muffler and Exhaust	I			I					
Radiator Hoses	C				I				
Radiator Screens	I-C/AR								
Rear Wheel Bearings							L		
Steering Chain				I/L					
Tires			I-A						
Valve Clearance (Gas)				C**					

A - Add or Adjust C - Clean I - Inspect L - Lubricate R - Replace AR - As Required

* Indicates initial service for new machines.

** Not required unless engine problems occur.

See Jacobsen Filters and Fluids Section for specific part number information

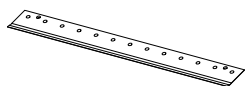


Reels



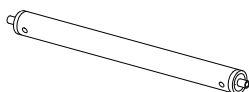
Part No.	Description
5002087	26" 7 Blade (Left Hand, Center)
5002088	26" 7 Blade RH (Right Hand)
2500714	26" 10 Blade (Left Hand, Center)
2500715	26" 10 Blade (Right Hand)

Bedknives



Part No.	Description
▲ 554284	26" Heavy Section

Rollers



Part No.	Description
▲ 132639	26" Solid
123266	26" Grooved
3004043	26" Scraper - Front
2811226	26" Scraper - Rear

Other Parts

Part No.	Description
4132751	Throttle Cable
008233370	Fusible Link, 40 Amp
4233963	Tire
4133915	Coolant Tank Hose to Radiator
4133916	Coolant Tank Hose to Radiator
▲ 1004290	Joystick
4135850	Switch, park Brake
4135851	Switch, PTO
4135852	Switch, Weight Transfer
4132119	Radiator Hose - Lower
4132109	Radiator Hose - Upper
3003474	Grip - Pedal
3003475	Grip - Pedal
4134020	Seal Kit for 4130773

Filters

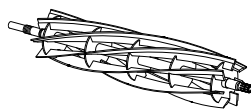
Part No.	Description
▲ 008089620	Filter-Hyd. 9.6 micron
4199061	Hydraulic Filter Element (Later models)
▲ 557759	Engine Oil Filter
▲ 5001182	In-Line Fuel Filter
▲ 2500809	Fuel Filter
4136009	Filter Canister

TRIM MOWERS

Tri-King 1800G & 1900D (67016, 67017, 67042, 67043 & 67069)



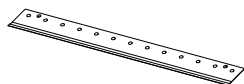
Reels



Part No.	Description
5002087	26" – L.H., 7 Blade
5002088	26" – R.H., 7 Blade
2500714	26" – L.H., 10 Blade
2500715	26" – R.H., 10 Blade
503359	30" – L.H., 5 Blade
503360	30" – R.H., 5 Blade
5002089	30" – L.H., 7 Blade
5002090	30" – R.H., 7 Blade

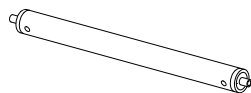
(Tri-Kings require two L.H. and one R.H. reel per unit)

Bedknives



Part No.	Description
▲ 554284	26" Standard
▲ 503550	30" Standard

Rollers



Part No.	Description
▲ 132639	26" Solid
123266	26" Grooved Nylon
▲ 132640	30" Solid
123265	30" Grooved Nylon

See Roller Section for service parts breakdown.

Electrical & Other Parts

Part No.	Description
162723	Hour Meter
5003250	Throttle Assembly (Gas) Kit
5003249	Throttle Assembly (Diesel) Kit
3002627	Brake Cable LH
3002628	Brake Cable RH
▲ 162723	Hourmeter
162720	Water Temp. Gauge
162721	Voltmeter
▲ 366751	Indicator Light, Yellow
▲ 164194	Indicator Light, Engine Oil
4141266	Decal
5000527	Head Light Bulb
▲ 5002503	Ignition Switch
▲ 4140149	Switch, Proximity
▲ 3001780	Switch, PTO
361406	Switch, Light
1001010	Switch, Backlap
▲ 158135-01	Switch, Seat
▲ 363961	Switch, Glow Plug
▲ 3001079	Switch, Reel Limit
▲ 3001307	Relays
▲ 3000359	Circuit Breaker, 50 Amp
▲ 338601	Circuit Breaker, 10 Amp
▲ 338289	Fuel Solenoid (Diesel)
▲ 131905	Start Solenoid (Gas)
4242563	Tire, Front
4236061	Tire, Rear
▲ 503660	Disc Brake Pad, Cam Side
▲ 503660	Disc Brake Pad, Carrier Side
▲ 3001950	Belt, Pump
1002692	Muffler (Gas)

Filters

	1900D	1800G	Description
▲	5002644	5000440	Engine Oil
▲	549597	549597	Charge Filter
▲	549597	549597	Return Filter
▲	5000913	5000441	Air
▲	550489	5000436	Fuel

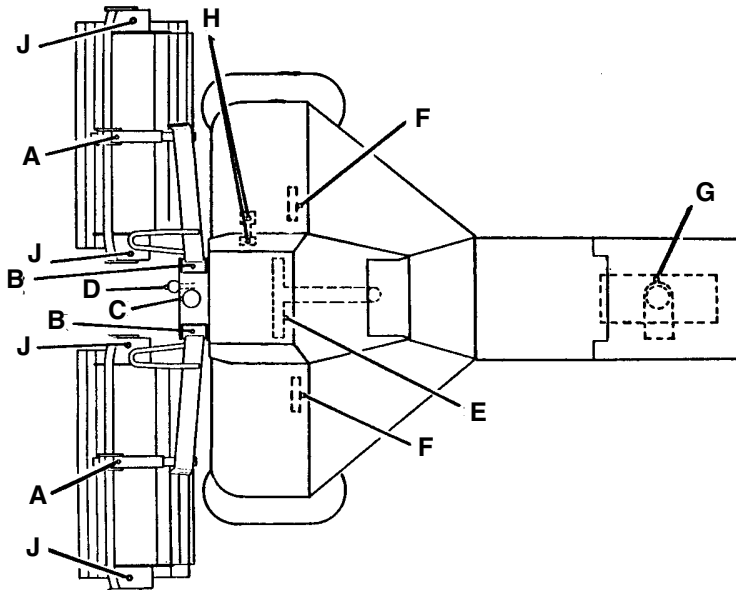
Use GreensCare™ 68 or
5003103 - 5 Gallon Pail
5003102 - 55 Gallon Drum

GreensCare™ 68 Plus
4219860 - 5 Gallon Pail

WARNING

Before you clean, adjust, or repair this equipment, disengage all drives, lower implements to the ground, engage parking brake, stop engine and remove key from ignition switch to prevent injuries

1. Always clean the grease fitting before and after lubricating.
2. Lubricate with grease that meets or exceeds NLGI Grade 2 LB specifications. Apply grease with a manual grease gun and fill slowly until grease begins to seep out. Do not use compressed air guns.
3. Periodically apply a small amount of lithium based grease to the seat runners.
4. For smooth operation of all levers, pivot points, and other friction points that are not shown on the lubrication chart apply several drops of SAE 30 oil every 40 hours or as required.
5. Grease fittings (**A - F**) every 50 hours and fittings (**G - K**) every 100 hours.



- | | |
|---------------------------------|--------------------------------------|
| A. Mower Pivot (3 Fittings) | F. Control Pedal Pivot (2 Fittings) |
| B. Front Lift Arms (2 Fittings) | G. Steering Yoke |
| C. Crank Hub | H. Drive Shaft Bearings (2 Fittings) |
| D. Hydraulic Cylinder | J. Reel Bearings (6 Fittings) |
| E. Center Lift Arm | K. Rollers (As Required) |

Tri-King 1800G & 1900D (67016, 67017, 67042, 67043 & 67069)

Recommended Service and Lubrication Intervals

	Every 8-10 Hours	Every 50 Hours	Every 100 Hours	Every 250 Hours	Every 400 Hours	Every 500 Hours	Every 1000 Hours	Yearly	Notes
Air Filter	I		AR					R	5000913
Battery Charge			I						
Belt, Gear Pump	I-A*		I-A			R			3001950
Belt, Engine	I-A*		I-A			R			5001951
Brake		I-A*		A					
Cooling System	I-C-A							R	
Electrical System		I*		I					
Engine Oil	I	R*	R						
Engine Oil Filter		R*	R						5002644
Fuel System		I							
Fuel Filter						R			550489
Grease Fittings - All	L	L	L			L			
Hydraulic Hoses and Tubes	I***			I					
Hydraulic Oil	I-A			R**				R**	I
Hydraulic Oil Filter	I	R*		R					549597
Muffler and Exhaust	I			I					
Radiator Screens	I-C/AR								
Tires		I-A							

A - Add or Adjust C - Clean I - Inspect L - Lubricate R - Replace AR - As Required

* Indicates initial service for new machines.

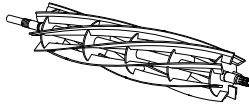
** Every 250 hours, or yearly whichever comes first.

*** Inspect visible hoses and tubes for leaks or oil marks.

I - Use Jacobsen GreensCare 68 Biodegradable fluid:
Capacity: 5 gallons (19 Liters). Order Part No. 5003103
containing 5 gal. (19 l), pail or Part No. 5003102, 55 gal.
(208 l) Drum.

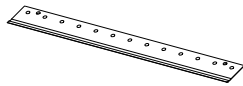


Reels



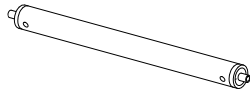
Part No.	Description
▲ 4119512	8 Blade Reel (All)
4119513	11 Blade Reel (All)

Bedknives



Part No.	Description
▲ 4118902	Bedknife
4252470	Screw, Bedknife (100 Pack)

Rollers



Part No.	Description
Front Rollers	
■ 68626	Solid Tube w/Scraper
■ 67925	3" Grooved Steel w/Scraper
■ 68616	2-3/16" Grooved Machine Steel
Rear Rollers	
▲ 4115860	18" Rear Roller Std.
4135083	18" Full Length Rear Roller

See Roller Section for service parts breakdown.

500 Hour Service Kit

4199042 - SLF-1880

Use GreensCare™ 68 or
5003103 - 5 Gallon Pail
5003102 - 55 Gallon Drum

GreensCare™ 68 Plus
4219860 - 5 Gallon Pail

Filters

Part No.	Description
▲ 557759	Engine Oil
▲ 550489	Fuel Filter Element
▲ 5000919	Air Cleaner Element
▲ 2811255	Charge Filter
▲ 5002892	Return Filter

Other Parts

Part No.	Description
▲ 162723	Hourmeter
3005996	Fuel Gauge
162720	Water Temperature Gauge
162721	Volt Meter
▲ 366751	Indicator Light, Yellow
▲ 164194	Indicator Light, Red, Engine Oil
4123183	Head Light Bulb
▲ 1004290	Joystick
2812344	Switch, Joystick
▲ 2810269	Switch, Ignition
▲ 4140149	Switch, Proximity
▲ 3006449	Switch, PTO
3006436	Switch, 4wd
3006447	Switch, Horn
3006447	Switch, Backlap
▲ 158135-01	Switch, Seat
▲ 3006436	Switch, Light
2811376	4 Diode Card
366670	Horn
▲ 3001307	Relays
▲ 361439	Circuit Breaker
4108620	Front Tire
340486	Disc Brake
▲ 503660	Replacement Brake Pad set
4236020	Rear Tire
1002858	Throttle Cable
4103038	Brake Cable LH
4103039	Brake Cable RH
3005936	Muffler
4182220	Muffler - Turbo Only
▲ 5001284	Engine Fan Belt

MAGSystem



Part No.	Description
4161022	Kit, MAGKnife™

MAGKnife™

Part No.	Description
4131373	Light Section Tournament Fairway
4131006	Medium Section

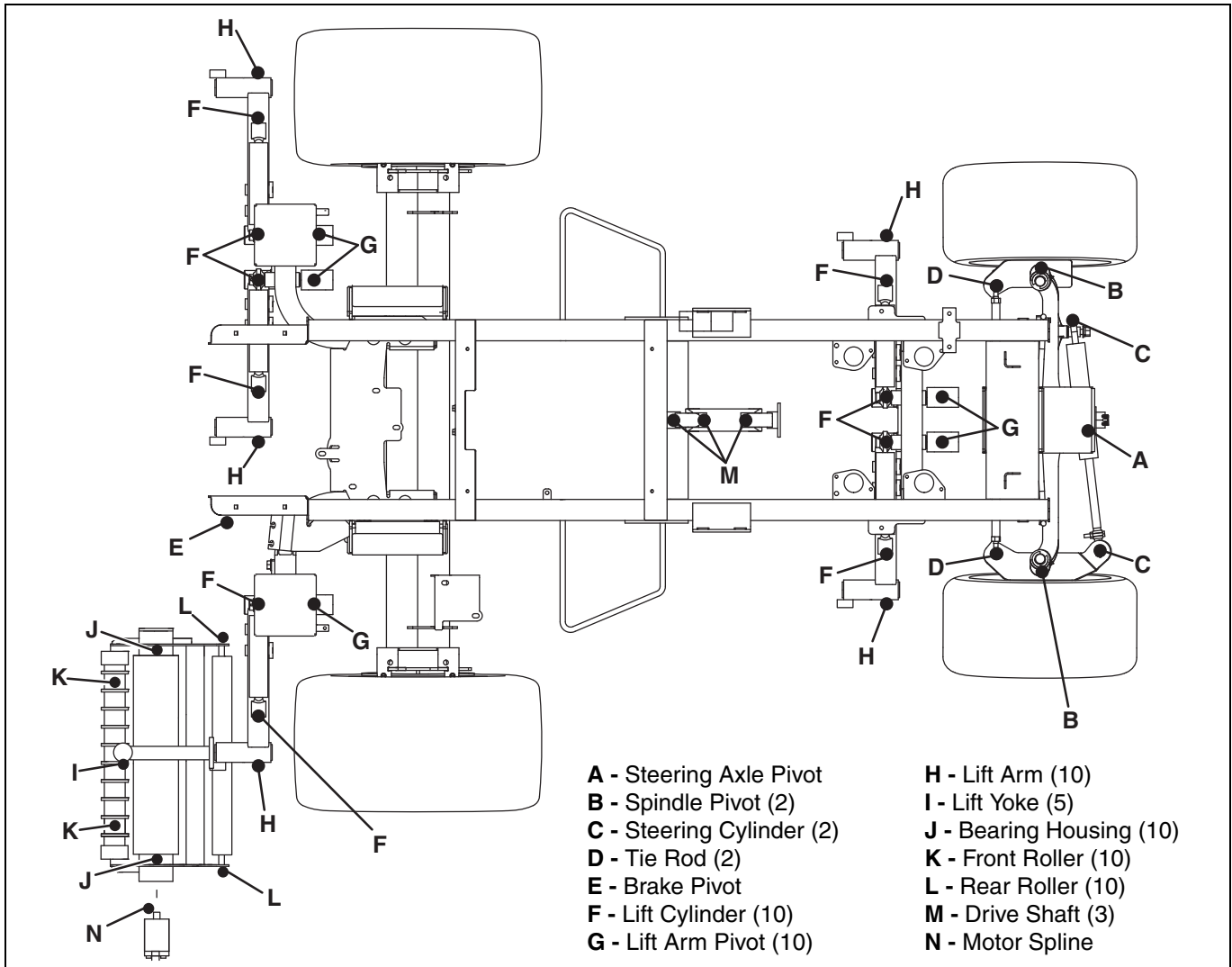
Maintenance and Lubrication Charts

! WARNING

Before you clean, adjust, or repair this equipment, disengage all drives, lower implements to the ground, engage parking brake, stop engine, and remove key from ignition switch to prevent injuries.

1. Always clean the grease fitting before and after lubricating.

2. Lubricate with grease that meets or exceeds NLGI Grade 2 LB specifications. Apply grease with a manual grease gun and fill slowly until grease begins to seep out. Do not use compressed air guns.
3. Periodically apply a small amount of lithium based grease to the seat runners.
4. For smooth operation of all levers, pivot points, and other friction points that are not shown on the lubrication chart apply several drops of SAE 30 oil every 40 hours or as required.
5. Grease fittings (**A - I**) every 50 hours, fittings (**J - M**) every 100 hours and (**N**) every 250 hours.



Maintenance and Lubrication Charts

Recommended Service and Lubrication Intervals

	Every 8-10 Hours	Every 50 Hours	Every 100 Hours	Every 200 Hours	Every 400 Hours	Every 500 Hours	Every 1000 Hours	Yearly	Notes
Air Filter	I		AR					R	5000919
Battery Charge			I-C						
Belts	I-A*		I-A			R			
Brake		I-A*		A					
Cooling System	I-C-A							R**	
Electrical System	I			I					
Engine Oil	I	R*		R					
Engine Oil Filter		R*		R					557759
Fuel System		I							
Fuel Filter					R				550489
Grease Fittings - All		L	L			L			
Hydraulic Hoses and Tubes	I***			I					
Hydraulic Oil	I-A					R**			
Hydraulic Oil Filter	I	R*				R			5002892
Muffler and Exhaust	I			I					
Radiator Screens	I-C/AR								
Tires	I	I-A							


A - Add or Adjust C - Clean I - Inspect L- Lubricate R - Replace AR - As Required

* Indicates initial service for new machines.

** Or every two years whichever comes first.

See Jacobsen Filters and Fluids Section for specific part number information

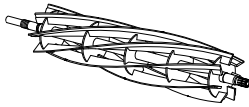
LF-100, LF-123 and LF-128 (67770, 67776, 67785, 67786, 67795, 67796, 67818 & 67819)



Other Parts

Part No.	Description
▲ 501150	Brake Shoe Set
▲ 5002503	Ignition Switch
▲ 162723	Hourmeter
162721	Voltmeter
162720	Water Temperature Gauge
130956	Throttle Control (LF-100)
3007599	Throttle Control (LF-123 & LF-128)
▲ 5002569	Swivel Housing
338246	Belt, Fan (LF-100)
3004374	Belt, Fan (LF-123 & LF-128)
▲ 2810043	Grass Shield, Reel
▲ 1002224	Zerk Bolt, Roller

Reels

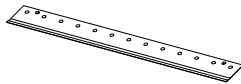


Part No.	Description
▲ 5003053	22" L.H. 7 Blade (Right Front, Right Rear)
▲ 5003054	22" R.H. 7 Blade (Left Front, Left Rear, Center)

Filters

LF-100	LF-123 & 128	Description
550556	557759	Engine Oil
556416	556416	Hydraulic Oil
549593	5000919	Air
▲ 550489	▲ 2500809	Fuel

Bedknives



Part No.	Description
▲ 503460	22" Standard

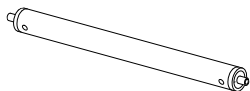
MAGSystem



Part No.	Description
4165260	Kit, MAGKnife™

MAGKnife™

Rollers



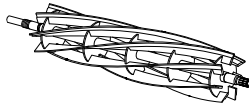
Part No.	Description
▲ 123268	22" Grooved
▲ 1000770	Roller Assembly (Heavy Duty, Rear)
▲ 1004990	22" Solid Rear
2809643	Kit, Roller Bolt Service

Part No.	Description
4131005	22" Medium Section
4131010	Heavy Section

See Roller Section for service parts breakdown.

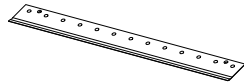


Reels



Part No.	Description
▲ 5003053	7 Blade LH (3400/4675) (RF, C, RR)
▲ 5003054	7 Blade Reel RH (3400/4675) (LF, LR)
2810471	9 Blade Reel (3800/4677) (All)
▲ 2810472	11 Blade Reel (3800/4677) (All)

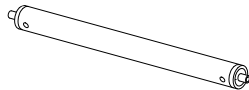
Bedknives



Part No.	Description
▲ 5003150	Bedknife, Medium Section - 3400 Only
▲ 503460	Bedknife, Heavy Section

See service knives section for additional bedknife option

Rollers



Part No.	Description
▲ 123268	Front Grooved Steel Roller
▲ 1000770	Rear Smooth Roller
1002446	Rear Smooth Roller
▲ 1003728	Rear Smooth Roller

See Roller Section for service parts breakdown.

Filters

Part No.	Description
▲ 557759	Engine Oil
▲ 2500809	Fuel Filter Element
▲ 5000919	Air Cleaner Element
▲ 2811255	Charge Filter Element
▲ 557772	Return Filter

500 Hour Service Kit

4199043 - All filters included in 500 Hour Service Kit

Other Parts

Part No.	Description
▲ 162723	Hourmeter (Old Style)
▲ 4129683	Hourmeter (New Style)
365943	Fuel Gauge
▲ 3005121	Water Temperature Gauge
▲ 366751	Indicator Light, Yellow
4123183	Head Light Bulb (New Style)
5000527	Head Light Bulb (Old Style)
1002679	Light Cluster (Old Style Only)
▲ 1004290	Joystick
2812344	Switch, Joystick
▲ 2811488	Switch, Ignition (Old Style LF-3400/3800)
▲ 4128888	Switch, Ignition (New Style LF-3400/3800)
▲ 4140149	Switch, Proximity (Old Style LF-3400/3800)
▲ 4125831	Switch, Proximity (New Style LF-3400/3800)
▲ 3006449	Switch, PTO (Old Style LF-3400/3800)
▲ 4174684	Switch, PTO (New Style LF-3400/3800)
▲ 3006436	Switch, 4wd (Old Style LF-3400/3800)
4130132	Switch, 4wd (New Style LF-3400/3800)
3006434	Switch, Light (Old Style LF-3400/3800)
4130132	Switch, Light (New Style LF-3400/3800)
3006434	Switch, Horn (Old Style LF-3400/3800)
4130133	Switch, Horn (New Style LF-3400/3800)
3006434	Switch, Backlap
▲ 158135-01	Switch, Seat
366670	Horn
▲ 3001307	Relays (Old Style LF-3400/3800)
4193880	Relays (New Style LF-3400/3800)
▲ 361439	Circuit Breaker
4236060	Front Tire
▲ 503296	Disc Brake Stud Plate w/Lining
▲ 503295	Disc Brake Rib Plate w/Lining
340486	Disc Brake
4236061	Rear Tire
▲ 4260373	Reel Motor (LF-3400)
▲ 4260372	Reel Motor (LF-3800)
▲ 5001284	Engine Fan Belt
▲ 4174241	Throttle Cable
1003048	Brake Cable RH 76.5"
1003047	Brake Cable LH 56.8"
1004653	Muffler
4181902	Muffler - Turbo Only

Use GreensCare™ 68 or
5003103 - 5 Gallon Pail
5003102 - 55 Gallon Drum

GreensCare™ 68 Plus
4219860 - 5 Gallon Pail

Maintenance and Lubrication Charts



WARNING

Before you clean, adjust, or repair this equipment, disengage all drives, lower implements to the ground, engage parking brake, stop engine, and remove key from ignition switch to prevent injuries.

1. Always clean grease fittings before and after lubrication.
2. Lubricate with grease that meets or exceeds NLGI Grade 2 LB specifications. Apply grease with a manual grease gun and fill slowly until grease begins to seep out. Do not use compressed air.
3. For smooth operation of pivot points and other friction points, apply several drops of SAE 30 oil every 50 hours or as required.
4. Remove wheels and repack bearings once a year.

Recommended Service and Lubrication Intervals

	Every 8-10 Hours	Every 50 Hours	Every 100 Hours	Every 250 Hours	Every 400 Hours	Every 500 Hours	Every 1000 Hours	Yearly	Notes Filter Part Numbers
Air Cleaner			AR					R	5000919
Battery Charge			I						
Belt	I-A*		I-A			R			
Brake		I-A*		A					
Cooling System	I-C-A							R	
Engine Oil	I	R*	R						
Engine Oil Filter		R*	R						557759
Fuel Lines and Clamps		I							
Fuel Filter					R				2500809
Grease Fittings - F1		L							
Grease Fittings - F2			L						
Grease Fittings - F3				L					
Hydraulic Hoses and Tubes	I***			I					
Hydraulic Oil		I-A				R**			
Hydraulic Oil Filters		R*				R-AR			2811255 and 557772
Muffler and Exhaust				I					
Radiator Screens	I-C/AR								
Tires		I-A							
Steering System		I*		I-A					
Wheel Bearings								L	
Wiring		I*		I					

A - Add or Adjust C - Clean I - Inspect L - Lubricate R - Replace AR - As Required

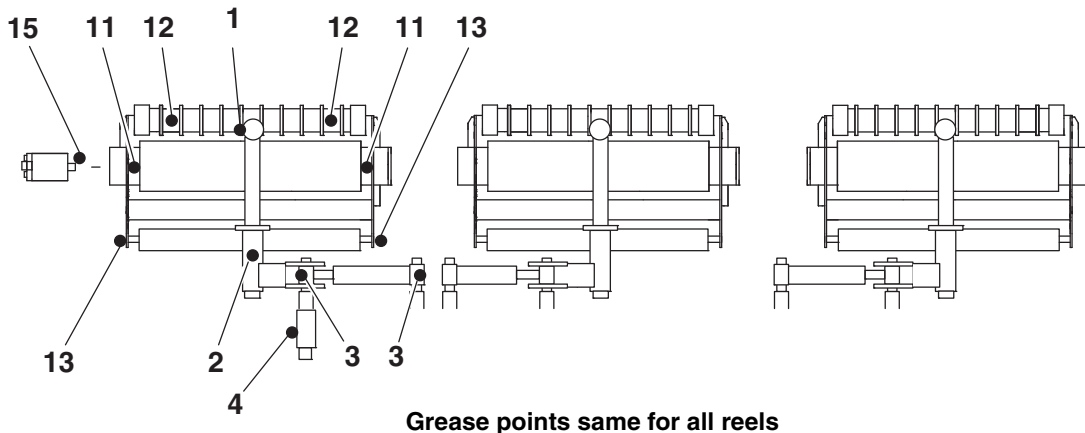
* Indicates initial service for new machines.

** Or Yearly whichever comes first.

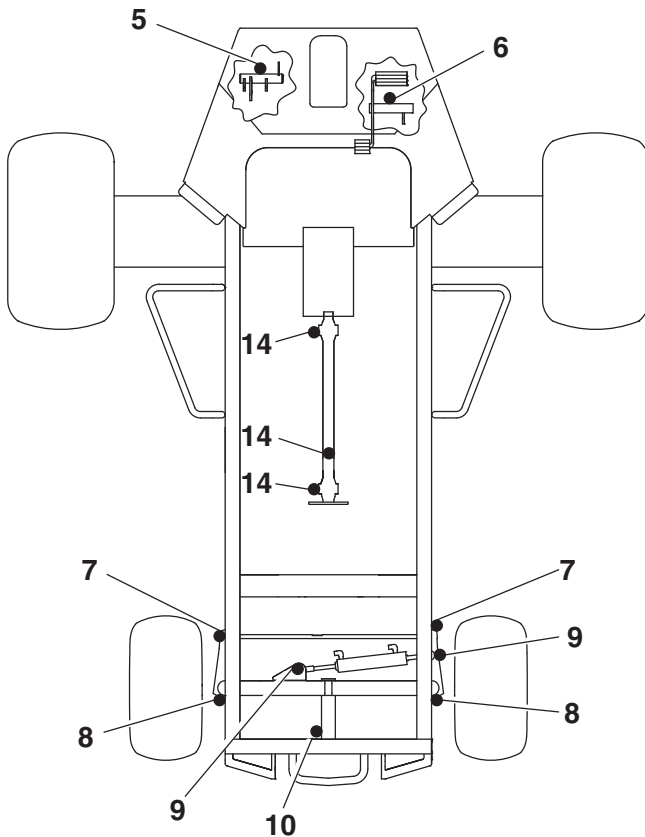
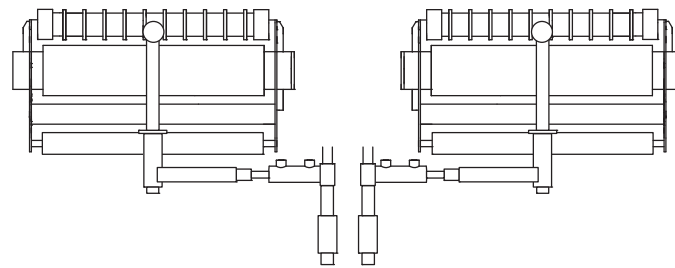
*** Inspect visible hoses and tubes for leaks or oil marks.

See Jacobsen Filters and Fluids Section for specific part number information

Maintenance and Lubrication Charts



Grease points same for all reels



Grease Fittings

F1 - 50 Hours (Every Week)

- 1 Swivel Housing
- 2 Lift Arm
- 3 Lift Cylinders
- 4 Lift Arm Pivot
- 5 Brake Pedal Pivot
- 6 Traction Pedal Pivot
- 7 Ball Joint
- 8 Steering Pivot
- 9 Steering Cylinder
- 10 Axle Pivot

F2 - 100 Hours

- 11 Reel Bearing Cavity
- 12 Front Roller
- 13 Rear Roller
- 14 U-joint Driveshaft

F3 - 250 Hours

- 15 Motor Spline

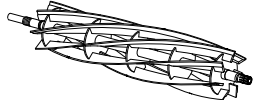
■ Order from whole goods

▲ Never Out Part

For more information, visit www.jacobsenparts.com

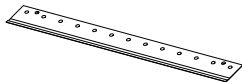


Reels



Part No.	Description
▲ 5003053	7 Blade LH (3400/4675) (RF, C, RR)
▲ 5003054	7 Blade Reel RH (3400/4675) (LF, LR)
2810471	9 Blade Reel (3800/4677) (All)
▲ 2810472	11 Blade Reel (3800/4677) (All)

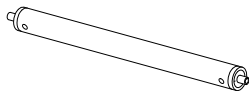
Bedknives



Part No.	Description
▲ 5003150	Bedknife, Medium Section - 4675 Only
▲ 503460	Bedknife, High Profile

See Service Knives Section for additional bedknife options

Rollers



Part No.	Description
▲ 123268	Front Grooved Steel Roller
▲ 1000770	Rear Smooth Roller
1002446	Rear Smooth Roller
▲ 1003728	Rear Smooth Roller

See Roller Section for service parts breakdown.

Filters

Part No.	Description
▲ 557759	Engine Oil
▲ 2500809	Fuel Filter Element
▲ 5000919	Air Cleaner Element
▲ 2811255	Charge Filter Element
▲ 557772	Return Filter

500 Hour Service Kit

4199043 - All Filters included in 500 Hour Service Kit

Other Parts

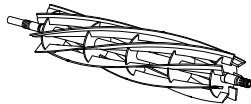
Part No.	Description
▲ 162723	Hourmeter
365943	Fuel Gauge
▲ 3005121	Water Temperature Gauge
▲ 366751	Indicator Light, Yellow
4123183	Head Light Bulb
1002679	Light Cluster
2812344	Switch, Joystick
▲ 2811488	Switch, Ignition
▲ 4140149	Switch, Proximity
▲ 3006449	Switch, PTO
▲ 3006436	Switch, 4wd
3006434	Switch, Light, Horn, Backlap
▲ 158135-01	Switch, Seat
366670	Horn
▲ 3001307	Relays
▲ 361439	Circuit Breaker
▲ 503296	Disc Brake Stud Plate w/Lining
▲ 503295	Disc Brake Rib Plate w/Lining
340486	Disc Brake
▲ 4260373	Reel Motor - LF-4675
▲ 4260372	Reel Motor - LF-4677
4236060	Tire, Front
4236061	Tire, Rear
▲ 5001284	Engine Fan Belt
▲ 4174241	Throttle Cable
1003048	Brake Cable RH 76.5"
1003047	Brake Cable LH 56.8"
4181902	Muffler - Turbo Only

Use GreensCare™ 68 or
5003103 - 5 Gallon Pail
5003102 - 55 Gallon Drum

GreensCare™ 68 Plus
4219860 - 5 Gallon Pail

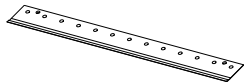


Reels



Part No.	Description
▲ 5003053	7 Blade Reel LH (RF, C, RR)
▲ 5003054	7 Blade Reel RH (LF, LR)

Bedknives



Part No.	Description
▲ 5003150	Bedknife, Medium Section
▲ 503460	Bedknife, Heavy Section

See service knives section for additional bedknife option

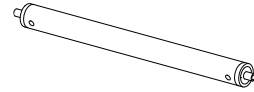
MAGKnife Bedknives

Part No.	Description
4165260	Kit, MAGKnife Light Fairway
4161082	Kit, MAGKnife
4131005	22" MAGKnife, Medium Section
4131010	22" MAGKnife Heavy Section

Filters

Part No.	Description
▲ 557759	Engine Oil
▲ 550489	Fuel Filter Element
▲ 5000919	Air Cleaner Element
▲ 2811255	Charge Filter Element
▲ 885249	Return Filter

Rollers



Part No.	Description
▲ 1003728	22" Smooth Roller
▲ 123268	22" Grooved Roller
▲ 1000770	Rear Roller

See roller section for parts breakdown.

Other Parts

Part No.	Description
▲ 3000983	Seal, Excluder
▲ 345510	Spacer
▲ 3001656	Seal, Grease
▲ 3001762	Sleeve, Wear
▲ 3005692	Knob, Roller Adjust
▲ 458013	Truarc Ring
▲ 1002224	Bolt, Zerk
▲ 3000698	Washer
▲ 315298	Bolt, Wheel 7/16 x 3/4"
▲ 5000625	Bearing Assembly
▲ 3007798	Pin, Lock
▲ 3006539	Bushing
▲ 471214	Grease Fitting, Straight
▲ 3010489	Bushing
▲ 343616	Stud
▲ 445801	Nut, 5/8-18 Hex Jam Nut
▲ 366870	Bushing, Pivot Yoke
361648	Washer
▲ 5002151	Kit, Spring Washer
▲ 500596	Bearing
5003589	Seal Kit, Motor
▲ 3008432	Cap, Swivel Housing
▲ 364900	Nut
▲ 361117	Bushing

Use 10W30 Hydraulic Fluid

▲2500546 - 5 Gallon Pail

2500548 - 2.5 Gallon Container

Alternative Hydraulic Fluids - Requires 4114701 Bio-Flush GreensCare™ 68 or GreensCare™ 68 Plus

▲5003103 - 5 Gallon Pail

4219860 - 5 Gallon Pail

▲5003102 - 55 Gallon Drum

Maintenance and Lubrication Charts



WARNING

Before you clean, adjust, or repair this equipment, disengage all drives, lower implements to the ground, engage parking brake, stop engine and remove key from ignition switch to prevent injuries

1. Always clean grease fittings before and after lubrication.
2. Lubricate with grease that meets or exceeds NLGI Grade 2 LB specifications. Apply grease with a manual grease gun and fill slowly until grease begins to seep out. Do not use compressed air.
3. For smooth operation of pivot points and other friction points, apply several drops of SAE 30 oil every 50 hours or as required.
4. Remove wheels and repack bearings once a year.

Recommended Service and Lubrication Intervals

	Every 8-10 Hours	Every 50 Hours	Every 100 Hours	Every 250 Hours	Every 400 Hours	Every 500 Hours	Every 1000 Hours	Yearly	Notes
Air Cleaner			AR					R	5000919
Battery Charge			I						
Belt	I-A*		I-A			R			
Brake		I-A*		A					
Cooling System	I-C-A							R	
Engine Oil	I	R*	R						
Engine Oil Filter		R*	R						557759
Fuel Lines and Clamps		I							
Fuel Filter					R				550489
Grease Fittings - F1		L							
Grease Fittings - F2			L						
Grease Fittings - F3				L					
Hydraulic Hoses and Tubes	I***			I					
Hydraulic Oil		I-A				R**			
Hydraulic Oil Filters		R*				R-AR			2811255 and 885249
Muffler and Exhaust				I					
Radiator Screens	I-C/AR								
Tires		I-A							
Steering System		I*		I-A					
Wheel Bearings								L	
Wiring		I*		I					

A - Add or Adjust C - Clean I - Inspect L- Lubricate R - Replace AR - As Required

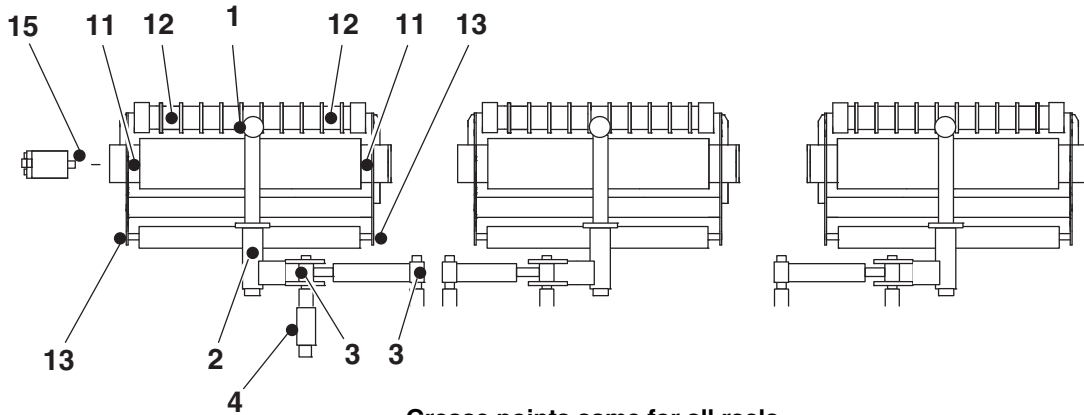
* Indicates initial service for new machines.

** Or Yearly whichever comes first.

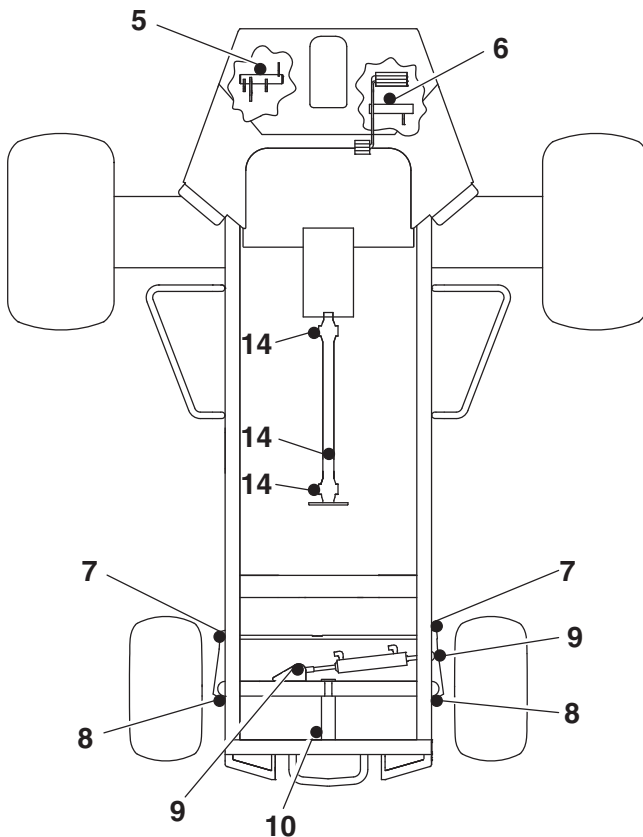
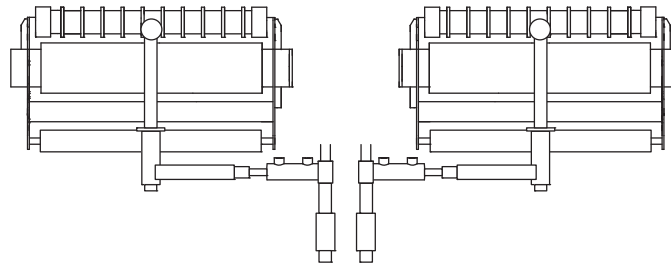
*** Inspect visible hoses and tubes for leaks or oil marks.

See Jacobsen Filters and Fluids Section for specific part number information

Maintenance and Lubrication Charts



Grease points same for all reels



Grease Fittings

F1 - 50 Hours (Every Week)

- 1 Swivel Housing
- 2 Lift Arm
- 3 Lift Cylinders
- 4 Lift Arm Pivot
- 5 Brake Pedal Pivot
- 6 Traction Pedal Pivot
- 7 Ball Joint
- 8 Steering Pivot
- 9 Steering Cylinder
- 10 Axle Pivot

F2 - 100 Hours

- 11 Reel Bearing Cavity
- 12 Front Roller
- 13 Rear Roller
- 14 U-joint Driveshaft

F3 - 250 Hours

- 15 Motor Spline

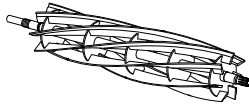
■ Order from whole goods

▲ Never Out Part

For more information, visit www.jacobsenparts.com

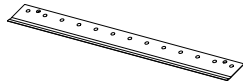


Reels



Part No.	Description
▲ 5003053	7 Blade LH (LF550) (RF, C, RR)
▲ 5003054	7 Blade Reel RH (LF550) (LF, LR)
2810471	9 Blade Reel (LF570) (All)
▲ 2810472	11 Blade Reel (LF570) (All)

Bedknives



Part No.	Description
▲ 5003150	Bedknife, Medium Section (LF550 Only)
▲ 503460	Bedknife, Heavy Section

See service knives section for additional bedknife option

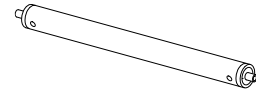
MAGKnife Bedknives

Part No.	Description
4165260	Kit, MAGKnife Light Fairway
4161082	Kit, MAGKnife
4131005	22" MAGKnife, Medium Section
4131010	22" MAGKnife Heavy Section

Filters

Part No.	Description
▲ 557759	Engine Oil
▲ 2500809	Fuel Filter Element
▲ 5000919	Air Cleaner Element
▲ 2811255	Charge Filter Element
▲ 557772	Return Filter

Rollers



Part No.	Description
▲ 1003728	22" Smooth Roller
▲ 123268	22" Grooved Roller
▲ 1000770	Rear Roller

See roller section for parts breakdown.

Other Parts

Part No.	Description
▲ 3004882	Seal, Excluder
▲ 367029	Locknut (Jam)
▲ 3000983	Seal, Excluder
▲ 345510	Spacer
▲ 3005156	Sleeve, Wear
▲ 3001656	Seal, Grease
▲ 3001762	Sleeve, Wear
▲ 338647	Seal, Oil
▲ 3005692	Knob, Roller Adjust
▲ 458013	Truarc Ring
▲ 1002224	Bolt, Zerk
▲ 3000698	Washer
▲ 3010470	Spring, Urethane
▲ 315298	Bolt, Wheel 7/16 x 3/4"
▲ 5000625	Bearing Assembly
▲ 4166860	Coupler
▲ 3007798	Pin, Lock
▲ 3006539	Bushing
▲ 471214	Grease Fitting, Straight
▲ 3010489	Bushing
▲ 3006030	Seal, Excluder
▲ 412503	Screw, 3/8-16 x 1-1/4" Square Head
▲ 3009892	Spacer, Cup
▲ 343616	Stud
▲ 445801	Nut, 5/8-18 Hex Jam Nut
▲ 366870	Bushing, Pivot Yoke
361648	Washer
▲ 5002151	Kit, Spring Washer
362643	Spacer
▲ 500596	Bearing
▲ 5003031	Seal Kit, Motor
▲ 1002226	Bolt, Zerk
▲ 3008432	Cap, Swivel Housing
▲ 5002477	Roller Bearing
▲ 364900	Nut
▲ 361117	Bushing

Use GreensCare™ 68 or

5003103 - 5 Gallon Pail

5003102 - 55 Gallon Drum

GreensCare™ 68 Plus

4219860 - 5 Gallon Pail

500 Hour Service Kit

4199043 - All filters included in 500 Hour Service Kit

Maintenance and Lubrication Charts



WARNING

Before you clean, adjust, or repair this equipment, disengage all drives, lower implements to the ground, engage parking brake, stop engine and remove key from ignition switch to prevent injuries

1. Always clean grease fittings before and after lubrication.
2. Lubricate with grease that meets or exceeds NLGI Grade 2 LB specifications. Apply grease with a manual grease gun and fill slowly until grease begins to seep out. Do not use compressed air.
3. For smooth operation of pivot points and other friction points, apply several drops of SAE 30 oil every 50 hours or as required.
4. Remove wheels and repack bearings once a year.

Recommended Service and Lubrication Intervals

	Every 8-10 Hours	Every 50 Hours	Every 100 Hours	Every 250 Hours	Every 400 Hours	Every 500 Hours	Every 1000 Hours	Yearly	Notes
Air Cleaner			AR					R	5000919
Battery Charge			I						
Belt	I-A*		I-A			R			
Brake		I-A*		A					
Cooling System	I-C-A							R	
Engine Oil	I	R*	R						
Engine Oil Filter		R*	R						557759
Fuel Lines and Clamps		I							
Fuel Filter					R				2500809
Grease Fittings - F1		L							
Grease Fittings - F2			L						
Grease Fittings - F3				L					
Hydraulic Hoses and Tubes	I***			I					
Hydraulic Oil		I-A				R**			
Hydraulic Oil Filters		R*				R-AR			2811255 and 557772
Muffler and Exhaust				I					
Radiator Screens	I-C/AR								
Tires		I-A							
Steering System		I*		I-A					
Wheel Bearings								L	
Wiring		I*		I					

A - Add or Adjust C - Clean I - Inspect L - Lubricate R - Replace AR - As Required

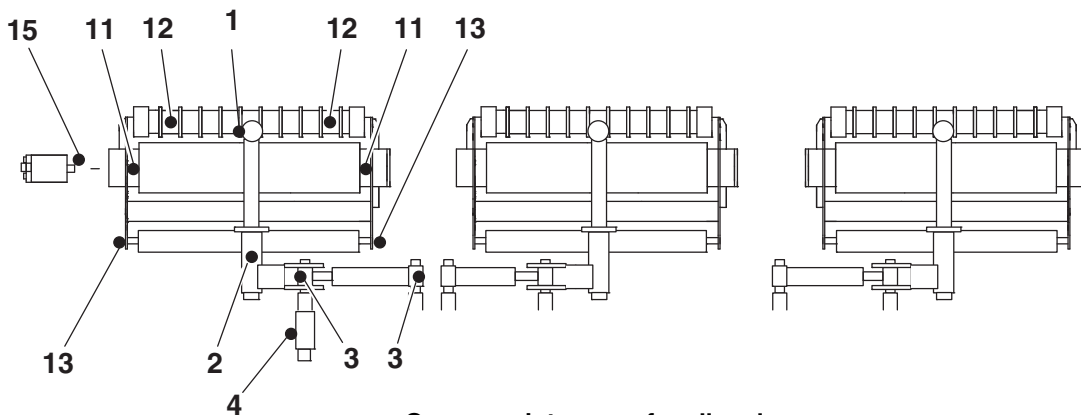
* Indicates initial service for new machines.

** Or Yearly whichever comes first.

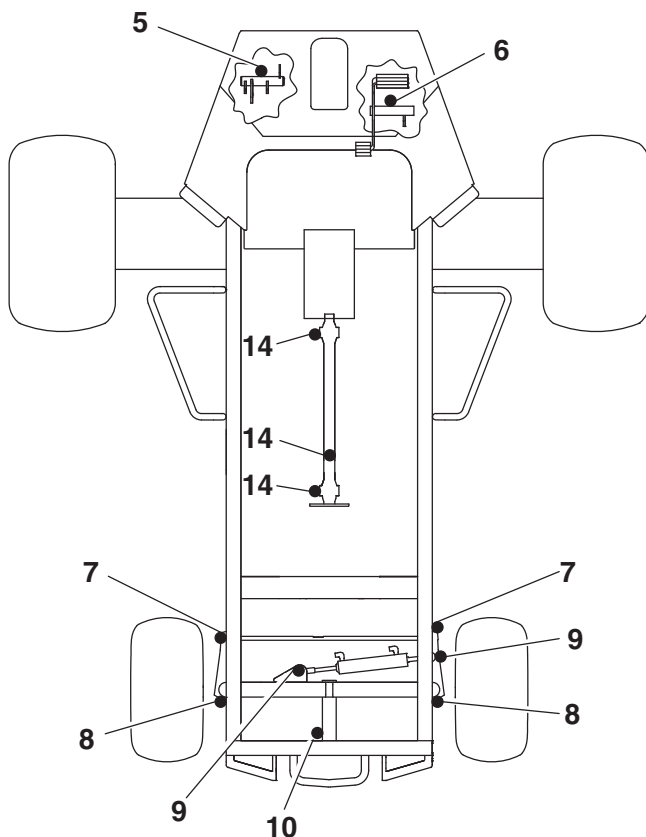
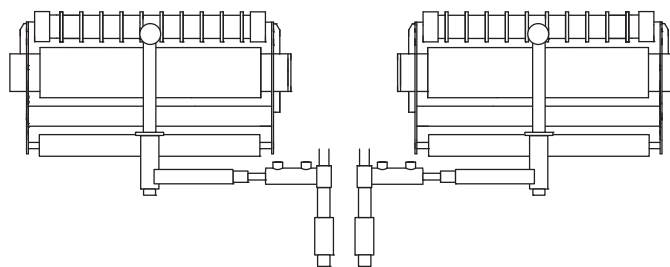
*** Inspect visible hoses and tubes for leaks or oil marks.

See Jacobsen Filters and Fluids Section for specific part number information

Maintenance and Lubrication Charts



Grease points same for all reels



Grease Fittings

F1 - 50 Hours (Every Week)

- 1 Swivel Housing
- 2 Lift Arm
- 3 Lift Cylinders
- 4 Lift Arm Pivot
- 5 Brake Pedal Pivot
- 6 Traction Pedal Pivot
- 7 Ball Joint
- 8 Steering Pivot
- 9 Steering Cylinder
- 10 Axle Pivot

F2 - 100 Hours

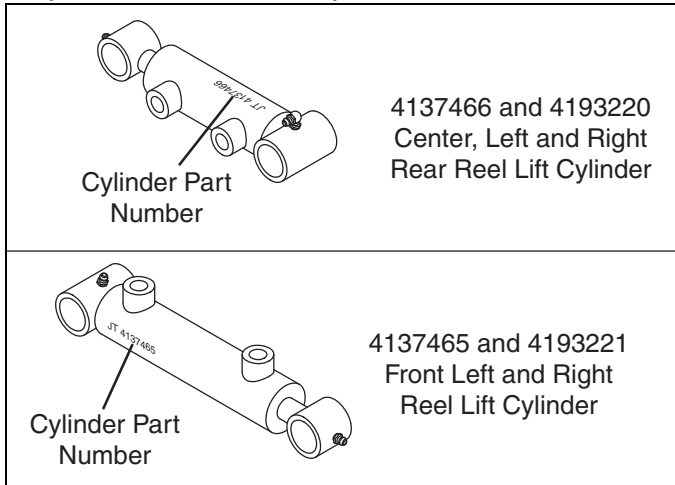
- 11 Reel Bearing Cavity
- 12 Front Roller
- 13 Rear Roller
- 14 U-joint Driveshaft

F3 - 250 Hours

- 15 Motor Spline

LF510/550/570/3400/3800/4675/4677 Lift Cylinders

To determine the proper seal kit required to repair lift cylinders, the part number of the cylinder must be identified. Locate the part number stamped in the cylinder body, near the base end of cylinder.



Lift Cylinders 4137465 and 4137466

Hydraulic Cylinder 4137465 and 4137466 must use seal kit 4137139.

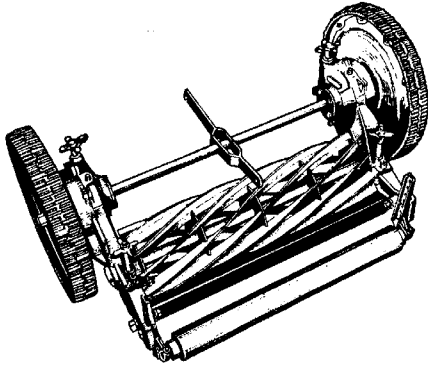
Lift Cylinder 4193220

Hydraulic Cylinder 4193220 must use seal kit 4194020.

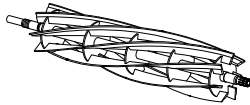
Lift Cylinder 4193221

Hydraulic Cylinder 4193221 must use seal kit 4194460.

Fairway and Blitzer Mowers (71105, 71351 & 73105)

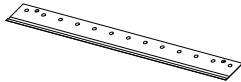


Reels



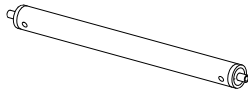
Part No.	Description
502673	30" – 5 Blade (Blitzer)
2500540	30" – 6 Blade (Fairway)
502676	30" – 5 Blade (Fairway)
2500542	30" – 10 Blade (Fairway)

Bedknives



Part No.	Description
▲ 325163	30" Single Edge

Rollers



Part No.	Description
▲ 132506	30" Solid (Fairway)

See Roller Section for service parts breakdown.

Wheel Accessories

70087 - 18" Steel Wheel (Used on Fairway and Blitzer Mowers)

Part No.	Description
203987	Rim, Wheel
315938	Disc, Wheel

70088 - 4.00 x 17 Semi-Pneumatic (Used on Fairway Mowers)

Part No.	Description
329120	Disc, Wheel
344137	Tire, 4.00 x 17

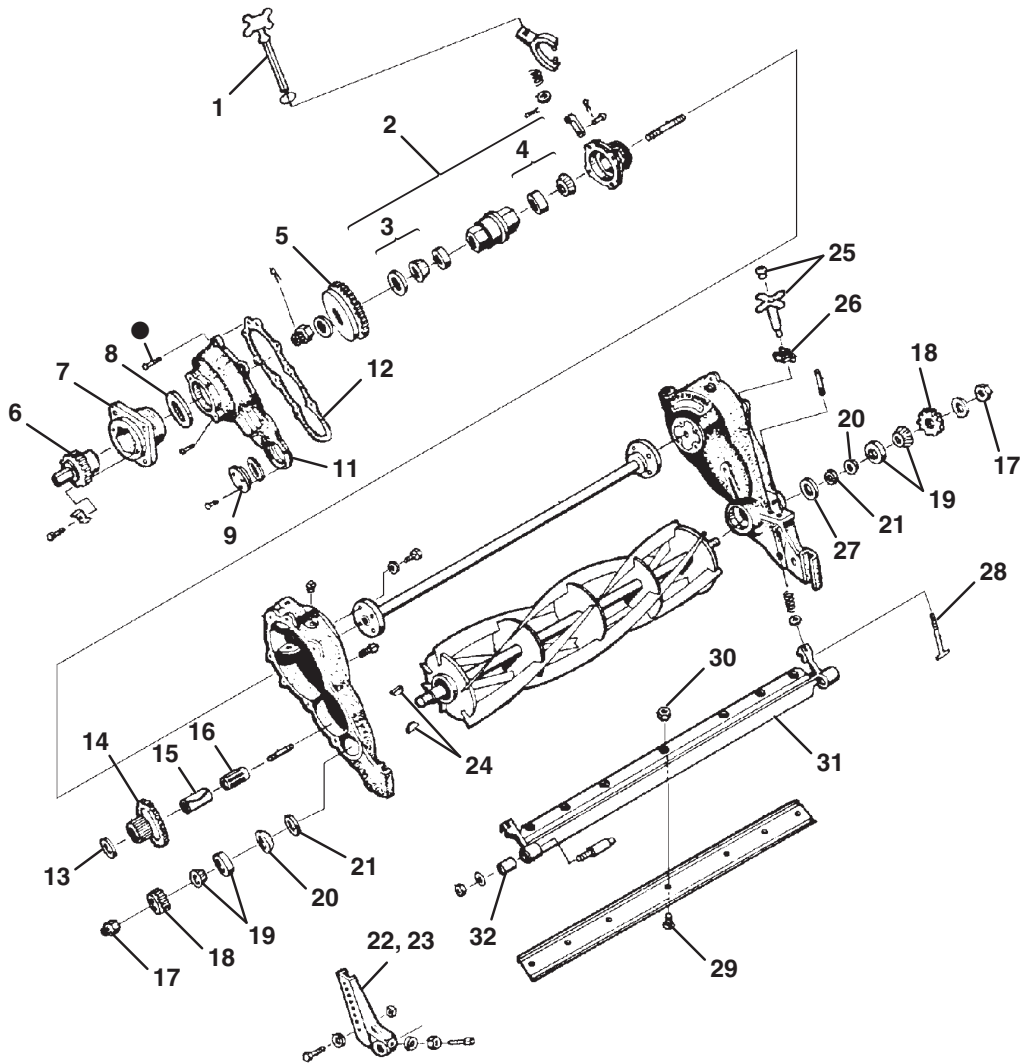
70089 - 17" Steel Wheel (Used on Fairway Mowers)

Part No.	Description
203992	Rim, Wheel
315939	Disc, Wheel

70086 - 4.00 x 20 Semi-Pneumatic Wheel (Used on Fairway and Blitzer Mowers)

Part No.	Description
336054	Disc, Wheel
316482	Tire, 4.00 x 2.00

Fairway & Blitzer Cutting Unit (71105, 71351 & 73105)



Item	Part No.	Description
1	153215	Handle, Clutch
2	500236	Cylinder, Wheel (Incl. Items 3 and 4)
● 3	500533	Roller Bearing Cup, Cone and Ring
▲● 4	500534	Wheel Bearing, Cup & Cone
5	220275	Gear, Main
6	204119	Cap, Hub
7	203984	Hub, Ground Wheel
● 8	315967	Seal, Cover
9	352635	Cap, Cover
▲● 10	315876	Gasket
11	203986	Cover, Housing
▲● 12	315928	Gasket, Cover
13	3009548	Washer
14	331834	Gear, Intermediate
● 15	315978	Sleeve, Roller Bearing
▲● 16	315977	Bearing, Roller
▲ 17	367029	Locknut
18	315843	Pinion, Reel

Item	Part No.	Description
● 19	500711	Bearing, Cup and Cone
● 20	315872	Seal
▲● 21	315873	Washer, Seal
22	500763	Roller Bracket, L.H. (Fairway)
23	500764	Roller Bracket, R.H. (Fairway)
▲ 24	315877	Key, Pinion
▲ 25	500548	Handle, Adjusting
26	315964	Spring, Friction
27	315910	Spacer, R.H. Side Only
▲ 28	315965	Screw, Adjusting (Fairway)
28	332516	Screw, Adjusting (Blitzer)
▲ 29	3007308	Screw, 3/8-24 x 3/4 Flat Hd.
▲ 30	4184653	Nut, 3/8-24 Hex
▲ 31	315909	Stud-Bedknife Backing
32	545723	Bushing

● Included in Cutting Unit Overhaul Kit 503548.

■ Order from whole goods

▲ Never Out Part

For more information, visit www.jacobsenparts.com

B-40 Plus Blower (85040 & 85041)



Misc. Parts

Part No.	Description
1003711	Wheel
▲ 500534	Bearing
155517	Yoke
6114025	Shaft, Fan
81-B054.BUF	Belt (B-40 Plus)
347505	Bearing Pillowblock
▲ 347490	Drive Chain (Original B-40)



GROOM MASTER II

Part No.	Description
▲ 4128888	Switch, Ignition
4130132	Switch, Light
▲ 158135-01	Switch, Seat
▲ 4125831	Switch, Brake
▲ 4125831	Switch, Neutral
▲ 503660	Brake Pads
▲ 338289	Solenoid, Fuel (Diesel)
4193880	Relay
4136880	Circuit Breaker, 12V - 80A (Gas)
▲ 838007	Belt, Drive
4139604	Seal Kit for 4117884
4138512	Steering Cylinder
▲ 4137139	Seal Kit for 4138512 Steering Cylinder
891272	Cylinder, Rake Lift
891609	Seal Kit for 891272 Cylinder
552971	Oil Plug
2809951	Gasket

GROOM MASTER (Gas)

Part No.	Description
▲ 108046	Filter, Hydraulic
148077	Filter, Air
842506	Filter, Pre-Cleaner
▲ 5000441	Filter, Air
842511	Filter, Engine Oil
842512	Filter, In-Line Fuel
842515	Spark Plug

Filters (Gas)

Part No.	Description
▲ 5000440	Oil Filter
▲ 5000441	Air Filter
▲ 5000436	Fuel Filter
▲ 5000913	Air Filter

GROOM MASTER (Diesel)

Part No.	Description
▲ 108046	Filter, Hydraulic
148077	Element, Air Filter
▲ 550489	Element, Fuel Filter
5001182	Filter, In-Line Fuel
888921	Filter, Engine Oil

Filters (Diesel)

Part No.	Description
▲ 5002644	Oil Filter
▲ 5000913	Air Filter
▲ 550489	Fuel Filter
108046	Hydraulic Filter

Use GreensCare™ 68 or
5003103 - 5 Gallon Pail
5003102 - 55 Gallon Drum

GreensCare™ 68 Plus
4219860 - 5 Gallon Pail



Mower Parts

Part No.	Description
4234740	Tire, 16 x 7.50-8, 4 Ply (C417D, C420G, T436G, T422D, GW224, DW224, T423D, T428D & T445G)
4236020	Tire, 18 x 9.5-8 Steering (DW220, GA200 & GA180)
▲ 501150	Brake Shoe Set
131917	Throttle Control (C417D)
131919	Throttle Control (C420G)
131311	Throttle Control (T320G, GA200 & GA180)
132259	Throttle Control (C318G)
131476	Throttle Control (GW224)
130956	Throttle Control (DW224 & DW220)
3007602	Throttle Control (T423D & T428D)
3004432	Throttle Control (T445G)
▲ 5002503	Ignition Switch
3004374	Engine Fan Belt (T423D, T428G & T445G)
337442	Engine Fan Belt (T422D & DW224)
338521	Engine Fan Belt (T436G)
554119	Engine Fan Belt (C417D & C420G)

Cutter Bars

Part No.	Description
▲ 390514	Bar, Cutter, 60"
3001837	Bar, Cutter, 60" Mulcherizer
▲ 390515	Bar, Cutter, 72"
3001838	Bar, Cutter, 72" Mulcherizer

3 required per deck

Deck Parts

Part No.	Description
▲ 164037	Spindle Hub, 60"
163996	Spindle Hub, 60" Mulcherizer and 72"
350759	Bearing, Cutter Shaft
▲ 358671	Ring, Nilos, Cutter Shaft
337547	Shaft, Cutter, 60" Side Discharge
337341	Shaft, Cutter, 60" Rear Mulcherizer & 72"
▲ 220292	Adapter, Bar, 60" Side Discharge
390264	Drive Belt, 60"
3002509	Drive Belt, 60" Mulcherizer
▲ 390457	Drive Belt, 72"
500895	Screw & Lockwasher, Cutter Bar
▲ 400264	Screw, 3/8-16 x 1-1/4, Adapter
445796	Nut, 3/8-16 Spiralock, Adapter
▲ 163425	Roller, 72"

Filters

C417D	C420G	T422D, 4WD	T423D & T428D	T445G	Description
▲554011	▲554011	550556	▲557759	5000598	Engine Oil
▲549597	▲549597	▲558022	▲549597	▲549597	Hydraulic Oil
▲502619	▲502619	549593	▲5000919	▲5000919	Air
▲550489	▲5001182	▲550489	▲2500809	5000599	Fuel



Mower Parts

Part No.	Description
162720	Gauge, Water Temp
2812294	Switch, Ignition (Diesel)
▲ 2811488	Switch, Ignition (Gas)
337713	Cable, Choke (Gas)
▲ 4140149	Switch, Proximity
4242524	Tire, Front
4234740	Tire, Rear
▲ 346149	Steering, Bushing
1002858	Throttle Cable, (Diesel)
1003991	Throttle Cable, (Gas)
1003400	Left Brake Assembly
1003399	Right Brake Assembly

Filters

Diesel	Gas	Description
▲ 557759	5003069	Engine Oil
▲ 5002892	5002892	Hydraulic Oil (Return)
▲ 5000919	5000913	Air
▲ 4216242	5003070	Fuel

Blades

Part No.	Description
▲ 3007759	Bar, Rotary Cutter, 60" Deck (3 required)
▲ 3007760	Bar, Rotary 72" Deck (3 required)
3001842	Bar, Rotary Mulcher (3 required)
5001085	Blade Kit, Flail

Deck Parts

Part No.	Description
▲ 163425	Roller - 60" Deck
400406	Screw, Cutter Bar
1003664	Pulley Assembly, 60" Deck
PL7540	Wheel, Roller 72" Deck
163302	Roller, 72" Deck
1003663	Pulley Assembly
338548	Belt Drive, Flail
4252390	Wheel and Tire
1003998	Wheel and Tire Solid, 60" Deck
▲ 4263176	Wheel and Tire, 60" Deck
▲ 1004000	Wheel and Tire, Solid 72" Deck
4252390	Wheel and Tire, Pneumatic Tire 72" Deck

Pneumatic Caster Wheel Accessory for 72" Deck

Part No.	Description
131529	Spindle
549635	Bushing, Wheel, White
553720	Bushing, Wheel, Gray
363233	Valve, Inflation
4250772	Tire
4252392	Wheel, Gray
▲ 3003207	Shaft, Caster Wheel
▲ 4185640	Wheel and Tire, Gray

Solid Caster Wheel Accessory for 72" Deck

Part No.	Description
131391	Spindle
2500684	Roller Bearing
553568	Bushing
▲ 1004000	Wheel & Tire, Gray
3003210	Shaft, Caster Wheel

Pneumatic Caster Wheel Accessory for 60" Deck

Part No.	Description
▲ 1003999	Wheel and Tire, Gray
360111	Valve Stem
▲ 551437	Stopwasher
551438	Roller Bearing
▲ 551439	Seal
▲ 551440	End Cap
551436	Tire, 9 x 3.5 x 4
3003209	Shaft, Caster Wheel

Solid Caster Wheel Accessory for 60" Deck

Part No.	Description
131177	Spindle (Rear Discharge)
130971	Spindle (Side Discharge)
1003998	Wheel and Tire, Gray
▲ 553720	Bushing
2500685	Roller Bearing
3003208	Shaft, Caster Wheel

TurfCat 600 Series (946713, 946714, 69168, 69169, 69175 & 69176)



Fine Cut Flail

Part No.	Description
5001085	Blade Kit
3002833	Blade, Double Sided
362226	Shackle
365769	Spacer
400234	Screw, 5/16-24 x 2" Hex Head
452006	Flat Washer, 5/16
444756	Locknut, 5/16-24 Hex Center
362229	Bearing, Rotor
338548	Belt, Drive
131596	Yoke, Caster Wheel
4252390	Caster Wheel Assembly
4250772	Tire, 11 x 4-5
4252392	Wheel and Bearing
4252394	Caster Wheel Bearings

5001085 Blade Kit includes 144 blades, 144 flat washers, 144 spacers, 72 shackles, 72 screws and 72 Locknuts.

Deck Parts

Part No.	Description
2196167.2	Caster Wheel Yoke
▲ 4250770	Caster Wheel
4250772	Caster Wheel Tire
2722228-03	Caster Wheel Bearings
▲ 2722230-01	Caster Wheel Spacer Bushing
▲ 64163-22	Spacer 1/2", HOC
▲ 64163-07	Spacer 1/4", HOC
▲ 4131977	Blade Spindle Assembly
▲ 38348-01	Spindle Bearings
▲ 198027	Spindle Pulley, 6"
▲ 33049-05	Blade Bolt
▲ 64209-03	Blade Bolt Spring Washer
▲ 64025-16	Nut, Blade Bolt
2198121	Belt (Use on 60" decks)
▲ 198037	Belt (Use on 63" decks)
▲ 2720948	Belt (Use on 72" decks)

Blades

Part No.	Description
▲ 112243-03	60" Rear Discharge Deck 21"
▲ 112111-05	63" Side Discharge Deck 22"
▲ 112243-04	72" Side Discharge Deck 25"
▲ 112111-04	72" Side Discharge Deck 25" High Lift
▲ 2192502-01	60" Envirodeck - Upper Blade
112243-03	60" Envirodeck - Lower Blade
▲ 2192502-02	72" Envirodeck - Upper Blade
112243-04	72" Envirodeck - Lower Blade

3 required per deck

Filters

Part No.	Description
▲ 557759	Engine Oil
▲ 5000919	Engine Air
▲ 5001182	Engine Fuel - Inline
▲ 2721539-01	Engine Fuel
▲ 178025	Hydraulic (946713 & 714 Hydraulic Drive)
885249	Hydraulic (946718 & 719 Hydraulic Drive)

Other Parts

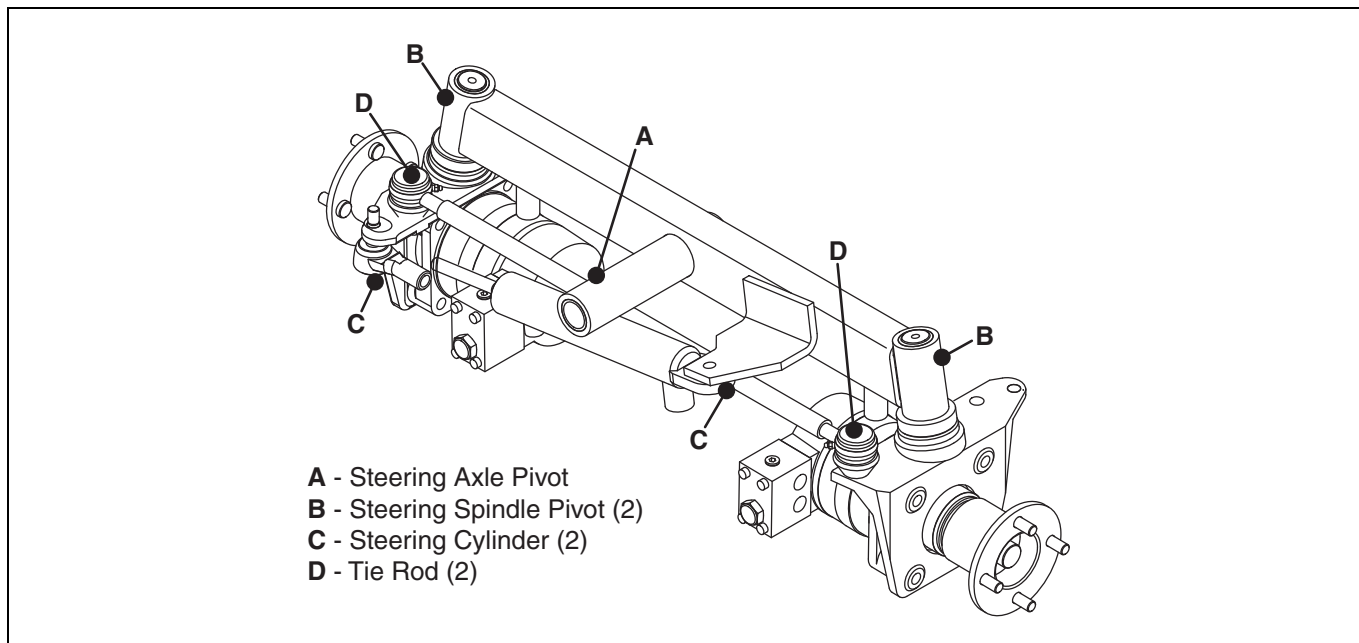
Part No.	Description
2721526	Air Cleaner Hose
2721511	Radiator Hose - Upper
2721519	Radiator Hose - Lower
▲ 4174684	Switch, PTO
4252528	Tire - Rear 4wd
4236020	Tire - Rear 2wd
4249870	Tire - Front
5003192	Shoe Repair Kit (946713 & 714 Hydraulic Drive)
824573	Brake Shoe Kit (946718 & 719 G.B. Drive)
▲ 2198158	Belt - Traction Drive (946718 & 719 G.B. Drive)
▲ 548942	Pulley - Traction Drive (946718 & 719 G.B. Drive)

Cabs are offered for either Dealer installation or factory installed. Your Dealer can provide you with more information.

TurfCat 600 Series (946713, 946714, 69168, 69169, 69175 & 69176)

Maintenance and Lubrication Charts

1. Always clean the grease fitting before and after lubricating.
2. Lubricate with grease that meets or exceeds NLGI Grade 2 LB specifications. Apply grease with a manual grease gun and fill slowly until grease begins to seep out. Do not use compressed air guns.
3. Periodically apply a small amount of lithium based grease to the seat runners.
4. For smooth operation of all levers, pivot points and other friction points that are not shown on the lubrication chart apply several drops of SAE 30 oil every 40 hours or as required.
5. Grease fittings every 40 hours.



ROTARY MOWERS

TurfCat 600 Series (946713, 946714, 69168, 69169, 69175 & 69176)

Recommended Service and Lubrication Intervals

	Every 8-10 Hours	Every 50 Hours	Every 100 Hours	Every 250 Hours	Every 400 Hours	Every 500 Hours	Every 1000 Hours	Yearly	Notes
Air Filter	I				R**			R	5000919
Battery Charge			I						
Belts (Alternator and Deck)	I-A*		I-A			R			
Brake		I-A*		A					
Cooling System	I-C-A							R	
Electrical System		I*		I					
Engine Oil (Diesel)	I	R*	R						
Engine Oil Filter		R*	R						557759
Fuel System		I						C****	
Fuel Filter					R				5001182
Fuel Water Separator	I								
Grease Fittings - All		L							
Hydraulic Hoses and Tubes	I***			I					
Hydraulic Oil	I-A				R				
Hydraulic Oil Filter	I			R					178052
Interlock System	I-A								
Muffler and Exhaust	I			I					
Radiator Screens	I-C/AR								
Tires	I-A								

A - Add or Adjust C - Clean I - Inspect L - Lubricate R - Replace AR - As Required

* Indicates initial service for new machines.

** Sooner for dirty operating conditions.

*** Inspect visible hoses and tubes for leaks or oil marks.

**** Drain and clean fuel tank.

See Jacobsen Filters and Fluids Section for specific part number information.

Caster Wheel Assembly (2811831)



Part No.	Description
▲ 500534	Bearing Kit
▲ 346883	Side Bushing
5003197	Seal
2811850	Bushing

Other Parts

Part No.	Description
3006632	Radiator Hose - Upper
2810158	Radiator Hose - Lower
3006634	Air Cleaner Hose to Engine
1002954	Joystick
2809790	Handle, Replacement
4242582	Front Tires
4236061	Rear Tires
▲ 4174241	Throttle Cable
365943	Gauge, Fuel
▲ 3005121	Water Temp.
▲ 2811488	Ignition Switch
▲ 4174684	Switch, PTO
4117230	Replacement Kit, PTO Switch
503308	Disk Brake, RH
2500722	Disk Brake, LH

Cutting Deck

Part No.	Description
1003403	Spindle, Caster Wheel, Swiveling
4263176	Caster Wheel Assembly, Swiveling
2811831	Caster Wheel Assembly, Non-Swiveling
▲ 5003763	Deck Motor Seal Kit
PL7540	Wheel, Anti Scalp
2811854	Spindle, Caster Wheel, Non-Swiveling
▲ 400410	Screw (Left Wing & Rear)
▲ 401237	Screw (Right Wing)
▲ 3007764	Washer, Blade

Filters

Part Nos.	Description
▲ 5000919	Air Filter
▲ 557759	Engine Oil Filter
▲ 2811255	Charge Hydraulic Filter
▲ 557772	Return Hydraulic Filter
▲ 2500809	Fuel Filter

Blades

Part No.	Description
▲ 3010550	Bar, Rotary Blade (LH & Rear) (4 required)
▲ 3010551	Bar, Rotary Blade (RH) (2 required)
▲ 3008388	Blade Adapter

Caster Wheel Assembly (1003999)

Part No.	Description
▲ 551440	Cap End
▲ 551439	Seal
551438	Bearings
▲ 551437	Stop Washers



Other Parts

Part No.	Description
4250772	Tire, Caster Wheel
4242524	Tire, 23 x 10.5-12, Steering
4242582	Tire, 26 x 12-12, Drive
▲ 5002503	Switch, Ignition
5000039	Ignition Key
▲ 162723	Hourmeter
162721	Voltmeter
▲ 3005121	Water Temperature Gauge
557381	Belt, Fan
365943	Fuel Gauge
339027	Tachometer
4122175	Steering Arm Kit
▲ 366566	Cable, Transport Release
365963	Relay

Cutting Deck

Part No.	Description
▲ 1001885	Blade Adapter
▲ 400410	Screw, 1/2-13 x 1-3/4 (Blade to Motor)
▲ 446154	Lockwasher, 1/2 Hvy
▲ 400264	Screw, 3/8-16 x 1-1/4 (Blade to Adapter)
▲ 446142	Lockwasher, 3/8 Hvy
▲ 443110	Nut, 3/8-16
4113678	Deck Height Guide Repair Kit
▲ 5002583	Caster Wheel Bearing
▲ 553720	Caster Wheel Bearing Flanged
▲ 365772	HOC Spacers
▲ 366593	HOC Spacers
▲ 131717	Caster Wheel Yoke
▲ 366562	Anti-Scalp Wheel
▲ 163425	Anti-Scalp Roller Front Deck
▲ 557376	Motor Guard Disk - Nylon
▲ 5002714	Bottom Seal & O-Rings
503223	Top End Overhaul Kit
▲ 557519	Complete Overhaul Seal Kit

Filters

Part Nos.	Description
▲ 4113986	Engine Oil
▲ 555771	Hydraulic Oil - Return
▲ 2811255	Hydraulic Oil - Charge
▲ 549633	Air
▲ 557619	Fuel

Blades

Part No.	Description
▲ 391039	Cutter Blade, CW (4 required)
▲ 391040	Cutter Blade, CCW (3 required)
3009847	High Lift Cutter Blade, CW (4 required)
3009848	High Lift Cutter Blade, CCW (3 required)



Cutting Deck

Part No.	Description
▲ 1001885	Blade Adapter
▲ 400410	Screw, 1/2-13 x 1-3/4 (Blade to Motor)
▲ 446154	Lockwasher, 1/2 Hvy
▲ 400264	Screw, 3/8-16 x 1-1/4 (Blade to Adapter)
▲ 446142	Lockwasher, 3/8 Hvy
▲ 443110	Nut, 3/8-16
4252394	Bearing, Roller
4233963	Bushing
3003207	Shaft, Caster Wheel
▲ 365772	Spacer, Cutting Height
▲ 366593	Spacer, Caster Wheel
▲ 131717	Caster Wheel Yoke
4252390	Caster Wheel, 11 x 4 x 5
▲ 3004894	Pin, Klick Type
▲ 366562	Anti-Scalp Wheel
▲ 367140	Spacer, Wheel
▲ 163425	Anti Scalp Roller Front Deck

Filters

Part Nos.	Description
▲ 4113986	Engine Oil
▲ 555771	Hydraulic Oil - Return
▲ 2811255	Hydraulic Oil - Charge
▲ 549633	Air (R-311)
4133820	Air Filter, Primary (R-311T)
4133821	Air Filter, Secondary (R-311T)
▲ 557619	Fuel

Blades

Part No.	Description
▲ 4186582	Cutter Blade, CW (3 required)
▲ 4186581	Cutter Blade, CCW (4 required)
3009847	Cutter Blade, CW High Lift (3 Required)
3009848	Cutter Blade, CCW High Lift (4 Required)

Other Parts

Part No.	Description
2811453	Care Free Tire Kit
4194160	Light Kit
4250772	Tire, 11 x 4 - 5NHS 4 Ply
4242524	Tire, 23 x 10.5-12, Steering
4242582	Tire, 26 x 12-12, Drive
▲ 5002503	Switch, Ignition
5000039	Ignition Key
▲ 162723	Hourmeter
162721	Voltmeter
▲ 3005121	Water Temperature Gauge
3001372	Switch, PTO
▲ 4134323	Belt, Fan Used on engines with 3-7/8 in. (99 mm) fan pulley.
4202300	Belt, Fan Used on engines with 4-11/16 in. (119 mm) fan pulley.
500562	Cross Kit
315298	Bolt, Wheel 7/16 x 3/4"
4140149	Switch, Proximity
4125831	Switch, Proximity
365963	Relay

Cabs are offered for either Dealer installation or factory installed. Your Dealer can provide you with more information.

R-311 (69166) and R-311T (69171)

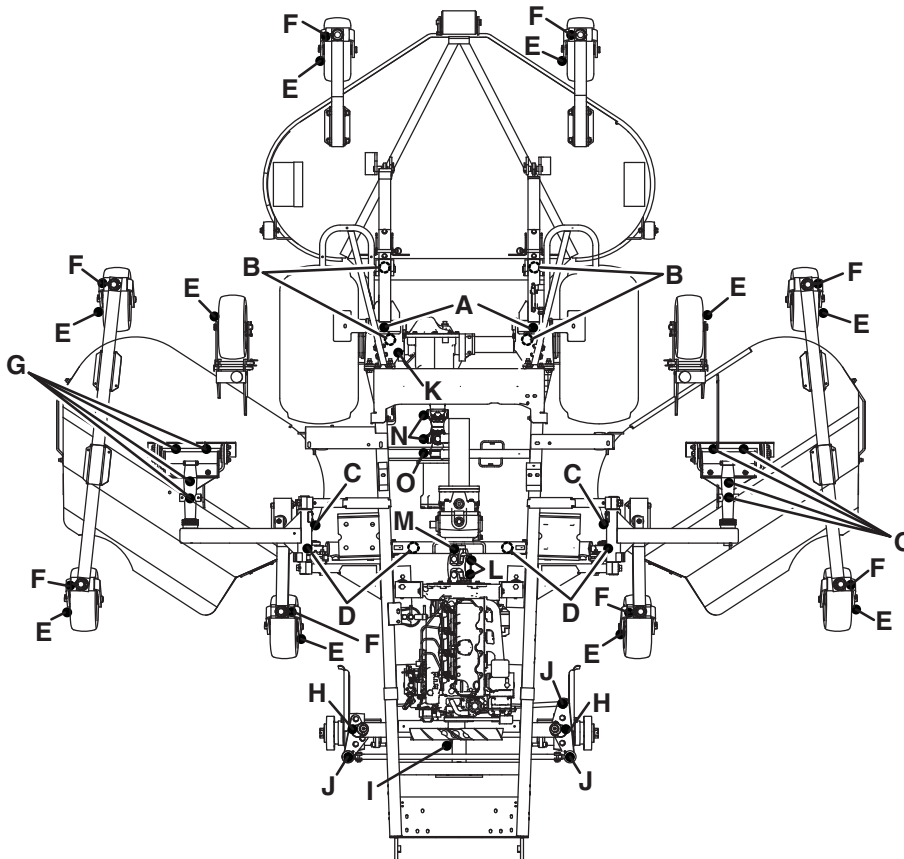
Maintenance and Lubrication Charts

WARNING

Before you clean, adjust, or repair this equipment disengage all drives, lower implements to the ground, engage parking brake, stop engine, and remove key from ignition switch to prevent injuries.

1. Always clean the grease fitting before and after lubricating.

2. Lubricate with grease that meets or exceeds NLGI Grade 2 LB specifications. Apply grease with a manual grease gun and fill slowly until grease begins to seep out. Do not use compressed air guns.
3. Periodically apply a small amount of lithium based grease to the seat runners.
4. For smooth operation of all levers, pivot points and other friction points that are not shown on the lubrication chart apply several drops of SAE 30 oil every 40 hours or as required.
5. Grease fittings every 25 hours.



Description

- A Front mower arm pivot
- B Front lift cylinders
- C Wing mower arm pivot
- D Wing mower lift cylinders
- E Caster Wheels
- F Caster Arms
- G Deck Pivot Housing

Fittings

- (2)
- (4)
- (2)
- (4)
- (10)
- (8)
- (8)

- H Steering Axle Spindle Housing (2)
- I Steering Axle Pivot (1)
- J Steering Axle Ball Joints (4)
- K Brake Pedal Pivot (1)
- L Pump Drive Shaft Crosses (2)
- M Pump Drive Shaft Spline (2)
- N Axle Drive Shaft Crosses (2)
- O Axle Drive Shaft Spline (1)

Recommended Service and Lubrication Intervals

	Every 8-10 Hours	Every 25 Hours	Every 100 Hours	Every 250 Hours	Every 400 Hours	Every 500 Hours	Every 1000 Hours	Yearly	Notes
Air Filter (Cab)	I			R					
Air Filter (Engine)	I							R****	549633
Battery Charge		I							
Belts	I-A*	I-A				R			
Brake		I-A	A						
Cooling System	I-C-A							R	
Electrical System		I*	I						
Engine Oil	I	R*	R						
Engine Oil Filter		R*	R						4113986
Front Axle	I-A							R	
Fuel System		I							
Fuel Filter								R	557619
Grease Fittings - All	L	L	L			L			
Hydraulic Hoses and Tubes	I***			I					
Hydraulic Oil	I-A			R**					
Hydraulic Oil Filter (2)		R*		R****					2811225 and 555771
Muffler and Exhaust		I							
Radiator Screens	I-C/AR								
Tires	I-A	A							

A - Add or Adjust C - Clean I - Inspect L - Lubricate R - Replace AR - As Required

* Indicates initial service for new machines.

** Or every two years whichever comes first.

*** Inspect visible hoses and tubes for leaks or oil marks.

**** Or when service indicator light comes on.



Cutting Deck

Part No.	Description
▲ 1001885	Blade Adapter
▲ 400410	Screw, 1/2-13 x 1-3/4 (Blade to Motor)
▲ 446154	Lockwasher, 1/2 Hvy
▲ 400264	Screw, 3/8-16 x 1-1/4 (Blade to Adapter)
▲ 446142	Lockwasher, 3/8 Hvy
▲ 443110	Nut, 3/8-16
4252394	Bearing, Roller
4233963	Bushing
3003207	Shaft, Caster Wheel
▲ 365772	Spacer, Cutting Height
▲ 366593	Spacer, Caster Wheel
▲ 131717	Caster Wheel Yoke
4252390	Caster Wheel, 11 x 4 x 5
▲ 3004894	Pin, Klick Type
▲ 366562	Anti-Scalp Wheel
▲ 367140	Spacer, Wheel
▲ 163425	Anti Scalp Roller Front Deck

Filters

Part Nos.	Description
▲ 4113986	Engine Oil
▲ 555771	Hydraulic Oil - Return
▲ 2811255	Hydraulic Oil - Charge
4133820	Air Filter, Primary (R-311T)
4133821	Air Filter, Secondary (R-311T)
▲ 557619	Fuel

Blades

Part No.	Description
▲ 4186582	Cutter Blade, CW (3 required)
▲ 4186581	Cutter Blade, CCW (4 required)
3009847	Cutter Blade, CW High Lift (3 Required)
3009848	Cutter Blade, CCW High Lift (4 Required)

Other Parts

Part No.	Description
2811453	Care Free Tire Kit
4194160	Light Kit
4250772	Tire, 11 x 4 - 5NHS 4 Ply
4242524	Tire, 23 x 10.5-12, Steering
4242582	Tire, 26 x 12-12, Drive
▲ 5002503	Switch, Ignition
5000039	Ignition Key
▲ 162723	Hourmeter
162721	Voltmeter
▲ 3005121	Water Temperature Gauge
3001372	Switch, PTO
4202300	Belt, Fan
500562	Cross Kit
315298	Bolt, Wheel 7/16 x 3/4"
4140149	Switch, Proximity
4125831	Switch, Proximity
4193880	Relay, SPDT with Diode (3 Required)
4284035	Relay, SPDT with Resistor (2 Required)
365963	Relay, SPST with Diode (6 Required)

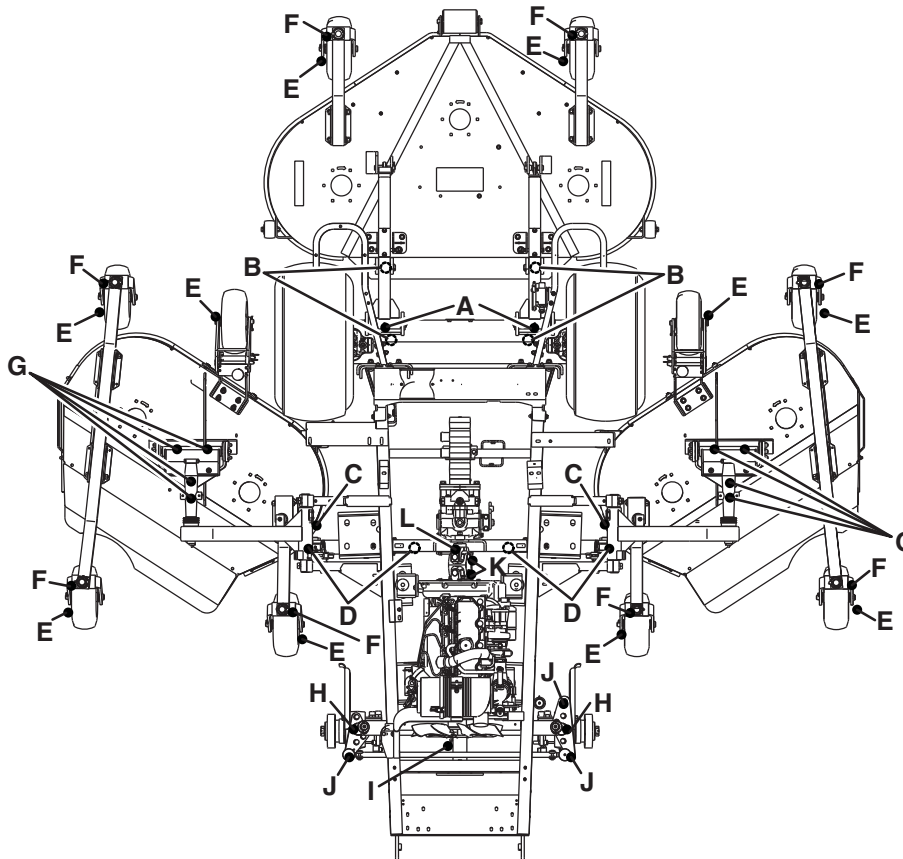
Cabs are offered for either Dealer installation or factory installed. Your Dealer can provide you with more information.

Maintenance and Lubrication Charts

WARNING

Before you clean, adjust, or repair this equipment disengage all drives, lower implements to the ground, engage parking brake, stop engine, and remove key from ignition switch to prevent injuries.

1. Always clean the grease fitting before and after lubricating.
2. Lubricate with grease that meets or exceeds NLGI Grade 2 LB specifications. Apply grease with a manual grease gun and fill slowly until grease begins to seep out. Do not use compressed air guns.
3. Periodically apply a small amount of lithium based grease to the seat runners.
4. For smooth operation of all levers, pivot points and other friction points that are not shown on the lubrication chart apply several drops of SAE 30 oil every 40 hours or as required.
5. Grease fittings every 25 hours.



Description

- A Front mower arm pivot
- B Front lift cylinders
- C Wing mower arm pivot
- D Wing mower lift cylinders
- E Caster Wheels
- F Caster Arms

Fittings

- (2)
- (4)
- (2)
- (4)
- (10)
- (8)

G Deck Pivot Housing

- H Steering Axle Spindle Housing
- I Steering Axle Pivot
- J Steering Axle Ball Joints
- K Pump Drive Shaft Crosses
- M Pump Drive Shaft Spline

- (8)
- (2)
- (1)
- (4)
- (2)
- (1)

Recommended Service and Lubrication Intervals

	Every 8-10 Hours	Every 25 Hours	Every 100 Hours	Every 250 Hours	Every 400 Hours	Every 500 Hours	Every 1000 Hours	Yearly	Notes
Air Filter (Cab)	I			R					
Air Filter (Engine)	I							R****	4133820 (Primary) 4133821 (Secondary)
Battery Charge		I							
Belts	I-A*	I-A				R			
Brake		I-A	A						
Cooling System	I-C-A							R	
Electrical System		I*	I						
Engine Oil	I	R*	R						
Engine Oil Filter		R*	R						4113986
Front Axle	I-A							R	
Fuel System		I							
Fuel Filter								R	557619
Grease Fittings - All	L	L	L			L			
Hydraulic Hoses and Tubes	I***			I					
Hydraulic Oil	I-A			R**					
Hydraulic Oil Filter (2)		R*		R****					2811225 and 555771
Muffler and Exhaust		I							
Radiator Screens	I-C/AR								
Tires	I-A	A							

A - Add or Adjust C - Clean I - Inspect L - Lubricate R - Replace AR - As Required

* Indicates initial service for new machines.

** Or every two years whichever comes first.

*** Inspect visible hoses and tubes for leaks or oil marks.

**** Or when service indicator light comes on.



Cutting Deck

Part No.	Description
▲ 1001885	Blade Adapter
▲ 400410	Screw, 1/2-13 x 1-3/4 (Blade to Motor)
▲ 446154	Lockwasher, 1/2 Hvy
▲ 400264	Screw, 3/8-16 x 1-1/4 (Blade to Adapter)
▲ 446142	Lockwasher, 3/8 Hvy
▲ 443110	Nut, 3/8-16
4252394	Bearing, Roller
4233963	Bushing
3003207	Shaft, Caster Wheel
▲ 365772	Spacer, Cutting Height
▲ 366593	Spacer, Caster Wheel
▲ 131717	Caster Wheel Yoke
4252390	Caster Wheel, 11 x 4 x 5
▲ 3004894	Pin, Klick Type
▲ 366562	Anti-Scalp Wheel
▲ 367140	Spacer, Wheel
▲ 163425	Anti Scalp Roller Front Deck

Filters

Part Nos.	Description
▲ 4113986	Engine Oil
▲ 555771	Hydraulic Oil - Return
▲ 2811255	Hydraulic Oil - Charge
4133820	Air Filter, Primary (R-311T)
4133821	Air Filter, Secondary (R-311T)
4297126	Element, Water Separator
▲ 4297133	Fuel

Blades

Part No.	Description
▲ 4186582	Cutter Blade, CW (3 required)
▲ 4186581	Cutter Blade, CCW (4 required)
3009847	Cutter Blade, CW High Lift (3 Required)
3009848	Cutter Blade, CCW High Lift (4 Required)

Other Parts

Part No.	Description
2811453	Care Free Tire Kit
69181	Light Kit
4250772	Tire, 11 x 4 - 5NHS 4 Ply
4242524	Tire, 23 x 10.5-12, Steering
4242582	Tire, 26 x 12-12, Drive
4283269	Switch, Ignition
4283654	Ignition Key
4270811	Combination Gauge
4174684	Switch, PTO
4297258	Belt, Fan
500562	Cross Kit
315298	Bolt, Wheel 7/16 x 3/4"
4140149	Switch, Proximity
4125831	Switch, Proximity
4221100	Relay, Glow Plug
4271134	Relay, Main and Starter
4193880	Relay, SPDT with Diode (3 Required)
4284035	Relay, SPDT with Resistor (2 Required)
365963	Relay, SPST with Diode (6 Required)

Engine Service Tools

Part No.	Description
4299832	Diagnostic CAN Reader (Vehicle CAN)
4299833	Diagmaster Tool Kit (Engine CAN)
4264471	Diagmaster USB Cable
4264472	Diagmaster Vehicle Cable

Cabs are offered for either Dealer installation or factory installed. Your Dealer can provide you with more information.

ROTARY MOWERS

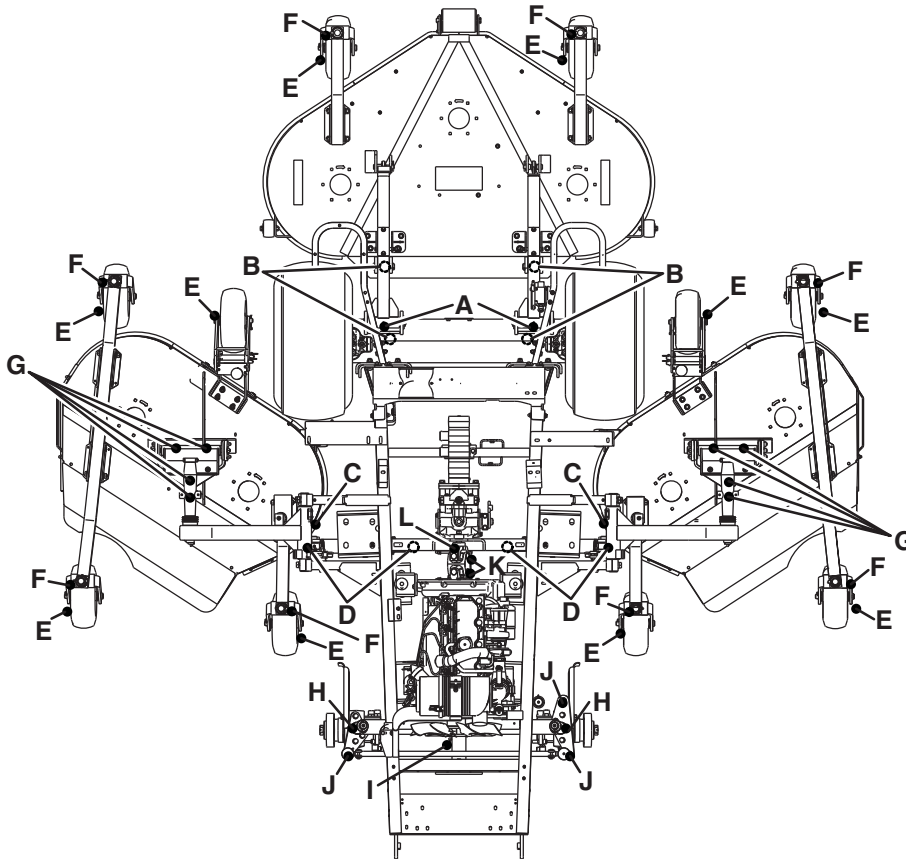
Maintenance and Lubrication Charts

WARNING

Before you clean, adjust, or repair this equipment disengage all drives, lower implements to the ground, engage parking brake, stop engine, and remove key from ignition switch to prevent injuries.

1. Always clean the grease fitting before and after lubricating.

2. Lubricate with grease that meets or exceeds NLGI Grade 2 LB specifications. Apply grease with a manual grease gun and fill slowly until grease begins to seep out. Do not use compressed air guns.
3. Periodically apply a small amount of lithium based grease to the seat runners.
4. For smooth operation of all levers, pivot points and other friction points that are not shown on the lubrication chart apply several drops of SAE 30 oil every 40 hours or as required.
5. Grease fittings every 25 hours.



Description

- A Front mower arm pivot
- B Front lift cylinders
- C Wing mower arm pivot
- D Wing mower lift cylinders
- E Caster Wheels
- F Caster Arms

Fittings

- (2)
- (4)
- (2)
- (4)
- (10)
- (8)

- G Deck Pivot Housing (8)
- H Steering Axle Spindle Housing (2)
- I Steering Axle Pivot (1)
- J Steering Axle Ball Joints (4)
- K Pump Drive Shaft Crosses (2)
- M Pump Drive Shaft Spline (1)

Recommended Service and Lubrication Intervals

	Every 8-10 Hours	Every 25 Hours	Every 100 Hours	Every 250 Hours	Every 400 Hours	Every 500 Hours	Every 1000 Hours	Yearly	Notes
Air Filter (Cab)	I			R					
Air Filter (Engine)	I							R****	4133820 (Primary) 4133821 (Secondary)
Battery Charge		I							
Belts	I-A*	I-A				R			
Brake		I-A	A						
Cooling System	I-C-A							R	
Electrical System		I*	I						
Engine Oil	I	R*	R						
Engine Oil Filter		R*	R						4113986
Front Axle	I-A							R	
Fuel System		I							
Fuel Filter					R			R	4297133
Grease Fittings - All	L	L	L			L			
Hydraulic Hoses and Tubes	I***			I					
Hydraulic Oil	I-A			R**					
Hydraulic Oil Filter (2)		R*		R****					2811225 and 555771
Muffler and Exhaust		I							
Radiator Screens	I-C/AR								
Tires	I-A	A							
Water Separator			I-C****		R			R	4297126

A - Add or Adjust C - Clean I - Inspect L - Lubricate R - Replace AR - As Required

* Indicates initial service for new machines.

** Or every two years whichever comes first.

*** Inspect visible hoses and tubes for leaks or oil marks.

**** Or when service indicator light comes on.



Other Parts

Part No.	Description
008233156	Fuse, 5 Amp
008233164	Fuse, 10 Amp
008233180	Fuse, 20 Amp
008233370	Fuse, Strip Link
▲ 178013	Brake Bands
2218067	Air Intake Hose to Engine
2218044	Radiator Hose - Upper
2218045	Radiator Hose - Lower
148057-06	Throttle Cable
▲ 2208036	Switch, Proximity

Cutting Deck Parts

Part No.	Description
148070	Spindle Bearings
008162670	Caster Wheels - Wing Deck
008162700	Caster Wheels - Front Deck
002090590	Caster Wheel Service Kit - Front Deck
4231720	Caster Wheel Service Kit - Wing Deck
▲ 2198153	Anti-Scalp Rollers - Front Deck
▲ 178145	Belt - Wing Deck
▲ 178121	Belt - Front Deck
001009770	Blade Bolts
▲ 64209-03	Blade Bolt Spring Washer
2218152-02	Motor Spindle Assembly

Filters

Part No.	Description
▲ 2208174	Engine Oil
▲ 5000919	Engine Air
▲ 825619	Engine Fuel
2198290	Engine Fuel
4132247	Engine Fuel
▲ 178025	Hydraulic Suction Filters

Blades

Part No.	Description
▲ 112243-03	Blades (7 required)



Cutting Deck Parts

Part No.	Description
148070	Spindle Bearings
4231720	Caster Wheels - Wing Deck
4138579	Caster Wheels - Front Deck
002090590	Caster Wheel Service Kit - Front Deck
4231720	Caster Wheel Service Kit - Wing Deck
▲ 2198153	Anti-Scalp Rollers - Front Deck
▲ 178145	Belt - Wing Deck
▲ 178121	Belt - Front Deck
001009770	Blade Bolts
▲ 64209-03	Blade Bolt Spring Washer
2218152-02	Motor Spindle Assembly

Blades

Part No.	Description
▲ 112243-03	Blades (7 required)

Part No.LMAC135 -- Light Kit (Order from Whole Goods)

Filters

Part No.	Description
▲ 2208174	Engine Oil
▲ 4133820	Engine Air
▲ 5001182	Engine Fuel - Inline
▲ 178025	Hydraulic Suction Filter
▲ 008089620	Hydraulic Charge Filter
★ 26560017	Fuel Filter (order from Perkins)

Other Parts

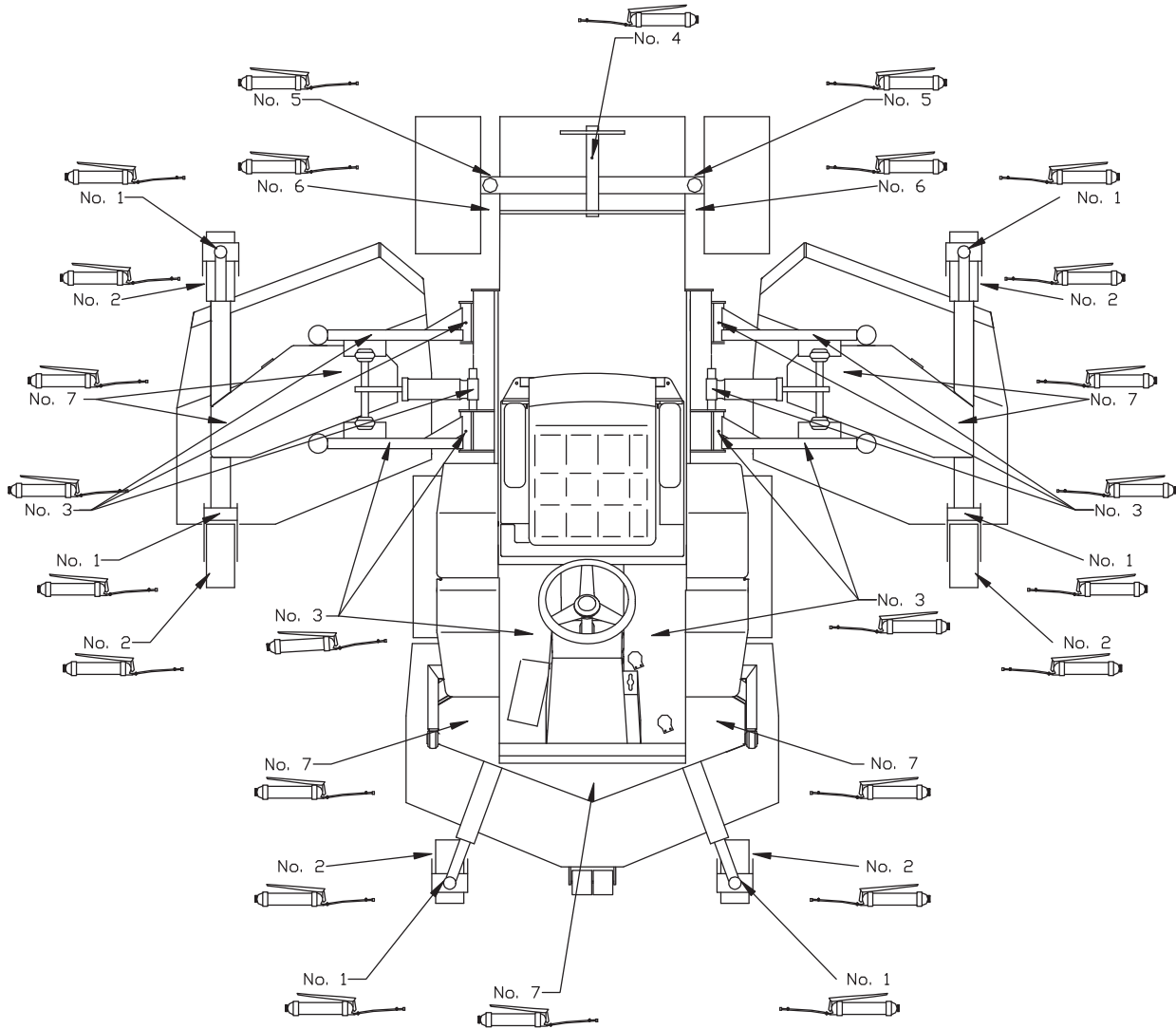
Part No.	Description
008233164	Fuse, 10 Amp
008233180	Fuse, 20 Amp
008233370	Fusable Link
008296040	Water Temperature Switch
4124743	Air Intake Hose to Engine
4131343	Air Cleaner Hose - Pipes
4124737	Air Cleaner Hose - Elbow
2218044	Radiator Hose - Upper
2218045	Radiator Hose - Lower
148057-06	Throttle Cable

HR-6010

Maintenance and Lubrication Charts

Black bullet points are operator checks and white bullet points are workshop maintenance procedures

	First 50 hours	Daily	Every 50 hours	Every 250 hours	Every 400 hours	Every 600 hours	End of Season
ENGINE (Service As Per Engine Manual)							
Check/Top-up Oil Level		●					
Change Oil	●			●			●
Clean Air Filter Element & Particle Collector			●				
Change Air Filter Element					●		●
Change Oil Filter Cartridge	●			●			●
Replace Fuel Filters					●		●
MACHINE							
Check transmission pedal movement for free operation		●					
Check Interlock System		●					
Check/Top-up Coolant Level		●					
Check Tyre Pressure		●					
Check/Top-up Hydraulic Fluid		●					
Check/Clean & Remove Grass from Engine Compartment, Pump Compartment, Bug Screen & Radiator		●					
Check Nuts & Bolts For Tightness			●				
Check Hydraulic Fittings For Tightness			●				
Check Rear Wheel Toe-in					●		
Check Battery Condition			●				
Check Fan Belt Tension	●		●				
Change Hydraulic Oil & Filter							●
Drain & Clean Fuel Tank						●	●
Drain & Flush Cooling System						●	
*Service more often in dirty conditions							
Lubricate the Grease Fittings with Shell Darina R2 grease weekly (SEE CHART)							



● Lubricate every 40 working hours at arrows

1. Caster Pivot.
2. Wheel Bearing.
3. Lift Arm.
4. Rear Axle Pivot.
5. Stub Axle Pivot.
6. Steering Ball Joints.
7. Deck Pulley's.

FLUID REQUIREMENTS		
	QUANTITY	TYPE
ENGINE OIL (with filter)	22.4 US pints	10W 30 (SE/SF/SG)
HYDRAULIC OIL (with filter)	9.77 US gals	Shell Tellus 46
RADIATOR COOLANT	11.62 US pints	50% ANTI-FREEZE

HR-9016T (70522, 70523, 70524, 70525, 70528, 70529, 70530, 70531, 70538, 70539, 70540 & 70541)



Cutting Deck

Part No.	Description
▲ 3003939	Deck Wheel (Front)
163302	Deck Roller (Front)
▲ 552824	Roller Bushing (Front)
▲ 4256572	Wheel & Tire (Wing Decks)
▲ 4253030	Wheel & Tire (Front Decks)
4256472	Motor Spindle Assembly (70524 & 70525)
1002806	Motor Spindle Assembly (70524 & 70525)
4256471	Motor Spindle Assembly (70538 ~ 70541)
▲ 5003197	Caster Wheel Seal
▲ 500534	Castor Wheel Bearing
▲ 346883	Castor Wheel Spacer
▲ 4256574	Caster Wheel Yoke Spacer (1004023)
5003202	Caster Wheel Yoke Spacer (1004024)

Blades

Part No.	Description
▲ 3008388	Adapter, Blade
▲ 3007759	Blade, High Lift (11 required)
▲ 2810030	Blade Standard (11 required) (70538 & 70539)
4119024	Blade (11 Required) (70540 & 70541)

Engine Parts (Detroit D704LTE.13A) (70522, 70523, 7052401811 & Below, 7052502070 & Below)

Part No.	Description
5003207	Engine Oil Filter
5003212	Fuel Filter
3008626	Radiator Hose - Upper
3008625	Radiator Hose - Lower
3009271	Air Cleaner Hose
5003211	Fan Belt
5003689	Alternator Belt

Engine Parts (Detroit D704LTE.13A) (7052401812 & Up, 7052502071 & Up)

Part No.	Description
* 41152002A	Engine Oil Filter (order from Detroit Diesel)
5003212	Fuel Filter
4135791	Radiator Hose - Upper
3008625	Radiator Hose - Lower
3009271	Air Cleaner Hose
* 46510638F	Fan Belt (order from Detroit Diesel)

Engine Conversion Kit

Part No.	Description
4139134	Conversion from Detroit Engine to Kubota Engine

Engine Parts (Kubota V3300DI-T-E2B) (70528, 70529, 70530 & 70531)

Part No.	Description
4137894	Engine Oil Filter
▲ 557619	Engine Fuel Filter
4132168	Radiator Hose - Upper
4132169	Radiator Hose - Lower
4132211	Air Cleaner Hose
4138120	Fan Belt

Other Parts

Part No.	Description
1004252	Throttle Cable (Detroit)
4136191	Throttle Cable (Kubota)
▲ 5002503	Ignition Switch (Detroit)
▲ 2810269	Ignition Switch (Kubota)
▲ 3005121	Gauge, Water Temp.
365943	Gauge, Fuel Level
▲ 162723	Hour Meter
5003522	Tie Rod
5003641	Front Brake Shoe Kit
4242643	Tire, Rear
4242642	Tire, Front
▲ 3000359	Breaker, 50 Amp
▲ 3001307	Relay
4140149	Switch, Proximity
5003281	Fuse, 15 Amp
5003278	Fuse, 5 Amp
▲ 4103163	Brake Cable-Right
▲ 4103161	Brake Cable-Left
▲ 554663	Drive Shaft Cross Kit (Kubota)
5003157	Drive Shaft Cross Kit (Detroit)

Engine Parts (Kubota V3800DICR-TE3B) (70538, 70539, 70540 & 70541)

Part No.	Description
4137894	Engine Oil Filter
▲ 4230980	Engine Fuel Filter
4132168	Radiator Hose - Upper
4231040	Radiator Hose - Lower
4227500	Air Cleaner Hose
4138120	Fan Belt
4264470	Diagmaster Service Tool
4264471	USB Cable (Included in 4264470)
4264472	Interface Cable (Included in 4264470)

Part No.	Description
▲ 5003370	Air Cleaner
▲ 5003691	Hydraulic Charge Filter
▲ 5002693	Hydraulic Return Filter

Cabs are offered for either Dealer installation or factory installed. Your Dealer can provide you with more information.

Maintenance and Lubrication Charts

- For smooth operation of pivot points and other friction points, apply several drops of SAE 30 oil every 50 hours or as required.
- Remove wheels and repack bearings once a year.

Filters

Recommended Service and Lubrication Intervals

	Daily Before Starting	Every 25 Hours	Every 50 Hours	Every 100 Hours	Every 250 Hours	Every Year	Notes Kubota Engines Filter Part Numbers
Air Cleaner Indicator	I						
Air Cleaner Element	R-AR	R-AR	R-AR	R-AR	R-AR	R	5003370
Battery				I-C		I-C	
Caster Wheel Bearings		A*		L		I-A	
Engine Fan Belt		I*		I-A			
Engine Oil	I-A	R*			R		
Engine Oil Filter		R*			R		4137894
Fuel Filter						R	557619 (V3300) 4230980 (V3800)
Drain Water from Fuel Filter				C			
Grease Fittings - F1			L				
Grease Fittings - F2				L			
Hydraulic Fluid	I-A					R	
Hydraulic Fluid Filters	R-AR	R-AR	R-AR	R-AR	R-AR	R	5003691 and 5002693
Oil Cooler	I-C***						
Parking Brake			I-A*		A		
Radiator Screen	I-C						
Radiator Coolant	I-A					R	
Steering Assist Brakes			I-A*		A		
Tires	I****					I-A	

A - Add or Adjust C - Clean I - Inspect L - Lubricate R - Replace AR - As Required

* Indicates initial service for new machines

** See Engine Manual

*** Clean as Required

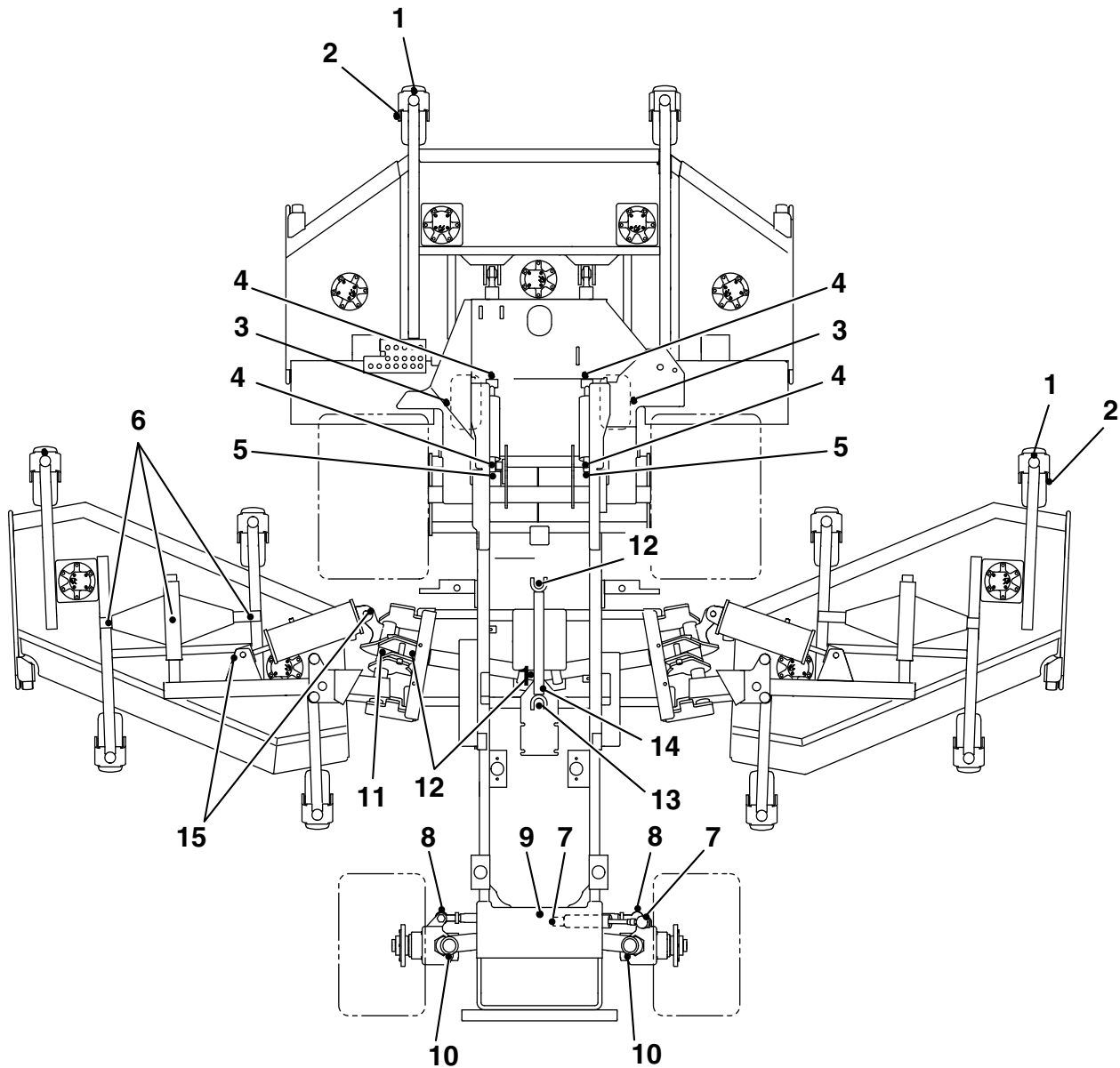
**** Check lug bolt torque daily for first 100 hours of operation

■ Order from whole goods

▲ Never Out Part

For more information, visit www.jacobsenparts.com

Maintenance and Lubrication Charts



Grease Fitting Locations

F1 - 50 Hours (Every Week)		Qty	F2 - 150 Hours		Qty
1	Caster Spindles	(10)	13	Drive Shaft U-Joint	(2)
2	Caster Wheel Axles	(10)	14	Drive Shaft Slip Joint	(1)
3	Gauge Wheel Axles	(2)	15	Return Canister Pivot	(6)
4	Lift Cylinder - Front Deck	(4)			
5	Lift Arm - Front Deck	(2)			
6	Side Deck Pivots	(6)			
7	Steering Cylinder	(2)			
8	Tie Rod	(2)			
9	Axle Pivot	(1)			
10	Wheel Pivot	(2)			
11	Lift Arm - Side Deck	(2)			
12	Lift Cylinder - Side Deck	(4)			



Cutting Deck

Part No.	Description
▲ 4124066	Caster Wheel Yokes
4173922	Caster Wheels
4134967	Caster Wheel Bearings (For Caster Wheel 4131904)
4263174	Caster Wheel Bushing (For Caster Wheel 4131904)
4173923	Caster Wheel Bearing (For Caster Wheel 4173922)
4129639	Blades, Mulching
▲ 4127296	Caster Wheel Spacer
▲ PJH1054	HOC Spacer
▲ 4117807	HOC Spacer
365948	HOC Pin
▲ 3004894	Caster Yoke Pin
▲ 4124076	Caster Yoke Washer
4153038	Roller Assembly 4"
4163083	Roller Assembly 3"
▲ 3008388	Adapter Blade
▲ 557523	Key
3007764	Washer, Blade
▲ 401237	Screw
503378	Roller Bearings
3010210	Roller Seals
367029	Roller Locknut
461339	Roller Pin
361723	Bumper Stop
4137534	Roller Sleeve
2198153	Roller
▲ 400410	Screw
4256392	Deck Motor - CCW Rotation
4138728	Deck Motor - CW Rotation

Filters

Part No.	Description
▲ 557759	Engine Oil
▲ 5000919	Engine Air
4136009	Engine Fuel
▲ 5001182	Engine Fuel - Inline
▲ 008089620	Filter Element

Blades New Deck Design CCW Rotation (3 Required)

Part No.	Description
4163101	Standard
4138725	Low Lift (Warm Season Grasses)
4139103	High Lift (Cool Season Grasses)

Blades Previous CW Rotation (3 Required)

Part No.	Description
4129639	Blade

Other Parts

Part No.	Description
4132751	Throttle Cable
008233370	Fusible Link, 40 amp
4133915	Coolant Tank Hose to Radiator
4133916	Coolant Tank Hose to Radiator
▲ 1004290	Joystick
4135850	Switch, Park Brake
4135851	Switch, PTO
4135852	Switch, Weight Transfer
4132119	Radiator Hose - Lower
4132109	Radiator Hose - Upper
4135927	Air Cleaner Hose to Engine
3003474	Grip - Pedal, Traction
3003475	Grip - Pedal, Traction

Use GreensCare™ 46 or GreensCare™ 46 Plus
 5003104 - 5 Gallon Pail 4219840 - 5 Gallon Pail
 5003105 - 55 Gallon Drum

ROTARY MOWERS

	Purpose	Part Number	Discharge Mode	Mulch Mode	Comments
Combo Blade		▲ 4163101	OEM Blade. Best cut quality	Best hiding of clippings for cool season grasses. Sometimes best blade for Bermuda	Standard blade shipped on product
Low Lift Blade	Downdraft blade for better processing of material	▲ 4138725	Generally best blade for Bermuda for clipping distribution	Generally best blade for Bermuda	Best blade to try if customer has complaint of patterns in grass or distribution
High Lift Blade		4139103	Use for very heavy conditions. Helps with distribution in cool season grass	Not Recommended	



Other Parts

Part No.	Description
4236060	Front Tire
▲ 178013	Brake Bands
2720725	Hose, Air Cleaner
4236061	Rear Tire
2720594	Radiator Hose - Upper
2720702	Radiator Hose - Lower
148057-03	Throttle Cable
178092-21	Switch, PTO
2308094	Switch, Traction Control
▲ 108208	Switch, Parking Brake
▲ 158135-01	Switch, Seat
48524	Breaker, 40 Amp
64187-03	Wheel Nut 1/2-20
148082-05	Fuse, 5 Amp
836892	Fuse, 10 Amp
826000	Fuse, 20 Amp
833038	Fuse, 30 Amp
463027	Key for 148141-07
▲ 4134530	Coil on 4135586 Jumper
178105-01	Fuel Cap Key
▲ 2208018-01	Cable Scraper 656 LG
64220-01	Wheel Bolt
178105	Fuel Cap, Lockable

Deck Parts

Part No.	Description
▲ 4121111	Caster Wheel
2722004	Caster Wheel Bearings
▲ 2203097	Caster Wheel Spacer
▲ 4136871	Caster Wheel Yoke
2722006	Caster Tire
2198192	Blade, Saddle - Envirodeck
4115430	Smooth Roller Assembly
▲ 338763	Seal, Roller - Inner
▲ 500534	Bearing
▲ 64209-06	Spring Washer, Roller
▲ 2203022	Sleeve, Roller
▲ 2208011-03	Seal, Roller - Outer
▲ 2202010	Shield, Roller
64123-211	Blade Bolt
▲ 64209-03	Blade Spring Washer
▲ 361723	Rubber Bumper

Filters

Part No.	Description
▲ 557759	Engine Oil
▲ 5000919	Engine Air
▲ 178078	Engine Fuel
4113531	Engine Fuel
▲ 5001182	Engine Fuel - Inline
▲ 178025	Hydraulic

Blades

Part No.	Description
▲ 2192502-03	Blade, Envirodeck - Upper
▲ 112243-05	Blade, Envirodeck - Lower
▲ 112111-05	Blade, Side Discharge Deck



Part No.	Description
▲ 4137186	Blades - High Lift (5 required)
▲ 4163106	Blades - Standard, Combination (5 required)

Cutting Decks

Part No.	Description
▲ 4137659	Discharge Chute
4173922	Caster Wheels
4134967	Caster Wheel Bearings (For Caster Wheel 4131904)
4263174	Caster Wheel Bushing (For Caster Wheel 4131904)
▲ 4173923	Caster Wheel Bearing (For Caster Wheel 4173922)
▲ 4151882	Greasable Roller 4"
▲ 4124066	Caster Wheel Yoke
▲ 4117807	Spacer - HOC
▲ PJH1054	Spacer - HOC
▲ 400410	Blade Bolt
▲ 3007764	Blade Washer
▲ 3004894	Pin, Wheel Yoke
365948	Pin, HOC
▲ 503378	Roller Bearings
▲ 3010210	Roller Seals
▲ 367029	Roller Locknuts
▲ 2198153	Anti-Scalp Roller
▲ 4137534	Anti-Scalp Roller Sleeve
▲ 523126	Rear Deck Bumpers

Filters

Part No.	Description
▲ 4113986	Engine Oil
▲ 4133820	Engine Air - Primary
▲ 4133821	Engine Air - Safety
▲ 557619	Engine Fuel
▲ 555771	Hydraulic

Blades

Part No.	Description
▲ 4124087	Blades - Low Lift (5 required)

Other Parts

Part No.	Description
▲ 4134323	Fan Belt
▲ 4174240	Throttle Cable
▲ 361439	Circuit Breaker, 50 Amp
4122840	Headlight
4123183	Headlight Bulb
5003282	Fuse, 20 Amp
4193880	Relay
▲ 4125831	Switch, Proximity
4120925	Radiator Hose - Upper
4120932	Radiator Hose - Lower
4118985	Brake Pads
▲ 4174684	Switch, PTO
▲ 1004290	Joystick
4120976	Air Cleaner Hose to Engine
836892	Fuse, 10 Amp

Use GreensCare™ 68 or
5003103 - 5 Gallon Pail
5003102 - 55 Gallon Drum

GreensCare™ 68 Plus
4219860 - 5 Gallon Pail



Other Parts

Part No.	Description
▲ 4134323	Fan Belt
▲ 4174240	Throttle Cable
▲ 361439	Circuit Breaker, 50 Amp
4122840	Headlight
4123183	Headlight Bulb
5003282	Fuse, 20 Amp
4193880	Relay
▲ 4125831	Switch, Neutral Proximity
4120925	Radiator Hose - Upper
4120932	Radiator Hose - Lower
4118985	Brake Pads
▲ 4174684	Switch, PTO
1004290	Joystick

Cutting Decks

Part No.	Description
4173922	Caster Wheels
▲ 4173923	Caster Wheel Bearing
4163121	Roller (3")
▲ 4124066	Caster Wheel Yoke
▲ PJH1054	Spacer - HOC
▲ 400410	Blade Bolt
▲ 3007764	Blade Washer
▲ 3004894	Pin, Wheel Yoke
365948	Pin, HOC
▲ 503378	Roller Bearings
▲ 3010210	Roller Seals
▲ 367029	Roller Locknuts
▲ 2198153	Anti-Scalp Roller
▲ 4137534	Anti-Scalp Roller Sleeve
523126	Rear Deck Bumpers
▲ 4163121	Greasable Roller

Use GreensCare™ 68 or
5003103 - 5 Gallon Pail
5003102 - 55 Gallon Drum

GreensCare™ 68 Plus
4219860 - 5 Gallon Pail

GreensCare™ Bio-Flush
4114701 - 5 Gallon Pail

Ball Cages are offered for either Dealer installation or factory installed. Your Dealer can provide you with more information.

Filters

Part No.	Description
▲ 4113986	Engine Oil
▲ 4133820	Engine Air - Primary
▲ 4133821	Engine Air - Safety
▲ 557619	Fuel Filter Element
▲ 555771	Hydraulic

Blades

Part No.	Description
▲ 4163106	Blades - Standard, Combination
▲ 4137186	Blades - High Lift, Optional (5 required)
▲ 4124087	Blades - Low Lift, Optional (5 required)

Maintenance and Lubrication Charts


WARNING

Before you clean, adjust, or repair this equipment, disengage all drives, lower implements to the ground, engage parking brake, stop engine and remove key from ignition switch to prevent injuries.

2. Lubricate with grease that meets or exceeds NLGI Grade 2 LB specifications. Apply grease with a manual grease gun and fill slowly until grease begins to seep out. Do not use compressed air.
3. For smooth operation of pivot points and other friction points, apply several drops of SAE 30 oil every 50 hours or as required.
4. Remove wheels and repack bearings once a year.

1. Always clean grease fittings before and after lubrication.

Recommended Service and Lubrication Intervals

	Every 8-10 Hours	Every 50 Hours	Every 100 Hours	Every 250 Hours	Every 400 Hours	Every 500 Hours	Every 1000 Hours	Yearly	Notes Filter Part Numbers
Air Cleaner			AR					R	4133820 and 4133821
Battery Charge			I****						
Belt	I-A*		I-A			R			
Brake		I-A*		A					
Cooling System	I-C-A							R	
Engine Oil	I	R*	R						
Engine Oil Filter		R*	R						4113986
Fuel Lines and Clamps		I							
Fuel Filter					R				557619
Grease Fittings - F1		L							
Grease Fittings - F2			L						
Hydraulic Hoses and Tubes	I***			I					
Hydraulic Oil		I-A				R**			
Hydraulic Oil Filters		R*				R-AR			555771
Muffler and Exhaust				I					
Radiator Screens	I-C/AR								
Tires		I-A							
Steering System		I*		I-A					
Wheel Bearings								L	
Wiring		I*		I					

A - Add or Adjust C - Clean I - Inspect L - Lubricate R - Replace AR - As Required

* Indicates initial service for new machines.

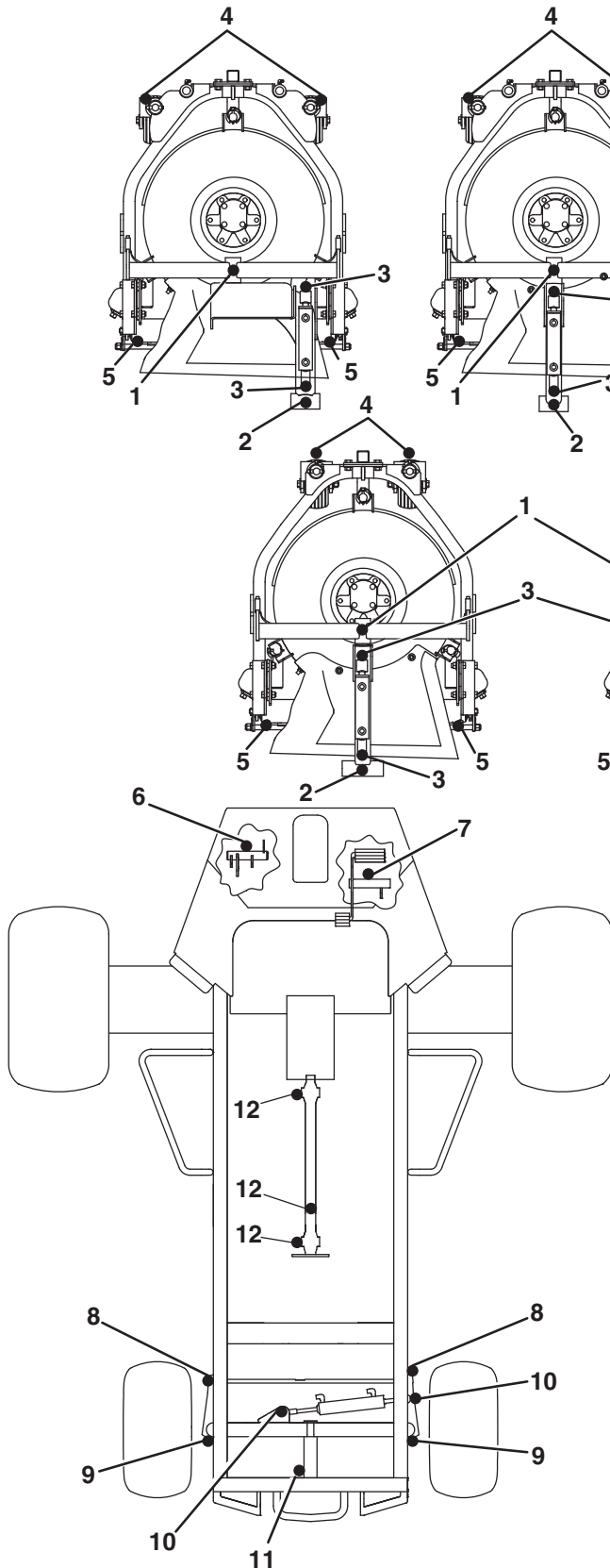
** Or yearly, whichever comes first.

*** Inspect visible hoses and tubes for leaks or oil marks.

**** Inspect electrolyte level.

Maintenance and Lubrication Charts

ROTARY MOWERS



Grease Fittings

F1 - 50 Hours (Every Week)

- 1 Mower Pivot (5)
- 2 Lift Arm Pivot (5)
- 3 Lift Cylinders (10)
- 4 Caster Pivot and Wheels (10)
- 5 Mower Rear Roller (10)
- 6 Brake Pedal Pivot
- 7 Traction Pedal Pivot
- 8 Ball Joint (2)
- 9 Steering Pivot (2)
- 10 Steering Cylinder (2)
- 11 Axle Pivot

F2 - 100 Hours

- 12 U-joint Driveshaft (3)



Other Parts

Part No.	Description
▲ 4289828	Fan Belt
▲ 4174240	Throttle Cable
▲ 361439	Circuit Breaker, 50 Amp
4122840	Headlight
4123183	Headlight Bulb
5003282	Fuse, 20 Amp
4193880	Relay
▲ 4125831	Switch, Neutral Proximity
4177720	Radiator Hose - Upper
4177740	Radiator Hose - Lower
▲ 4174684	Switch, PTO
1004290	Joystick

Cutting Decks

Part No.	Description
4251124	Caster Wheels
▲ 500534	Caster Wheel Bearing
4163121	Roller (3")
4251174	Caster Wheel Yoke
▲ PJH1054	Spacer - HOC
▲ 400410	Blade Bolt
▲ 3007764	Blade Washer
▲ 3004894	Pin, Wheel Yoke
365948	Pin, HOC
▲ 503378	Roller Bearings
▲ 3010210	Roller Seals
▲ 367029	Roller Locknuts
▲ 2198153	Anti-Scalp Roller
▲ 4137534	Anti-Scalp Roller Sleeve
▲ 523126	Rear Deck Bumpers

Use GreensCare™ 68 or
5003103 - 5 Gallon Pail
5003102 - 55 Gallon Drum

GreensCare™ 68 Plus
4219860 - 5 Gallon Pail

GreensCare™ Bio-Flush
4114701 - 5 Gallon Pail

Ball Cages are offered for either Dealer installation or factory installed. Your Dealer can provide you with more information.

Filters

Part No.	Description
▲ 4113986	Engine Oil
▲ 4133820	Engine Air - Primary
▲ 4133821	Engine Air - Safety
▲ 557619	Fuel Filter Element
▲ 555771	Hydraulic

Blades

Part No.	Description
▲ 4163106	Blades - Standard, Combination
▲ 4137186	Blades - High Lift, Optional (5 required)
▲ 4124087	Blades - Low Lift, Optional (5 required)

Maintenance and Lubrication Charts



WARNING

Before you clean, adjust, or repair this equipment, disengage all drives, lower implements to the ground, engage parking brake, stop engine and remove key from ignition switch to prevent injuries.

- Lubricate with grease that meets or exceeds NLGI Grade 2 LB specifications. Apply grease with a manual grease gun and fill slowly until grease begins to seep out. Do not use compressed air.
- For smooth operation of pivot points and other friction points, apply several drops of SAE 30 oil every 50 hours or as required.
- Remove wheels and repack bearings once a year.

- Always clean grease fittings before and after lubrication.

Recommended Service and Lubrication Intervals

	Every 8-10 Hours	Every 50 Hours	Every 100 Hours	Every 250 Hours	Every 400 Hours	Every 500 Hours	Every 1000 Hours	Yearly	Notes Filter Part Numbers
Air Cleaner			AR					R	4133820 and 4133821
Battery Charge			I****						
Belt	I-A*		I-A			R			
Brake		I-A*		A					
Cooling System	I-C-A							R	
Engine Oil	I	R*	R						
Engine Oil Filter		R*	R						4113986
Fuel Lines and Clamps		I							
Fuel Filter					R				557619
Grease Fittings - F1		L							
Grease Fittings - F2			L						
Hydraulic Hoses and Tubes	I***			I					
Hydraulic Oil		I-A				R**			
Hydraulic Oil Filters		R*				R-AR			555771
Muffler and Exhaust				I					
Radiator Screens	I-C/AR								
Tires		I-A							
Steering System		I*		I-A					
Wheel Bearings								L	
Wiring		I*		I					

A - Add or Adjust C - Clean I - Inspect L - Lubricate R - Replace AR - As Required

* Indicates initial service for new machines.

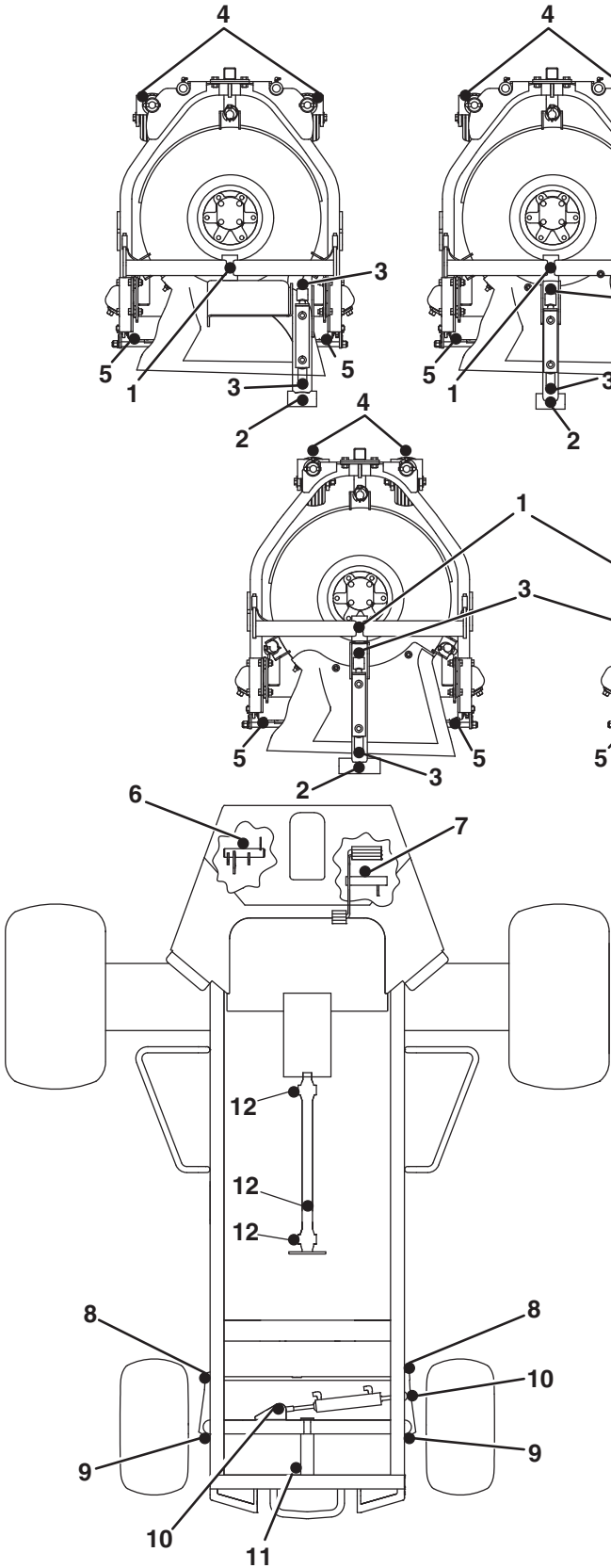
** Or yearly, whichever comes first.

*** Inspect visible hoses and tubes for leaks or oil marks.

**** Inspect electrolyte level.

Maintenance and Lubrication Charts

ROTARY MOWERS



Grease Fittings

F1 - 50 Hours (Every Week)

- 1 Mower Pivot (5)
- 2 Lift Arm Pivot (5)
- 3 Lift Cylinders (10)
- 4 Caster Pivot and Wheels (10)
- 5 Mower Rear Roller (10)
- 6 Brake Pedal Pivot
- 7 Traction Pedal Pivot
- 8 Ball Joint (2)
- 9 Steering Pivot (2)
- 10 Steering Cylinder (2)
- 11 Axle Pivot

F2 - 100 Hours

- 12 U-joint Driveshaft (3)



Cutting Decks

Part No.	Description
4251124	Caster Wheels
▲ 500534	Caster Wheel Bearing
4163121	Roller (3")
4251174	Caster Wheel Yoke
▲ PJH1054	Spacer - HOC
▲ 400410	Blade Bolt
▲ 3007764	Blade Washer
▲ 3004894	Pin, Wheel Yoke
365948	Pin, HOC
▲ 503378	Roller Bearings
▲ 3010210	Roller Seals
▲ 367029	Roller Locknuts
▲ 2198153	Anti-Scalp Roller
▲ 4137534	Anti-Scalp Roller Sleeve
▲ 523126	Rear Deck Bumpers

Filters

Part No.	Description
▲ 4113986	Engine Oil
▲ 4133820	Engine Air - Primary
▲ 4133821	Engine Air - Safety
4297133	Fuel Filter Element
4297126	Water Separator Element
▲ 555771	Hydraulic

Blades

Part No.	Description
▲ 4163106	Blades - Standard, Combination
▲ 4137186	Blades - High Lift, Optional (5 required)
▲ 4124087	Blades - Low Lift, Optional (5 required)

Other Parts

Part No.	Description
▲ 4297258	Fan Belt
▲ 361439	Circuit Breaker, 50 Amp
4122840	Headlight
4123183	Headlight Bulb
5003278	5 Amp Fuse
5003280	10 Amp Fuse
5003282	20 Amp Fuse
5003283	25 Amp Fuse
4221100	Relay, Glow Plug
4271134	Relay, Main and Starter
▲ 4125831	Switch, Neutral Proximity
4177720	Radiator Hose - Upper
4177740	Radiator Hose - Lower
▲ 4174684	Switch, PTO
1004290	Joystick

Engine Service Tools

Part No.	Description
4299832	Diagnostic CAN Reader (Vehicle CAN)
4299833	Diagmaster Tool Kit (Engine CAN)
4264471	Diagmaster USB Cable
4264472	Diagmaster Vehicle Cable

Use GreensCare™ 68 or GreensCare™ 68 Plus
 5003103 - 5 Gallon Pail 4219860 - 5 Gallon Pail
 5003102 - 55 Gallon Drum

GreensCare™ Bio-Flush
 4114701 - 5 Gallon Pail

Ball Cages are offered for either Dealer installation or factory installed. Your Dealer can provide you with more information.

Maintenance and Lubrication Charts



WARNING

Before you clean, adjust, or repair this equipment, disengage all drives, lower implements to the ground, engage parking brake, stop engine and remove key from ignition switch to prevent injuries.

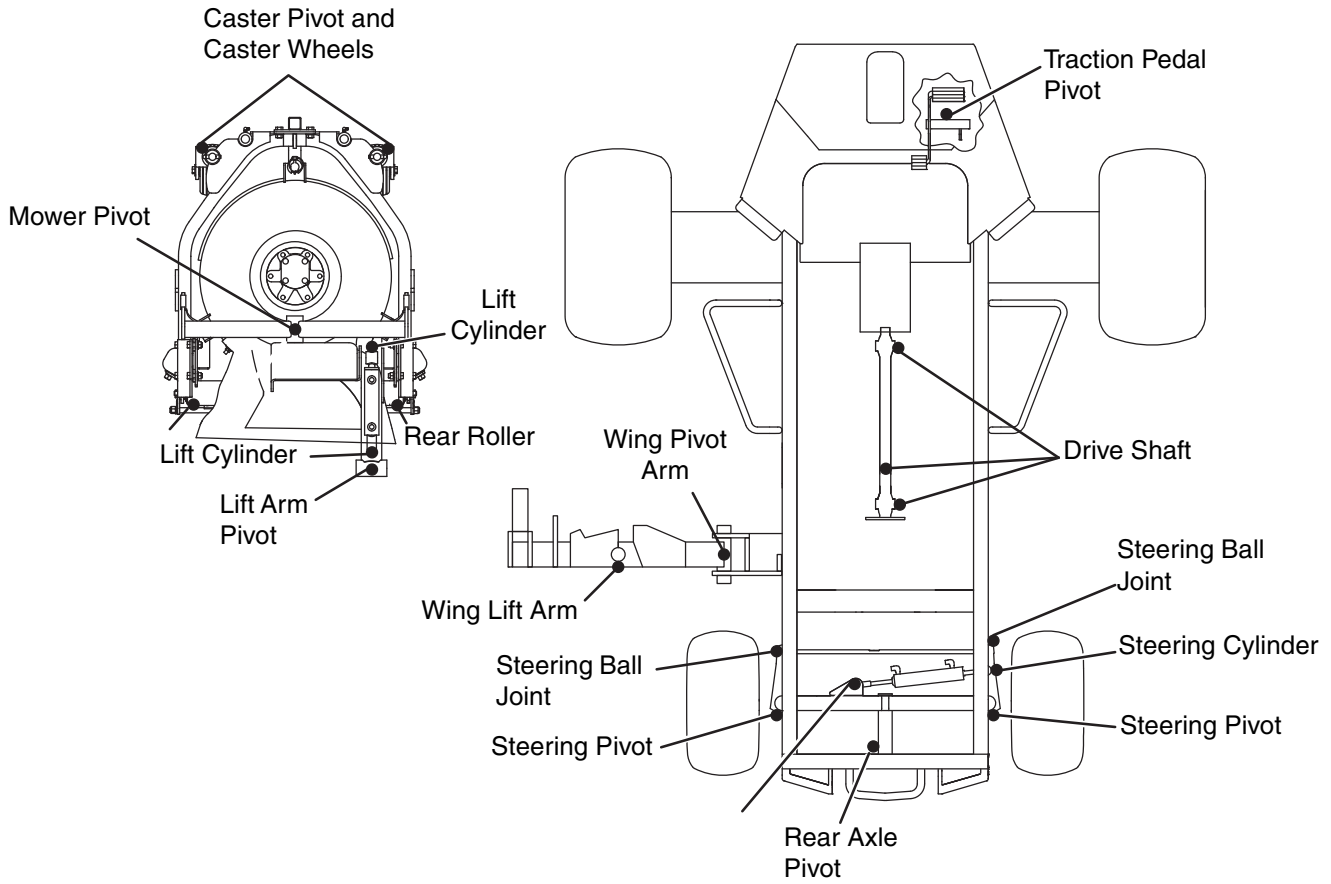
1. Always clean grease fittings before and after lubrication.

2. Lubricate with grease that meets or exceeds NLGI Grade 2 LB specifications. Apply grease with a manual grease gun and fill slowly until grease begins to seep out. Do not use compressed air.
3. For smooth operation of pivot points and other friction points, apply several drops of SAE 30 oil every 50 hours or as required.
4. Remove wheels and repack bearings once a year.

Mower Service Interval Chart

Interval	Item		
First 50 Hours	<ul style="list-style-type: none"> • Replace engine oil • Replace engine oil filter • Replace hydraulic oil filter • Check steering system • Check electrical wiring • Check fan belt tension 		
Each day (10 Hours)	<ul style="list-style-type: none"> • Check Safety Interlock System • Check engine oil level • Check engine coolant level • Check hydraulic fluid level • Check tire pressure • Clean radiator and screens • Lubricate rollers, spindles and casters after washing cutting units 		
Each week (50 Hours)	<ul style="list-style-type: none"> • Lubricate all grease fittings • Check fuel lines and fittings • Check for loose components 		
Each Two weeks (100 Hours)	<ul style="list-style-type: none"> • Check air filter • Check fan belt tension • Drain water from fuel system 		
Each month (250 Hours)	<ul style="list-style-type: none"> • Inspect hydraulic hoses and tubes • Check engine exhaust system • Check steering system • Check electrical wiring 		
Each two months (400 Hours)	<ul style="list-style-type: none"> • Replace engine oil and filter • Replace fuel filter 		
Each 500 hours	<ul style="list-style-type: none"> • Replace fan belt • Replace hydraulic oil and filter. (500 hours or yearly, whichever comes first) 		
Yearly	<ul style="list-style-type: none"> • Replace air filter • Replace radiator antifreeze 		
<table border="0" style="width: 100%;"> <tr> <td style="text-align: center; vertical-align: top;"> <p>50 Hour Grease Fittings</p> <ul style="list-style-type: none"> Mower Pivot (1 per cutting unit) Lift Arm Pivot (1 per cutting unit) Rear Roller (2 per cutting unit) Traction pedal pivot Steering pivot (2) Rear Axle Pivot </td> <td style="text-align: center; vertical-align: top;"> <p>50 Hour Grease Fitting</p> <ul style="list-style-type: none"> Caster Pivot and Caster Wheels (4 per cutting unit) Lift Cylinders (2 per cutting unit) Drive shaft (3) Steering Cylinder (2) Steering ball joint (2) Wing Pivot Arm (2) </td> </tr> </table>		<p>50 Hour Grease Fittings</p> <ul style="list-style-type: none"> Mower Pivot (1 per cutting unit) Lift Arm Pivot (1 per cutting unit) Rear Roller (2 per cutting unit) Traction pedal pivot Steering pivot (2) Rear Axle Pivot 	<p>50 Hour Grease Fitting</p> <ul style="list-style-type: none"> Caster Pivot and Caster Wheels (4 per cutting unit) Lift Cylinders (2 per cutting unit) Drive shaft (3) Steering Cylinder (2) Steering ball joint (2) Wing Pivot Arm (2)
<p>50 Hour Grease Fittings</p> <ul style="list-style-type: none"> Mower Pivot (1 per cutting unit) Lift Arm Pivot (1 per cutting unit) Rear Roller (2 per cutting unit) Traction pedal pivot Steering pivot (2) Rear Axle Pivot 	<p>50 Hour Grease Fitting</p> <ul style="list-style-type: none"> Caster Pivot and Caster Wheels (4 per cutting unit) Lift Cylinders (2 per cutting unit) Drive shaft (3) Steering Cylinder (2) Steering ball joint (2) Wing Pivot Arm (2) 		

Maintenance and Lubrication Charts



Fluid Requirements

Fluid Requirements		
	Quantity	Type
Engine Oil with Filter	10 Quart (9.5 liter)	10W-30 API Classification CJ-4
Hydraulic Oil with Filter	14 U.S. Gallon (53 liter)	GreensCare 68 (Standard) GreensCare 68 Plus (Optional) 10W-30 (Optional)
Radiator Coolant	8 Quart (7.6 liter)	50/50 Ethylene Glycol Based Anti-Freeze/Water
Fuel	17 U.S. Gallon (64.4 liter)	#2 Ultra Low Sulfur Diesel

Aerating Tines

Application Guide

The chart below is a general guideline of when different types of tines can and should be used.

- **Is** recommended for the particular application
- **Generally** recommended for the particular application (but can depend on soil conditions - rocks, hardness)
- **Is not** recommended for the particular application

Tine Type	Core Size	Greens	Tees / Approaches	Fairways	Minimal Disruption	Soil Changing Greens
Solid	Small (1/4")	●	●	●	●	●
	Medium (3/8" - 1/2")	●	●	●	●	●
	Large (5/8" - 3/4")	●	●	●	●	●
Top Eject	Small (1/4")	●	●	●	●	●
	Medium (3/8" - 1/2")	●	●	●	●	●
	Large (5/8" - 3/4")	●	●	●	●	●
Side Eject	Small (1/4")	●	●	●	●	●
	Medium (3/8" - 1/2")	●	●	●	●	●
	Large (5/8" - 7/8")	●	●	●	●	●



Top Eject Tines

- Designed to remove solid cores/material; economical; large range of sizes



Side Eject Tines

- Remove solid cores / material; quickly exits the side of the tine through a slot. The slot helps to avoid plugging in more challenging soils that can occur with top eject tines.



Solid Tines

- Aerate without cleaning up the mess left behind with top eject or side eject tines. Especially popular in the smaller sizes for aerating in summer months to relieve stress on the greens.



Venting Tines

- Venting is designed to slit / puncture the turf more frequently to promote infiltration of water and act as a "vent" for excessive water to escape; it also allows air to be exchanged throughout the root system.

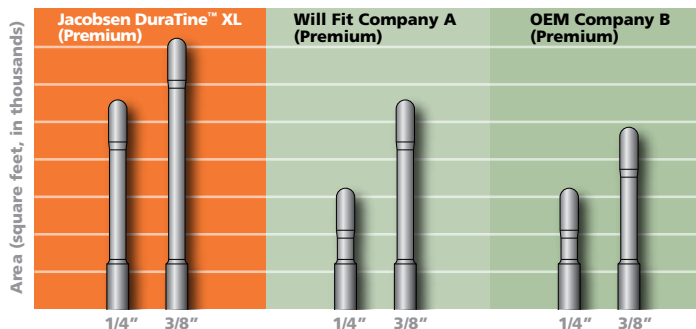


Slicing Blades

- Similar to venting tines; slicing blades leave virtually no surface disturbance. Allows play to be resumed immediately.

The following competitive data was collected over several months of testing at various golf courses and sports fields.

1/4" and 3/8" Solid Tines Competitive Evaluation



- Jacobsen 1/4" DuraTine XL (premium) tines lasted 75% longer than the next closest competitor's premium tines
- Jacobsen 3/8" DuraTine XL (premium) tines lasted 28% longer than the next closest competitor's premium tines

Jacobsen Original, DuraTine™ XL and XLT

More productive, less disruptive

- DuraTines are designed and manufactured to outlast competitive equivalents by up to 75%



Original

Hole Quality & Economical

- Conventional / standard duty tines
- Made of 1010 steel
- Made of .036" and .049" wall thickness (for hollow tines)
- Available tines include: Top Eject and Side Eject



NEW DuraTine™ XL

Increased Productivity

- Made of 4130 and 4140 hardened steel
- Made of .065" wall thickness (for hollow tines)
- Trivalent coating to prohibit corrosion for improved hole smoothness and appearance
- Available tines include: Side Eject, Top Eject, and Solid
- Longer tip life; stronger than the Original



NEW DuraTine™ XLT

Ultimate Toughness

- Made of 4140 hardened steel
- Made of .065" wall thickness (for hollow tines)
- Trivalent coating to prohibit corrosion for improved hole smoothness and appearance
- Shot-blasted
- Available tines include: Side Eject and Top Eject
- The longest tip life; carbide tips provide less wear and breakage

Tine Selection Guide



Tines for: GA24 (Sorted by Core Size)

Hole / Core Size	Type	Duty	Part Number	Wall Thickness	Mount Diameter	Hole / Core Length	Total Length	Application
1/4" (6 mm)	Side Eject	Original	523864	Solid Side Eject	1/2" (13 mm)	2.50" (64 mm)	4.00" (102 mm)	Primarily used for light aeration for soil-based greens and overseeding
		DuraTine XLT	4180561	Solid Side Eject	1/2" (13 mm)	2.50" (64 mm)	4.00" (102 mm)	Primarily used for light aeration for soil-based greens and overseeding with no rocks where tine wear rate is a problem
	Top Eject	Original	517486	.036"	5/8" (16 mm)	2.50" (64 mm)	4.28" (109 mm)	Less penetration (use on hard soils)
	Solid	DuraTine XL	4180562	Solid	1/2" (13 mm)	3.13" (79 mm)	5.03" (128 mm)	Primarily used for light aeration on greens without removing cores
		DuraTine XL	4180563	Solid	5/8" (16 mm)	3.09" (78 mm)	5.00" (127 mm)	Primarily used for light aeration on greens without removing cores
3/8" (10 mm)	Top Eject	Original	517487	.049"	5/8" (16 mm)	2.50" (64 mm)	4.28" (109 mm)	Less penetration (use on hard soils)
	Solid	DuraTine XL	4180564	Solid	5/8" (16 mm)	3.25" (83 mm)	5.00" (127 mm)	For drought conditions or areas that won't take water
1/2" (13 mm)	Top Eject	Original	517488	.049"	5/8" (16 mm)	2.50" (64 mm)	4.28" (109 mm)	Light aeration with less penetration. Use on hard soils / sports turf.
		DuraTine XL	4180566	.065"	5/8" (16 mm)	2.50" (64 mm)	4.50" (114 mm)	Medium aeration or soil change with less penetration on greens where tine wear rate is a problem.
		DuraTine XLT	4180567	.065"	5/8" (16 mm)	2.50" (64 mm)	4.50" (114 mm)	Medium aeration or soil change with less penetration on greens in soils with no rocks where tine wear rate is a problem.
5/8" (16 mm)	Top Eject	Original	517489	.049"	3/4" (19 mm)	2.50" (64 mm)	4.28" (109 mm)	Medium aeration or soil change with less penetration in greens or fairways
		DuraTine XL	4180571	.065"	3/4" (19 mm)	2.50" (64 mm)	4.28" (109 mm)	Medium aeration or soil change with less penetration in greens or fairways where tine wear rate is a problem.
		DuraTine XLT	4180572	.065"	3/4" (19 mm)	2.50" (64 mm)	4.28" (109 mm)	Medium aeration or soil change with less penetration in greens or fairways in soils with no rocks where tine wear rate is a problem.
	Solid	DuraTine XL	4180573	Solid	3/4" (19 mm)	3.22" (82 mm)	5.00" (127 mm)	Medium aeration without removing the cores

Tines for: GA30 & GA60 (Sorted by Core Size)



Hole / Core Size	Type	Duty	Part Number	Wall Thickness	Mount Diameter	Hole / Core Length	Total Length	Application
1/4" (6 mm)	Side Eject	Original	523864	Solid Side Eject	1/2" (13 mm)	2.50" (64 mm)	4.00" (102 mm)	Primarily used for light aeration for soil-based greens and overseeding
		DuraTine XLT	4180561	Solid Side Eject	1/2" (13 mm)	2.50" (64 mm)	4.00" (102 mm)	Primarily used for light aeration for soil-based greens and overseeding with no rocks where tine wear rate is a problem
	Top Eject	Original	517486	.036"	5/8" (16 mm)	2.50" (64 mm)	4.28" (108 mm)	Less penetration (use on hard soils)
	Solid	DuraTine XL	4180562	Solid	1/2" (13 mm)	3.13" (79 mm)	5.00" (127 mm)	Primarily used for light aeration on greens without removing cores
		DuraTine XL	4180563	Solid	5/8" (16 mm)	3.09" (78 mm)	5.00" (127 mm)	Primarily used for light aeration on greens without removing cores
3/8" (10 mm)	Top Eject	Original	517487	.049"	5/8" (16 mm)	2.50" (64 mm)	4.28" (108 mm)	Less penetration (use on hard soils)
	Solid	DuraTine XL	4180564	Solid	5/8" (16 mm)	3.25" (83 mm)	5.00" (127 mm)	For drought conditions or areas that won't take water
1/2" (13 mm)	Side Eject	DuraTine XLT	4180565	.065"	5/8" (16 mm)	2.50" (64 mm)	4.50" (114 mm)	Medium aeration or soil change with less penetration on greens where tine wear rate or plugging is a problem.
	Top Eject	Original	517488	.049"	5/8" (16 mm)	2.50" (64 mm)	4.28" (108 mm)	Light aeration with less penetration. Use on hard soils / sports turf.
		DuraTine XL	4180566	.065"	5/8" (16 mm)	2.50" (64 mm)	4.50" (114 mm)	Medium aeration or soil change with less penetration on greens where tine wear rate is a problem.
		DuraTine XLT	4180567	.065"	5/8" (16 mm)	2.50" (64 mm)	4.50" (114 mm)	Medium aeration or soil change with less penetration on greens in soils with no rocks where tine wear rate is a problem.
	Top Eject	Original	523472	.036"	3/4" (19 mm)	3.75" (95 mm)	5.53" (140 mm)	Medium aeration or soil change in greens with no rocks
		DuraTine XL	4181740	.065"	3/4" (19 mm)	3.75" (95 mm)	5.53" (140 mm)	Medium aeration or soil change in greens where tine wear rate is a problem.
Solid	DuraTine XL	4180568	Solid	3/4" (19 mm)	3.75" (95 mm)	5.53" (140 mm)	Medium aeration without removing cores	
5/8" (16 mm)	Side Eject	DuraTine XL	4180569	.065"	3/4" (19 mm)	2.72" (69 mm)	4.50" (114 mm)	Medium aeration or soil change with less penetration in greens or fairways where tine wear rate or plugging is a problem.
		DuraTine XLT	4180570	.065"	3/4" (19 mm)	2.72" (69 mm)	4.50" (114 mm)	Medium aeration or soil change with less penetration in greens or fairways in soils with no rocks where tine wear rate or plugging is a problem.
	Top Eject	Original	517489	.049"	3/4" (19 mm)	2.50" (64 mm)	4.28" (108 mm)	Medium aeration or soil change with less penetration in greens or fairways
		DuraTine XL	4180571	.065"	3/4" (19 mm)	2.50" (64 mm)	4.28" (108 mm)	Medium aeration or soil change with less penetration in greens or fairways where tine wear rate is a problem.
		DuraTine XLT	4180572	.065"	3/4" (19 mm)	2.50" (64 mm)	4.28" (108 mm)	Medium aeration or soil change with less penetration in greens or fairways in soils with no rocks where tine wear rate is a problem.
	Top Eject	Original	523028	.049"	3/4" (19 mm)	3.75" (95 mm)	5.53" (140 mm)	Medium aeration or soil change in greens or fairways
		DuraTine XL	4180574	.065"	3/4" (19 mm)	3.75" (95 mm)	5.53" (140 mm)	Medium aeration or soil change in greens or fairways where tine wear rate is a problem.
	Solid	DuraTine XLT	4180575	.065"	3/4" (19 mm)	3.75" (95 mm)	5.53" (140 mm)	Medium aeration or soil change in greens or fairways in soils with no rocks where tine wear rate is a problem.
DuraTine XL		4180573	Solid	3/4" (19 mm)	3.22" (82 mm)	5.00" (127 mm)	Medium aeration without removing cores.	
3/4" (19 mm)	Side Eject	Original	834973	.049"	7/8" (22 mm)	3.75" (95 mm)	5.53" (140 mm)	Intensive aeration or soil change in fairways. Soil must be irrigated and in good condition.
	Top Eject	Original	523273	.049"	7/8" (22 mm)	3.75" (95 mm)	5.53" (140 mm)	Intensive aeration or soil change in greens. Soil must be irrigated and in good condition.
	Solid	DuraTine XL	4180576	Solid	3/4" (19 mm)	3.22" (82 mm)	5.00" (127 mm)	Heavy aeration without removing cores



DuraTines (Premium)

Part No.	Description
4180561	1/4" Coring Tine, Side Eject, 1/2" O.D. (XLT)
4180562	1/4" Solid Tine, 1/2" O.D. (XL)
4180563	1/4" Solid Tine, 5/8" O.D. (XL)
4180564	3/8" Solid Tine, 5/8" O.D. (XL)
4180566	1/2" Top Eject Tine, 5/8" O.D. (XL)
4180567	1/2" Top Eject Tine, 5/8" O.D. (XLT)
4180571	5/8" Top Eject Tine, 3/4" O.D. (XL)
4180572	5/8" Top Eject Tine, 3/4" O.D. (XLT)
4180573	5/8" Solid Tine, 3/4" O.D. (XL)

Belts

Part No.	Description
4113435	Belt, 3V - Transport
4113436	Belt, 3V - Mechanism
▲ 4113437	Belt, 3V, 2 Rib - Mechanism

Aerator Parts OPC

Part No.	Description
▲ 521050	Boot
4113515	Throttle Cable Assembly
▲ 522639	Seal, Slide
▲ 2703133	Seal, Push Rod
4115939.7	Turf Guard (Standard)
4115972.7	Turf Guard (Optional Quad Tine)
▲ 545104	Core Deflector

Tine Holders Assembly

Part No.	Description
▲ 547860	Tine Holder 5/8" O.D. Tine (Standard)
▲ 547861	Tine Holder 3/4" O.D. Tine (Optional)
▲ 547849	Tine Holder 1/2" O.D. Tine

Original Tines

Part No.	Description
▲ 523864	1/4" Coring Tine 1/2" O.D. (Quint- Side Eject)
517486	1/4" Coring Tine 5/8" O.D.
▲ 517487	3/8" Coring Tine 5/8" O.D.
▲ 517488	1/2" Coring Tine 5/8" O.D.
▲ 517489	5/8" Coring Tine 3/4" O.D.
2702060	VenTine 5/8" O.D.

Accessories

Model	Description
■ 4116987	Coring - Quad Tine Kit
■ 4116986	Solid - Quad Tine Kit
■ 0544918	Windrow Attachment Accessory
■ 4116989	Turf Guard Less Tines

Aerator Parts

Part No.	Description
521859	Throttle Control
521050	Boot
522639	Seal, Slide
4115939.7	Turf Guard (Standard)
4115958.7	Turf Guard (Optional Quad Tine)
545104	Core Deflector

Tine Holders

Part No.	Description
523826.7	Holder, Tine 5/8"
523907.7	Holder, Tine 3/4"
■ 058231	Quad Tine Holder Kit for 1/2" Coring Tines

Use GreensCare™ 68 or
5003103 - 5 Gallon Pail
5003102 - 55 Gallon Drum

GreensCare™ 68 Plus
4219860 - 5 Gallon Pail

GreensCare™ Bio-Flush
4114701 - 5 Gallon Pail



Aerator Parts

Part No.	Description
830139	Switch, Traction Control
829754	Switch
▲ 158135-01	Switch, Seat
▲ 843167	Relay
547613	Brake Lining Kit
▲ 522887	Belt, 2V, Aerator Drive
4236020	Tires
523126	Rubber Bumpers, Tine Arms
▲ 4116290.7	Three Finger Turf Guard (Standard)
4116292.7	Four Finger Turf Guard (Standard)
4117003.7	Five Finger Turf Guard (Optional Quint)
4117005.7	Seven Finger Turf Guard (Optional Quint)

Tine Holders

Part No.	Description
▲ 4116625.7	Tine Holder 7/8" O.D. Tine
4116255.7	Tine Holder 3/4" O.D. Tine (Standard)
4117122.7	Tine Holder 5/8" O.D. Tine
4116982.7	Tine Holder 1/2" O.D. Tine (Quint)

Accessories

Part No.	Description
■ 4116992	Quint Coring Tine Kit
■ 4116978	Quint Coring Tine Kit

Use GreensCare™ 68
 5003103 - 5 Gallon Pail
 5003102 - 55 Gallon Drum

DuraTines (Premium)

Part No.	Description
4180561	1/4" Coring Tine, Side Eject, 1/2" O.D. (XLT)
4180562	1/4" Solid Tine, 1/2" O.D. (XL)
4180563	1/4" Solid Tine, 5/8" O.D. (XL)
4180564	3/8" Solid Tine, 5/8" O.D. (XL)
4180565	1/2" Side Eject Tine, 5/8" O.D. (XLT)
4180566	1/2" Top Eject Tine, 5/8" O.D. (XL)
4180567	1/2" Top Eject Tine, 5/8" O.D. (XLT)
4181740	1/2" Coring Tine, Top Eject, 3/4" O.D. (XL)
4180568	1/2" Solid Tine, 3/4" O.D. (XL)
4180569	5/8" Side Eject Tine, 3/4" O.D. (XL)
4180570	5/8" Side Eject Tine, 3/4" O.D. (XLT)
4180571	5/8" Top Eject Tine, 3/4" O.D., 4.28" long (XL)
4180572	5/8" Top Eject Tine, 3/4" O.D., 4.28" long (XLT)
4180574	5/8" Top Eject Tine, 3/4" O.D., 5.53" long (XL)
4180575	5/8" Top Eject Tine, 3/4" O.D., 5.53" long (XLT)
4180573	5/8" Solid Tine, 3/4" O.D. (XL)
4180576	3/4" Solid Tine, 3/4" O.D. (XL)

Original Tines

Part No.	Description
▲ 523864	1/4" Coring Tine 1/2" O.D. (Quint- Side Eject)
517486	1/4" Coring Tine 5/8" O.D.
▲ 517487	3/8" Coring Tine 5/8" O.D.
▲ 517488	1/2" Coring Tine 5/8" O.D.
523421	3/8" Coring Tine 3/4" O.D.
▲ 523472	1/2" Coring Tine 3/4" O.D.
▲ 517489	5/8" Coring Tine 3/4" O.D.
▲ 523028	5/8" Coring Tine 3/4" O.D. (Standard)
523273	3/4" Coring Tine 3/4" O.D.
▲ 834973	3/4" Coring Tine 3/4" O.D. (Side Eject)
2703529	VenTine 3/4" O.D.

Filters

Part No.	Description
842513	Engine -Air
842502	Engine - Oil
▲ 108046	Hydraulic
842504	Fuel
821814	Fuel



PTO Model Shown

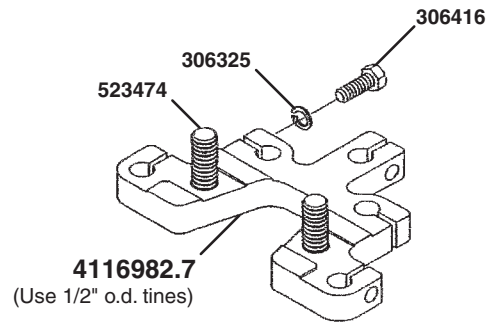
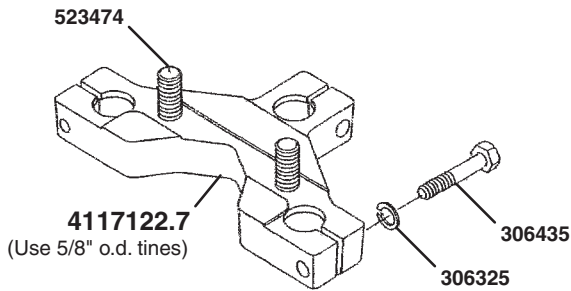
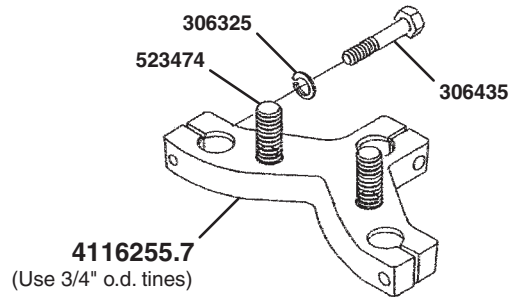
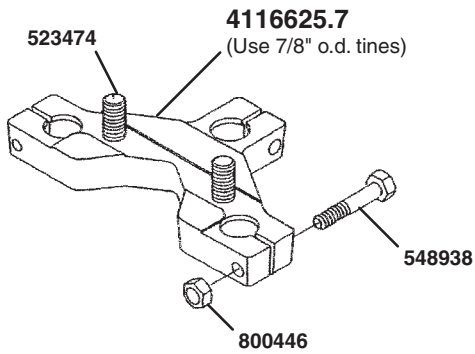
Aerator Parts

Part No.	Description
821814	Fuel Filter (Engine Model 544913)
▲ 5000913	Air Filter (Engine Model 544913)
835825	Spark Plug (Engine Model 544913)
835063	Drive Belt (Engine Model 544913)
▲ 888348	Release Bearing, Clutch (Engine Model 544913)
522973	Idler Pulley (Engine Model 544913)
835062	Fan Belt (Engine Model 544913)
893288	Governor (Engine Model 544913)
2701420	Drive Belt (PTO Model 544914)

Parts Common to Both Models

Part No.	Description
891956	Chain, #50 Sealed 69 Links
522123	Chain Connector #50 Sealed
523126	Rubber Bumpers
835567	Rubber Bumpers
▲ 4116507.7	Turf Guard (Standard)
4116983.7	Turf Guard (Quint Tine 21 Finger)
836729	Disc, Slip Clutch
836820	Wear Plates, Slip Clutch
818020	Springs, Slip Clutch

GreensAire 60 Tine Holders



AERATORS

Tine Holders

Part No.	Description
4116625.7	Tine Holder 7/8" O.D. Tine (Standard)
4116255.7	Tine Holder 3/4" O.D. Tine
4117122.7	Tine Holder 5/8" O.D. Tine
4116982.7	Tine Holder 1/2" O.D. Tine (Quint)



GreensAire 60 Tines



523863
(1/2" o.d.)



523864
(1/2" o.d.)



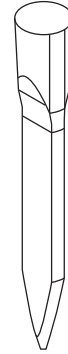
523421
(3/4" o.d.)



834973
(7/8" o.d.)



838323
(3/4" o.d.)



2703529
(3/4" o.d.)

Original Tines

Part No.	Description
▲ 523863	1/4" Solid Tine 1/2" O.D (Quint)
▲ 523864	1/4" Coring Tine 1/2" O.D. (Quint- Side Eject)
4180566	1/2" Coring Tine 5/8" O.D. XL
517486	1/4" Coring Tine 5/8" O.D.
▲ 517487	3/8" Coring Tine 5/8" O.D.
▲ 517488	1/2" Coring Tine 5/8" O.D.
4180567	1/2" Coring Tine 5/8" O.D. XLT
523421	3/8" Coring Tine 3/4" O.D.
838323	1/2" Solid Tine 3/4" O.D.
▲ 523472	1/2" Coring Tine 3/4" O.D.
▲ 517489	5/8" Coring Tine 3/4" O.D.
▲ 523028	5/8" Coring Tine 3/4" O.D.
523273	3/4" Coring Tine 3/4" O.D.
▲ 834973	3/4" Coring Tine 7/8" O.D. (Standard Side Eject)
2703529	VenTine 3/4" O.D. x 6.00"
2702060	VenTine 5/8" O.D. x 4.50"

DuraTines (Premium)

Part No.	Description
4180561	1/4" Coring Tine, Side Eject, 1/2" O.D. (XLT)
4180562	1/4" Solid Tine, 1/2" O.D. (XL)
4180563	1/4" Solid Tine, 5/8" O.D. (XL)
4180564	3/8" Solid Tine, 5/8" O.D. (XL)
4181740	1/2" Coring Tine, Top Eject, 3/4" O.D. (XL)
4180568	1/2" Solid Tine, 3/4" O.D. (XL)
4180573	5/8" Solid Tine, 3/4" O.D. (XL)
4180576	3/4" Solid Tine, 3/4" O.D. (XL)

Tines & Blade PerformAire 60 & 80



Aerator Parts

Part No.	Description
4162069	Spring Assembly
4162071	Camber Bracket Assembly
4162098	Dowel Pin Bullets, 1/2"
4162061	Wrist Pin Short
4162066	Tine Bolt Large
4162068	Spring Wire, Tine End
4162074	Spring Wire, Hinge End
4162065	Front Spring Holder
4162053	Rear Spring Post
4162073	Bumper Pad

Part No.	Description
4162301	Sleeve, 1/2" tp 5/16" Tine Adapter
4162302	Solid Tine 5/16 x 8"
4162303	Solid Tine 5/16 x 9"
4162306	Solid Tine 1/2 x 10"
4162307	Solid Tine 1/2 x 12"
4162308	Solid Tine 1/2 x 14"
4162309	Solid Tine 3/4 x 10"
4162310	Solid Tine 3/4 x 12"
4162311	Solid Tine 3/4 x 14"
4162312	Solid Tine 7/8 x 12"
4162314	Solid Tine 5/16 x 15-3/4"
4162327	Tine Asm. 5/8 x 7", 7/16" Plug Coring
4162323	• Coring Shank, 1/2 x 2", 5/8" Tube
4165189	• Tube 5/8 x 7" Coring
4165198	• Roll Pin, 5/8" Tube
4162329	Tine Asm. 3/4 x 7", 1/2" Plug Coring
4162321	• Coring Shank, 1/2 x 2", 3/4" Tube
4165190	• Tube 3/4 x 7" Coring
4165199	• Roll Pin, 3/4" Tube
4162330	Tine Asm. 1-1/4 x 8", 3/4" Plug Coring
4162317	• Coring Shank, 18mm x 1-7/8", 1-1/4" Tube
4165191	• Tube 1-1/4 x 8" Coring
4165197	• Roll Pin 1-1/4" Tube
4162333	Tine Asm. 3/4 x 10", 1/2" Plug Coring
4162320	• Coring Shank, 12mm x 1-7/8", 3/4"
4165192	• Tube 3/4 x 10" Coring
4165199	• Roll Pin, 3/4" Tube
4162334	Tine Asm. 3/4 x 10", 1/2" Plug Coring
4162321	• Coring Shank, 1/2 x 2", 3/4" Tube
4165192	• Tube 3/4 x 10" Coring
4165199	• Roll Pin, 3/4" Tube
4162335	Tine Asm. 1 x 10", 5/8" Plug Coring
4162319	• Coring Shank, 18mm x 2", 1" Tube"
4165193	• Tube 1 x 10" Standard Wall
4165196	• Roll Pin 1" Tube
4162336	Tine Asm. 1 x 10", 5/8" Plug Coring
4162319	• Coring Shank, 18mm x 2", 1" Tube"
4165194	• Tube 1 x 10" Heavy Wall
4165196	• Roll Pin 1" Tube
4162337	Tine Asm. 1-1/4 x 12", 3/4" Plug Coring
4162317	• Coring Shank, 18mm x 1-7/8", 1-1/4" Tube
4165195	• Tube 1-1/4 x 12" Coring
4165197	• Roll Pin 1-1/4" Tube
4164080	Tine Asm. 3/4 x 10", Coring Heavy Wall
4162320	• Coring Shank, 12mm x 1-7/8", 3/4"
4165199	• Roll Pin, 3/4" Tube
4164095	Slicer Blade



Turf-Truckster Suzuki Engine

Part No.	Description
▲ 4115404	Belt, Power Steering
4115407	Belt, Governor/Hydraulic Pump
▲ 2701908	Oil Filter
▲ 4120026	Belt, Water Pump/Alternator (K6)
4140919	Belt, Water Pump/Alternator (K6A)
2208174	Air Filter
▲ 2701898	Fuel Filter
4119606	Spark Plug, NGK
2701832	Spark Plug, Denso
885249	Filter Element
4115406	Belt, Hyd. Pump and Governor
5000919	Air Filter Element
● 4139265	Belt, Alternator/Power Steering
● 4139351	Belt, Governor/Hydraulic Pump
4139726	Tool, Suzuki K6 Valve Adjustment
894930	Cylinder, Wheel
895113	Cylinder, Brake Master
893067	Control Cable Kit
842774	Ball Joint
836695	Tapered Roller Bearing

● For Later Models

Turf-Truckster Kubota Engine

Part No.	Description
▲ 4117092	Belt, Hydraulic Pump
▲ 5000919	Element, Air Cleaner
▲ 550489	Element, Fuel Filter
▲ 4113986	Filter, Oil
4175560	Belt, Alternator/Power Steering
4177260	Plug, Drain
2500811	Gasket, Drain Plug
894930	Cylinder, Wheel
895113	Cylinder, Brake Master
893067	Control Cable Kit
842774	Ball Joint
836695	Tapered Roller Bearing

Turf-Truckster Engine Parts

Part No.	Description
▲ 522200	Filter, Hydraulic Oil
821814	Element, Filter Fuel
826000	Fuse, 20 AMP
▲ 5000919	Element, Air Filter
▲ 841027	Belt, Hyd Pump & Alternator
835825	Spark Plug

Turf-Truckster Perkins Engine

Part No.	Description
600997	Belt, Alternator/Power Steering
▲ 841966	Belt, Hydraulic Pump
▲ 5000913	Element, Air Cleaner
▲ 2208175	Fuel Filter
▲ 2208174	Oil Filter
885249	Filter Element

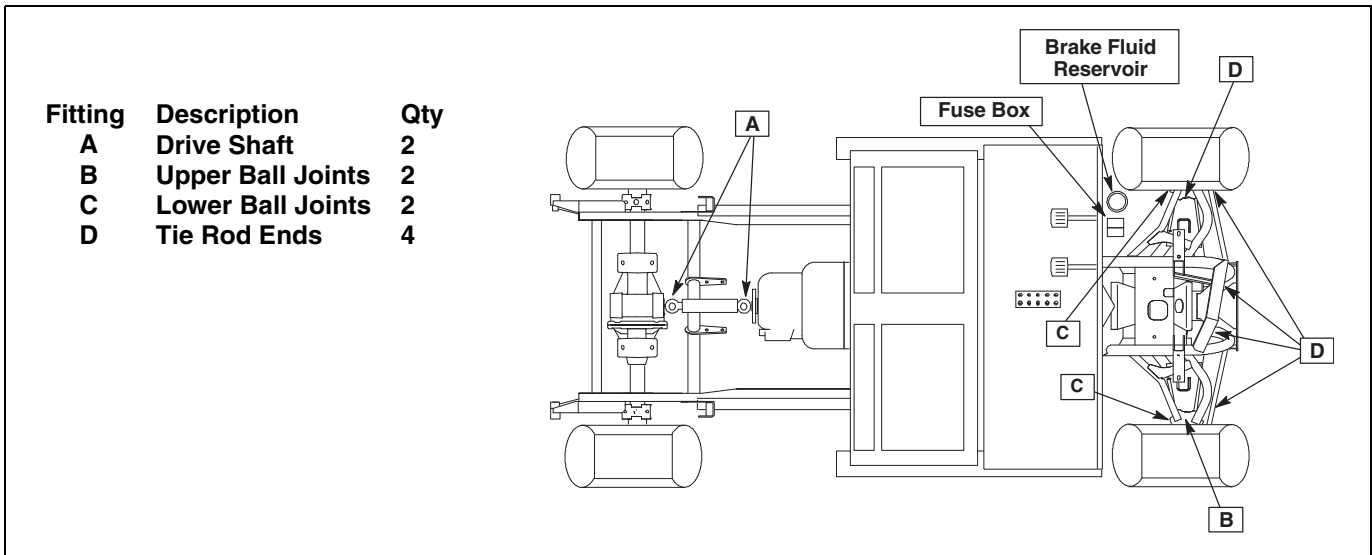
Maintenance and Lubrication Charts

WARNING

Before you clean, adjust, or repair this equipment, disengage all drives, lower implements to the ground, engage parking brake, stop engine and remove key from ignition switch to prevent injuries

1. Always clean the grease fitting before and after lubricating.

- Lubricate with grease that meets or exceeds NLGI Grade 2 LB specifications. Apply grease with a manual grease gun and fill slowly until grease begins to seep out. *Do not use compressed air guns.*
- For smooth operation of all levers, pivot points and other friction points that are not shown on the lubrication chart apply several drops of SAE 30 oil every 40 hours or as necessary.
- Grease fittings every 100 hours. Do not over grease drive shaft fittings **(A)**. Too much grease will damage the seals.



Turf-Truckster (84043, 84044, 84056, 84057, 84061, 84063, 84064, 84067, 84068 & 84069)

Recommended Service and Lubrication Intervals

	Daily	First 35 Hours	Every 75 Hours or 2 Months	Every 100 Hours or 3 Months	Every 200 Hours or 6 Months	Every 400 Hours or 9 Months	Every 600 Hours or 12 Months	Notes
Air Filter					R**			5000919
Alternator							I	
Battery			I				C	
Belts	I-A*			I-A			I-A	
Brake Fluid				I-A				
Brake Linings		I-A*		I-A			I-A	
Clutch				I-A				
Cooling System	I-C-A				I	R		
Differential Fluid				I-R*			R	
Electrical System		I*		I				
Engine Glow Plugs							I	
Engine Idle Speed		I*					I	
Engine Noise / Vibration	I							
Engine Oil (Suzuki)	I	R*****		R**				
Engine Oil Filter (Suzuki)	I	R*****		R**				2701908
Engine Oil (Kubota)	I	R*	R**					
Engine Oil Filter (Kubota)	I	R*	R**					4113986
Engine Valve Clearance		I****				I****		
Fluid Leaks	I-R							
Fuel System		I*					I	
Fuel Filter				R				550489 (Kubota) 2701898 (Suzuki)
Fuel Water Separator (Diesel Only)	I-C							
Governor Fluid				I-A				
Hydraulic Filter							R	885249
Hydraulic Fluid				I-A			R	
Injection Pump / Timing							I	
Lubricate Chassis				L			L	
Muffler and Exhaust	I			I				
Radiator Screens	I-C/AR							
Power Steering Fluid		I*		I				
Spark Plugs (Gas only)							C-A-R	
Starter Motor Brushes							I	
Tires	I	I-A						
Transmission Fluid (Manual Transmission)				I			R	
Transmission Fluid (Automatic Transmission)				I			R	
Wheel Bearings							Repack	

A - Add or Adjust C - Clean I - Inspect L - Lubricate R - Repair or Replace AR - As Required

Notes:

* Indicates initial service for new machines.
 ** Engine oil, oil filter and air filter may require more frequent replacement depending on operating conditions.

*** Inspect visible hoses and tubes for leaks or oil marks.
 **** Must be done at Authorized Dealer.
 ***** Change oil and filter on Suzuki Engines after first fifty hours.

SprayTek DS300 & DS175 Sprayer

Part No.	Description
▲ 837295	Switch, Key
843581	Switch, Light
830366	Switch, Horn
894308	Switch, Brake/Clutch
▲ 826284	Cross and Bearing Kit - DS300
837303	Head Light
893602	Tail Light
822049	Tail Light Bulb
▲ 2701253	Brake Shoe Kit
▲ 22400-85141	Clutch Disc - DS300
▲ 22100-85200	Clutch Pressure Plate - DS300
▲ 23265-85200	Throwout Bearing - DS300
▲ 4221100	Relay, 70 Amp
▲ 843167	Relay, 12V 15 Amp
894930	Cylinder, Wheel
895113	Cylinder, Brake Master
893067	Control Cable Kit
842774	Ball Joint
836695	Tapered Roller Bearing



DS-300 SprayTek Filters & Belts

Part No.	Description
▲ 5000913	Element, Air Cleaner
600997	Belt, Alternator/Power Steering
▲ 2208175	Fuel Filter, Perkins
▲ 2208174	Oil Filter, Perkins
600653	Belt, Sprayer Pump


DS-175 SprayTek Filters & Belts Suzuki K6

Part No.	Description
2701908	Oil Filter
2701898	Fuel Filter
5000913	Element, Air Cleaner
4139265	Belt, Alternator/Power Steering
4139427	Governor Pump Idler Belt
▲ 4117092	Belt, Sprayer Pump

Note: Order SprayTek parts from
 SprayTek SDI.
www.sprayingdevices.com
 800-564-7548

Kubota Engine

Part No.	Description
4175863	Belt, Sprayer Pump
▲ 5000919	Element, Air Cleaner
▲ 550489	Element, Fuel Filter
▲ 557759	Filter, Oil
4175560	Belt, Alternator/Power Steering



Part Number	Page(s)	Part Number	Page(s)
001009770	120, 121	1004415	8
002036057	72	1004653	89
002036070	72, 73	1004756	15, 17, 72
002090590	120, 121	1004786	15, 17
008089620	43, 81, 121, 127	1004944	54
008162670	120	1004988	7
008162700	120	1004990	7, 67, 68, 71, 72, 73, 78, 88
008233156	120	1004991	7, 54, 57, 60, 63, 65, 67, 68, 71, 72, 73
008233164	120, 121	106790	54
008233180	120, 121	107917	68
008233370	81, 120, 121, 127	108046	41, 44, 72, 103, 142
008244630	72	108208	128
008244680	72, 73	112111-04	28, 106
008245135	72	112111-05	28, 106, 128
008245151	72	112243-03	28, 106, 120, 121
008289120	72, 73	112243-04	28, 106
008296040	121	112243-05	28, 128
009200388	28	122769	21
0544918	141	122875	21
058231	141	123265	11, 82
068614	72, 73	123266	10, 81, 82
1000373	71	123267	11
1000374	71	123268	7, 88, 89, 92, 93, 96
1000480	15, 17, 72, 73	129806	6
1000514	68	130956	88, 104
1000599	4	130971	105
1000600	9	131161	51
1000770	8, 71, 73, 88, 89, 92, 93, 96	131177	105
1001010	82	131311	104
1001014	71	131391	105
1001642	21	131434	68
1001643	21	131476	104
1001885	110, 111, 114, 117	131529	105
1002224	15, 17, 71, 78, 88, 93, 96	131596	106
1002226	19, 71, 96	131717	110, 111, 114, 117
1002256	15, 17	131791	68
1002446	8, 89, 92	131805	68
1002532	19	131905	67, 68, 71, 82
1002560	51	131917	104
1002679	89, 92	131919	104
1002692	82	132259	104
1002806	124	132506	11, 100
1002811	19	132639	10, 21, 81, 82
1002858	85, 105	132640	12, 21, 82
1002954	109	132680	21
1003047	89, 92	148057-03	128
1003048	89, 92	148057-06	120, 121
1003056	21	148070	120, 121
1003057	21	148077	103
1003366	52	148082-05	128
1003399	105	153215	101
1003400	105	155517	102
1003403	109	158135-01	72, 82, 85, 89, 92, 103, 128, 142
1003467	72, 73	160040	68
1003663	105	162720	71, 82, 85, 88, 105
1003664	105	162721	68, 71, 82, 85, 88, 110, 111, 114
1003711	102	162723	68, 71, 82, 85, 88, 89, 92, 110, 111, 114, 124
1003728	8, 19, 89, 92, 93, 96	163302	105, 124
1003991	105	163425	104, 105, 110, 111, 114, 117
1003998	105	163441	68
1003999	105	163892	15, 17, 72, 73
1004000	105	163996	104
1004252	124	164037	104
1004290	78, 81, 85, 89, 127, 129, 130, 133, 136	164056	54, 63, 66
1004316	71	164194	82, 85

Part Number	Page(s)	Part Number	Page(s)
178007	37	2500647	25
178013	120, 128	2500684	105
178025	43, 44, 106, 120, 121, 128	2500685	105
178052	108	2500714	20, 25, 81, 82
178078	43, 128	2500715	20, 25, 81, 82
178092-21	128	2500722	109
178105	128	2500759	19, 64
178105-01	128	2500809	41, 42, 43, 81, 88, 89, 90, 92, 96, 97, 104, 109
178121	120, 121	2500811	147
178145	37, 120, 121	2501151	53, 55, 63
198027	106	26560017	43, 121
198037	37, 106	2701253	150
2000065	15, 17	2701420	143
2000068	17, 67, 72, 73	2701832	147
2000117	19	2701898	44, 147, 149, 150
2000125	19	2701908	44, 147, 149, 150
2000135	19	2702060	141, 145
202947	54	2702185	67
203984	101	2703133	141
203986	101	2703529	142, 145
203987	100	2720594	128
203992	100	2720702	128
204119	101	2720725	128
207473	21	2720948	37, 106
207474	21	2721511	106
2192502-01	28, 106	2721519	106
2192502-02	28, 106	2721526	106
2192502-03	28, 128	2721539-01	44, 106
2196167.2	106	2722004	128
2198121	37, 106	2722006	128
2198153	120, 121, 127, 129, 130, 133, 136	2722228-03	106
2198158	106	2722230-01	106
2198192	128	2809643	88
2198290	43, 120	2809790	109
2202010	128	2809951	103
220275	101	2810030	28, 124
220292	104	2810043	15, 17, 68, 71, 88
2203022	128	2810158	109
2203097	128	2810165	15, 17
2208011-03	128	2810166	15, 17
2208018-01	128	2810269	71, 85, 124
2208036	120	2810444	25, 54
2208174	43, 120, 121, 147, 150	2810471	19, 25, 89, 92, 96
2208175	147, 150	2810472	19, 25, 89, 92, 96
22100-85200	150	2810708	6
2218044	120, 121	2810713	37
2218045	120, 121	2810984	25, 54
2218067	120	2811027	15, 17
2218152-02	120, 121	2811028	5
22400-85141	150	2811030	5
2308094	128	2811039	5
23265-85200	150	2811055	17
241807	72, 73	2811070	37, 56, 57, 58, 59, 60, 61, 63, 65, 66
241808	72, 73	2811106	37, 56, 57, 58, 59, 60, 61, 65, 66
241838	5, 7, 10, 11	2811225	113, 116, 119
2500020	54	2811226	81
2500022	7	2811255	41, 42, 43, 85, 89, 90, 92, 93, 94, 96, 97, 109, 110, 111, 114, 117
2500024	54	2811362	37, 63
2500224	50	2811376	85
2500226	50	2811450	37
2500540	25, 100	2811453	111, 114, 117
2500542	25, 100	2811488	89, 92, 105, 109
2500546	32, 35, 41, 43, 44, 93	2811648	37
2500548	32, 35, 93	2811669	65
2500575	25, 54		
2500604	25		
2500606	25		

Part Number	Page(s)	Part Number	Page(s)
2811676	66	3004894	78, 111, 114, 117, 127, 129, 130, 133, 136
2811690	66	3005121	89, 92, 109, 110, 111, 114, 124
2811831	109	3005156	5, 7, 8, 10, 11, 12, 96
2811850	109	3005209	19
2811854	109	3005210	19
2811909	68	3005318	8
2811910	68	3005380	54
2812294	105	3005692	15, 17, 19, 55, 78, 93, 96
2812344	85, 89, 92	3005890	21
2812384	15, 17, 56, 57, 58, 59, 60, 61	3005936	85
3000313	21	3005996	85
3000359	78, 82, 124	3006021	19
3000394	6, 67, 72, 73	3006022	19
3000546	9	3006028	19
3000698	8, 93, 96	3006030	19, 96
3000718	21	3006061	64
3000783	12	3006248	19
3000784	12	3006290	19
3000983	4, 5, 8, 21, 93, 96	3006434	89, 92
3001079	82	3006436	85, 89, 92
3001152	21	3006447	85
3001307	82, 85, 89, 92, 124	3006449	85, 89, 92
3001372	111, 114	3006511	54
3001654	8	3006539	93, 96
3001656	4, 5, 8, 72, 73, 93, 96	3006632	109
3001762	4, 5, 8, 93, 96	3006634	109
3001780	82	3006858	63
3001837	28, 104	3007008	7
3001838	28, 104	3007135	52
3001842	28, 105	3007137	52
3001950	37, 82	3007138	28, 52
3002509	104	3007308	101
3002627	82	3007599	88
3002628	82	3007602	104
3002833	28, 106	3007673	21
3003086	21	3007759	28, 105, 124
3003207	105, 111, 114, 117	3007760	28, 105
3003208	105	3007764	109, 127, 129, 130, 133, 136
3003209	105	3007798	78, 93, 96
3003210	105	3007843	47
3003389	21	3008027	8
3003413	11	3008359	21
3003414	11, 12	3008360	21
3003415	10	3008388	109, 124, 127
3003416	7	3008429	52
3003474	78, 81, 127	3008432	78, 93, 96
3003475	78, 81, 127	3008438	15, 17, 55, 67, 72, 73
3003517	21	3008439	15, 17, 55, 67, 72, 73
3003611	21	3008601	19
3003708	21	3008625	124
3003939	124	3008626	124
3004043	81	3009271	124
3004189	21	3009280	19
3004368	64	3009281	19
3004369	64	3009499	8
3004370	21	3009548	101
3004374	37, 88, 104	3009565	37, 71
3004432	104	3009724	4
3004555	66	3009725	6
3004611	55	3009726	9
3004734	19	3009847	28, 111, 114, 117
3004738	19	3009848	28, 111, 114, 117
3004795	19	3009892	19, 96
3004800	19	3010210	4, 6, 9, 127, 129, 130, 133, 136
3004870	68	3010286	5, 6, 7, 8, 78
3004882	5, 7, 8, 10, 11, 12, 96	3010296	15, 17

Part Number	Page(s)	Part Number	Page(s)
3010422	7	339911	30, 31
3010470	19, 96	339912	30, 31
3010471	19	339913	30, 31
3010472	19	339914	31
3010489	93, 96	339915	30, 31
3010550	28, 109	339972	30
3010551	28, 109	339974	30
3010621	6, 7	339975	30
3010712	5, 6, 7, 8, 78	339977	30
303558	72, 73	339979	30
304390	54	339980	30
304745	15, 17	339983	30
305115	72, 73	339984	30
306828	21	339985	30
315298	15, 17, 93, 96, 111, 114, 117	339988	30
315843	101	339989	30
315872	101	339990	30
315873	101	339993	30
315876	101	339994	30
315877	101	339996	30
315909	101	339998	30
315910	101	339999	30
315928	101	340002	30
315938	100	340003	30
315939	100	340005	30
315964	101	340006	30
315965	101	340007	30
315967	101	340008	30
315977	101	340009	30
315978	101	340010	30
316482	100	340011	30
325163	25, 100	340022	30
329037	55	340023	30
329120	100	340025	30
33049-05	106	340026	30
331834	101	340027	30
332516	101	340028	30
335449	28, 51, 72, 73	340029	30
336054	100	340030	30
336481	71	340033	30
336962	15, 17, 55, 59, 60, 61	340036	30
337341	104	340039	30
337442	104	340055	30
337547	104	340057	30
337677	54	340059	30
337713	105	340061	30
338246	88	340062	30
338289	71, 82, 103	340063	30
338521	104	340065	30
338548	37, 105, 106	340066	30
338585	21	340067	30
338601	82	340068	30
338647	5, 7, 10, 11, 12, 96	340069	30
338763	72, 73, 128	340070	30
338773	6, 12	340071	30
339027	110	340074	30
339896	30, 31	340075	30
339897	30, 31	340077	30
339898	30, 31	340078	30
339899	30, 31	340084	30
339900	30, 31	340085	30
339901	30, 31	340087	30
339902	30, 31	340088	30
339903	30, 31	340089	30
339908	30, 31	340090	30
339909	30, 31	340095	30
339910	30, 31	340096	30

Part Number	Page(s)	Part Number	Page(s)
340118	30	361648	78, 93, 96
340119	30	361723	127, 128
340120	30	362226	106
340121	30	362229	106
340122	30	362643	96
340123	30	363233	105
340142	30	363275	63
340143	30	363643	19
340144	30	363808	28, 50
340147	30	363809	50
340166	30	363961	82
340167	30	364040	50
340168	30	364147	21
340169	30	364148	21
340191	30	364150	21
340193	30	364151	21
340214	30	364259	21
340215	30	364281	21
340216	30	364282	21
340217	30	364283	21
340219	30	364777	21
340238	30	364900	15, 17, 64, 93, 96
340239	30	364901	15, 17
340240	30	365016	5, 7, 11
340241	30	365039	10
340243	30	365229	64, 72, 73
340263	30	365230	28, 50, 72, 73
340264	30	365235	37, 50
340265	30	365246	78
340267	30	365330	12, 72, 73
340269	30	365345	12
340274	30	365422	32
340275	30	365467	50
340276	30	365501	19
340288	30	365769	106
340289	30	365772	110, 111, 114, 117
340292	30	365943	89, 92, 109, 110, 124
340337	30	365948	127, 129, 130, 133, 136
340338	30	365963	110, 111, 114, 117
340339	30	365995	21
340375	30	366562	110, 111, 114, 117
340376	30	366566	110
340377	30	366593	110, 111, 114, 117
340379	30	366648	54, 59, 60, 61, 64, 65, 66
340486	85, 89, 92	366649	64
340752	65	366650	59, 60, 61, 64
343616	15, 17, 19, 55, 78, 93, 96	366652	64
344137	100	366653	21
345331	68	366670	85, 89, 92
345510	93, 96	366693	59, 60, 61
346149	105	366702	59, 60, 61
346883	109, 124	366707	6
347490	102	366708	59, 60, 61
347505	102	366743	63
349496	28	366751	82, 85, 89, 92
350759	104	366870	93, 96
352214	4, 9	367029	4, 5, 6, 7, 8, 9, 10, 11, 12, 96, 101, 127, 129, 130, 133, 136
352221	51, 72, 73	367140	111, 114, 117
352437	51	367164	15, 17
352635	101	38348-01	106
352737	15, 17, 19, 55	38382	53
357958	54	38383	72
358671	104	390264	104
360111	105	390457	104
361117	78, 93, 96	390514	28, 104
361406	82	390515	28, 104
361439	85, 89, 92, 129, 130, 133, 136		

Part Number	Page(s)	Part Number	Page(s)
390899	12, 67, 72, 73	4115958.7	141
390900	12, 67, 72, 73	4115972.7	141
391039	28, 110	4115977	32, 35, 40, 41, 71
391040	28, 110	4116255.7	142, 144
400050	15	4116290.7	142
400051	15	4116292.7	142
400052	15	4116507.7	143
400053	15	4116625.7	142, 144
400065	15	4116738	12, 50
400104	15, 17	4116978 142	
400108	19	4116982.7 142,	144
400110	15, 17	4116983.7	143
400118	15, 17	4116986	141
400182	19	4116987	141
400184	19	4116989	141
400186	21	4116992	142
400192	15, 17	4117003.7	142
400234	106	4117005.7	142
400258	21	4117092	38, 147, 150
400260	21	4117122.7	142, 144
400264	19, 21, 104, 110, 111, 114, 117	4117230	109
400294	15, 17	4117807	127, 129
400406	105	4118902	14, 16, 25, 27, 85
400410	109, 110, 111, 114, 117, 127, 129, 130, 133, 136	4118903	5
400446	21	4118985	129, 130
401237	109, 127	4119024	124
403782	15, 17, 68, 71	4119512	14, 16, 25, 85
407586	4, 9	4119513	14, 16, 25, 85
4102780	36, 59, 60, 61	4119606	147
4103038	85	4120026	38, 147
4103039	85	412015	21
4103161	124	412017	51
4103163	124	4120925	129, 130
4103540	66	4120932	129, 130
4104720	15, 17, 59, 60, 61	4120976	129
4105800	36, 65, 66	4121111	128
4108620	85	4121764	66
4108920	5, 56, 59	4122175	110
4108921	5	4122840	129, 130, 133, 136
4108924	5	4123183	85, 89, 92, 129, 130, 133, 136
4111911	32	4124066	127, 129, 130
4111913	32	4124076	127
4112764	32	4124087	28, 129, 130, 133, 136
4113435	38, 141	4124737	121
4113436	38, 141	4124743	121
4113437	38, 141	412503	17, 96
4113515	141	4125702	53
4113531	128	4125703	53
4113678	110	4125831	89, 103, 111, 114, 117, 129, 130, 133, 136
4113986	43, 44, 110, 111, 113, 114, 116, 117, 119, 129, 130, 131, 133, 134, 136, 147, 149	4127052	53
4114701	32, 93	4127125	53
41152002A	124	4127296	127
4115404	38, 147	4127337	53
4115405	38	4127498	53
4115406	38, 147	4127515	53
4115407	147	4127539	53
4115430	128	4127583	53
4115523	5	4127597	53
4115557	4, 5	4127860	53
4115558	4	4127883	53
4115559	5	4128286	53
4115756	39	4128287	53
4115860	5, 85	4128288	53
4115939.7	141	4128289	53
		4128888	65, 78, 89, 103
		4129639	28, 127

Part Number	Page(s)	Part Number	Page(s)
4129683	89	4138120	37, 124, 125
4130092	19	4138512	103
4130132	65, 78, 89, 103	4138579	121
4130133	78, 89	4138591	68
4130417	6	4138725	28, 127
4130418	6	4138728	127
4130419	6	4139005	53, 54, 63
4130428	6	4139103	28, 127
4131001	27, 57, 60, 63, 65, 66, 78	4139134	124
4131003	27, 57, 60, 63, 65, 66, 78	4139265	38, 147, 150
4131004	27	4139351	38, 147
4131005	27, 88, 93, 96	4139427	38, 150
4131006	27	4139604	103
4131007	27	4139726	147
4131008	27	4140021	66
4131009	27	4140022	66
4131010	27, 88, 93, 96	4140023	66
4131086	53	4140149	82, 85, 89, 92, 105, 111, 114, 117, 124
4131219	27	4140374	53, 54, 56, 57, 58, 59, 60, 61, 63
4131343	121	4140919	38, 147
4131369	27, 57, 60, 63, 65, 66, 78	4141266	82
4131370	27, 57, 60, 63, 65, 66, 78	4143249	68
4131371	27	4144006	38
4131373	27	4145428	56, 57, 58, 65
4131374	27	4148877	72
4131384	39	4151882	129, 130, 133, 136
4131618	59, 60, 61, 65	4153038	127
4131977	106	4154600	73
4132109	81, 127	415525	12
4132119	81, 127	4156936	50
4132125	47	4157081	39
4132168	124, 125	4157082	39
4132169	124	4157260	12
4132211	124	4158082	27, 57, 60, 63, 65, 66
4132247	43, 120	4158083	27, 57, 60
4132751	81, 127	4158280	68
4132996	37	4159102	73
4133067	72	4161022	27
4133648	27	4161082	27, 93, 96
4133820	43, 111, 114, 117, 119, 121, 129, 130, 131, 133, 134, 136	4162053	146
4133821	43, 111, 114, 117, 119, 129, 130, 131, 133, 134, 136	4162061	146
4133915	81, 127	4162065	146
4133916	81, 127	4162066	146
4134020	81	4162068	146
4134115	27	4162069	146
4134323	37, 111, 129, 130	4162071	146
4134530	128	4162073	146
4134859	4	4162074	146
4134967	127, 129	4162098	146
4135081	4	4162302	146
4135083	4, 85	4162303	146
4135791	124	4162306	146
4135850	81, 127	4162307	146
4135851	81, 127	4162308	146
4135852	81, 127	4162309	146
4135927	127	4162310	146
4136009	81, 127	4162311	146
4136191	124	4162312	146
4136871	128	4162314	146
4136880	103	4162317	146
4137139	68, 99, 103	4162319	146
4137186	28, 129, 130, 133, 136	4162320	146
4137534	127, 129, 130, 133, 136	4162321	146
4137659	129	4162323	146
4137894	43, 124, 125	4162327	146
		4162329	146

Part Number	Page(s)	Part Number	Page(s)
4162330	146	4171671	39
4162333	146	4171672	39
4162334	146	4171673	39
4162335	146	4171674	39
4162336	146	4171675	39
4162337	146	4171721	39
4163101	28, 127	4171722	39
4163106	28, 129, 130, 133, 136	4171984	39
4163121	130	4171985	39
4163760	57	4172945	25, 57, 60, 65, 66
4164080	146	4173922	127, 129, 130
4164095	146	4173923	127, 129, 130
4165020	56, 57, 58, 59, 60, 61	4174240	129, 130, 133
4165062	56, 57, 58	4174241	89, 92, 109
4165189	146	4174684	78, 89, 106, 109, 117, 129, 130, 133, 136
4165190	146		
4165191	146	4175220	5
4165192	146	4175221	5, 56, 59
4165193	146	4175560	38, 147, 150
4165194	146	4175863	38, 150
4165195	146	4176550	38
4165196	146	4177260	147
4165197	146	4177720	133, 136
4165198	146	4177740	133, 136
4165199	146	4179180	65, 66
4165260	27, 88, 93, 96	4179980	4
4166860	19, 96	4180561	141, 142, 145
4166902	27	4180562	141, 142, 145
4166903	27	4180563	141, 142, 145
4167400	17	4180564	141, 142, 145
4169260	12	4180565	142
4169341	36, 56, 57, 58, 65	4180566	141, 142, 145
4169520	50	4180567	141, 142, 145
4169600	50	4180568	142, 145
4170202	25, 56, 59	4180569	142
4170203	25, 58, 61	4180570	142
4170220	14, 16, 25, 56,	4180571	141, 142
4171380	15, 17	4180572	141, 142
4171642	39	4180573	141, 142, 145
4171643	39	4180574	142
4171644	39	4180575	142
4171645	39	4180576	142, 145
4171646	39	4181380	39
4171647	39	4181381	39
4171648	39	4181382	39
4171649	39	4181383	39
4171650	39	4181740	142, 145
4171651	39	4181902	89, 92
4171652	39	4182220	85
4171653	39	4184140	32
4171654	39	4184653	21, 101
4171655	39	4185640	105
4171656	39	4186581	28, 111, 114, 117
4171657	39	4186582	28, 111, 114, 117
4171658	39	4187221	56, 57, 58, 59, 60, 61
4171659	39	4188500	27, 57, 60
4171660	39	4192802	50
4171661	39	4193220	99
4171662	39	4193221	99
4171663	39	4193880	78, 89, 103, 117, 129, 130, 133
4171664	39	4194020	99
4171665	39	4194160	111, 114
4171666	39	4194460	99
4171667	39	4195520	50
4171668	39	4196920	78
4171669	39	4198020	73
4171670	39	4199040	68

Part Number	Page(s)	Part Number	Page(s)
4199041	68	4255751	15
4199042	85	4255754	15
4199043	89, 92, 96	4256223	15, 17
4199061	41, 73, 75, 77, 81	4256224	15, 17
4202300	111, 114	4256225	15, 17
4203300	47	4256226	15, 17
4203780	39	4256227	15
4203781	39	4256228	15
4208074	78	4256229	15
4209180	73	4256230	15
4211827	78	4256231	15
4216242	72, 105	4256232	15
4217502	78	4256233	15
4219840	32, 70	4256290	53
4219860	32, 93	4256392	127
4220220	36	4256471	124
4221100	117, 136, 150	4256472	124
4221901	78	4256572	124
4221961	78	4256574	124
4222802	78	4256692	59, 60, 61
4222983	39	4258099	46
4223946	25, 60	4260372	89, 92
4224660	78	4260373	89, 92
4224680	78	4260432	56, 57, 58, 59, 60, 61, 65
422511	19	4260910	56, 57, 58
4225502	25, 56, 59	4261470	59, 60, 61
4225504	14, 16, 25, 56, 59	4262910	36, 59, 60, 61
4225505	14, 16, 25, 60, 68, 73, 78	4263176	105, 109
4227241	50	4264470	125
4227500	125	4264471	117, 125, 136
4230980	43, 125	4264472	117, 125, 136
4231040	125	4265194	15
4231720	120, 121	4265710	59, 60, 61
4233963	81, 111, 114, 117	4266510	13
4234520	39	4266530	13
4234740	104, 105	4266550	13
4234900	14, 16, 25, 54, 57, 60, 63, 65, 66, 67, 68, 71, 73, 78	4266551	13, 27
4234901	14, 16, 25, 56, 59, 63	4266570	13, 27
4236020	85, 104, 106, 142	4266571	13, 27
4236060	89, 92, 128	4266590	13, 27
4236061	82, 89, 92, 109, 128	4268330	15
4239247	73	4268910	15
4239562	47	4269791	15, 17, 25, 68
4239563	47	4270811	117
4242524	105, 110, 111, 114, 117	4271134	117, 136
4242543	68	4271775	68
4242563	82	4271776	68
4242582	109, 110, 111, 114, 117	4274090	56, 57, 58
4242642	124	4279911	68
4242643	124	4283269	117
4245270	56, 57, 58	4283654	117
4247911	15, 17	4284035	117
4248170	73	4284053	25, 54
4249870	106	4284061	25, 63
4250770	106	4284069	25, 63
4250772	105, 106, 110, 111, 114, 117	4289828	133
4251124	133, 136	4294331	32
4251174	133, 136	4294332	32
4251470	56, 57, 58	4296191	32
4252390	105, 106, 111, 114, 117	4297126	43, 117, 119, 136
4252392	105, 106	4297133	43, 117, 119, 136
4252394	106, 111, 114, 117	4297258	37, 117, 136
4252470	15, 17, 19, 55, 56, 57, 58, 59, 60, 61, 63, 68, 85	4299832	117, 136
4252528	106	4299833	117, 136
4253030	124	434002	21
		434003	19
		434010	15, 17

Part Number	Page(s)	Part Number	Page(s)
434024	17	5000078	40, 41, 43, 71
434031	21	5000095	25, 63
434036	19	5000097	5, 10, 11
434038	21	5000098	14, 16, 25, 27, 56, 59, 63
434049	15, 19	5000141	25, 27, 58, 61, 63
441614	4	5000148	25, 63
441674	15, 17, 19	5000413	25, 27, 63
441677	55	5000414	25, 27, 63
441814	15, 17	5000416	25, 63
443102	15, 17, 19, 55	5000436	40, 41, 42, 44, 68, 70, 78, 80, 82, 103
443106	4, 19, 51	5000440	40, 41, 42, 44, 68, 70, 71, 73, 78, 82, 103
443110	15, 17, 21, 110, 111, 114, 117	5000441	40, 41, 42, 44, 68, 70, 71, 73, 75, 78, 80, 82, 103
443816	12	5000471	5, 10, 11
443842	52	5000527	68, 71, 82, 89
444708	15, 17	5000597	21
444756	106	5000598	104
445525	19	5000599	104
445718	21	5000616	21
445789	21	5000617	21
445795	15, 17, 19	5000625	4, 5, 8, 72, 73, 93, 96
445796	104	5000913	40, 41, 42, 44, 68, 70, 71, 72, 73, 77, 78, 80, 82, 103, 105, 143, 147, 150
445798	8	5000919	41, 42, 43, 44, 85, 87, 88, 89, 90, 92, 93, 94, 96, 97, 104, 105, 106, 108, 109, 120, 127, 128, 147, 149, 150
445801	4, 5, 6, 8, 93, 96	5001066	68
446116	21	5001085	28, 105, 106
446130	15, 17	5001099	14, 16, 25, 67, 68, 72, 73, 78
446136	4, 19, 21	5001100	14, 16, 25, 68
446142	15, 17, 19, 21, 110, 111, 114, 117	5001101	14, 16, 25, 57, 60, 67, 68, 72, 73, 78
446148	12	5001102	14, 16, 25, 68, 71
446154	110, 111, 114, 117	5001182	41, 43, 44, 72, 81, 104, 106, 108, 121, 127, 128
446174	21	5001284	37, 85, 89, 92
452006	4, 106	5001404	32, 35, 43, 44
452008	12	5001405	32, 35
453009	15, 17	5001581	32, 56, 57, 58, 59, 60, 61
453011	15, 17, 19, 21	5001606	21
453023	15, 17, 19	5001647	21
454017	19	5001951	37, 38, 70, 71, 78
455066	19	5002087	20, 25, 81, 82
458013	15, 17, 93, 96	5002088	20, 25, 81, 82
458039	21	5002089	20, 25, 82
458113	12	5002090	20, 25, 82
458461	64	5002141	15, 17
459290	31	5002151	93, 96
459291	31	500236	101
459293	31	5002452	31
459296	31	5002453	31
459300	31	5002454	31
460008	15	5002477	19, 96
461339	127	5002488	32
461357	19	5002489	32
461419	19	5002490	32
461460	55	5002491	32
463027	128	5002503	82, 88, 104, 110, 111, 114, 124
463029	15, 17	5002569	68, 71, 88
46510638F	37, 124	5002583	110
471214	5, 6, 7, 10, 11, 12, 15, 17, 21, 93, 96	5002605	25, 54
471217	64	5002609	19
471240	15, 17		
471242	21		
472519	21		
48524	128		
4929325	41, 75		
5000039	110, 111, 114		
5000040	25		
5000041	25		
5000067	32		
5000068	32		

Part Number	Page(s)	Part Number	Page(s)
5002644	40, 41, 42, 77, 80, 82, 103	500489	70, 77, 80
5002651	71	500533	101
5002693	43, 125	500534	5, 7, 8, 10, 11, 12, 15, 17, 55, 59, 60, 61, 64, 67, 72, 73, 101, 102, 109, 124, 128, 133, 136
5002714	110	500548	101
5002722	41	500562	111, 114, 117
5002727	64	500596	21, 93, 96
5002814	7, 67, 72, 73	500671	54
5002815	6, 67, 72, 73	500711	101
5002816	4	500763	101
5002817	9	500764	101
5002818	4	500895	104
5002819	9	501150	68, 88, 104
5002831	10	502619	104
5002832	12	502673	25, 100
5002833	8	502676	25, 100
5002835	11	503043	25
5002836	8	503206	25, 54
5002837	7	503223	110
5002839	11	503295	89, 92
5002887	14, 16, 25, 27, 54, 57, 60, 63, 65, 66, 67, 68, 71, 73, 78	503296	89, 92
5002888	14, 16, 25, 27, 56, 59, 63	503308	109
5002892	42, 44, 85, 87, 105	503359	20, 25, 82
5002915	37, 63	503360	20, 25, 82
5002962	54, 63	503365	68
5003031	96	503378	4, 6, 9, 72, 73, 127, 129, 130, 133, 136
5003051	88	503407	32
5003053	14, 16, 25, 67, 68, 72, 73, 78, 88, 89, 92, 93, 96	503409	32
5003054	14, 16, 25, 68, 71, 72, 73, 89, 92, 93, 96	503453	17
5003069	44, 105	503460	14, 16, 19, 25, 27, 71, 88, 89, 92, 93, 96
5003070	44, 105	503475	25, 54
5003102	32, 35, 93	503476	25, 54
5003103	32, 35, 41, 42, 43, 44, 93	503477	14, 16, 25, 27, 54, 57, 60, 63, 65, 66, 67, 68, 71, 72, 73, 78
5003104	32, 35, 40, 41, 43, 70, 71, 75	503478	14, 16, 25, 27, 54, 57, 60, 63, 65, 66, 67, 68, 71, 72, 73, 78
5003105	32, 35	503479	14, 16, 25, 27, 54, 57, 60, 63, 65, 66, 67, 68, 71, 72, 73, 78
5003150	14, 16, 25, 27, 67, 68, 71, 72, 73, 78, 89, 92, 93, 96	503543	15
5003157	124	503550	21, 25, 27, 82
5003192	106	503634	25
5003197	109, 124	503635	25
5003202	124	503654	25
5003207	43, 124	503660	71, 82, 85, 103
5003211	37, 124	503684	21
5003212	43, 124	517486	141, 142, 145
5003249	82	517487	141, 142, 145
5003250	82	517488	141, 142, 145
5003276	36	517489	141, 142, 145
5003278	36, 124, 136	521050	141
5003279	36	521859	141
5003280	36, 136	522123	143
5003281	36, 124	522200	147
5003282	36, 129, 130, 133, 136	522639	141
5003283	36, 136	522887	142
5003284	36	522973	143
5003370	43, 125	523028	142, 145
5003522	124	523126	78, 129, 130, 133, 136, 142, 143
5003641	124	523273	142, 145
5003648	21	523421	142, 145
5003650	21	523472	142, 145
5003652	25, 63	523826.7	141
5003687	8	523863	145
5003688	71		
5003689	37, 124		
5003691	43, 125		
5003763	109		

Part Number	Page(s)	Part Number	Page(s)
523864	141, 142, 145	62838	13
523907.7	141	62839	13
545104	141	62840	13
545723	101	62841	13
545940	59, 60, 61	62842	13
547613	142	62843	13
547818	72	62844	13
547849	141	62845	13
547860	141	62846	13
547861	141	62847	13
548942	106	62848	13
549593	88, 104	62849	13
549597	42, 82, 104	63318	4, 56, 59
549633	43, 110, 111, 113	63320	56, 57, 58, 59, 60, 61
549635	105	64025-16	106
550489	40, 41, 42, 44, 68, 71, 73, 78, 82, 85, 87, 88, 93, 94, 103, 104, 147, 149, 150	64123-211	128
550556	88, 104	64163-07	106
551436	105	64163-22	106
551437	105, 109	64187-03	128
551438	105, 109	64209-03	106, 120, 121, 128
551439	105, 109	64209-06	128
551440	105, 109	64220-01	128
552824	124	67891	47
552971	103	67919	47
553568	105	67920	47
553720	105, 110	67925	85
554011	40, 41, 44, 68, 70, 71, 104	67930	47
554119	68, 104	68121	47
554284	21, 25, 27, 81, 82	68122	47
554596	40, 41, 71	68123	47
554663	124	68124	47
554723	21	68527	6, 54, 57, 60, 63, 65, 66, 68, 71, 78
555771	43, 110, 111, 113, 114, 116, 117, 119, 129, 130, 131, 133, 134, 136	68530	7, 57, 60, 65, 66, 78
555846	66	68580	68
556416	88	68613	6, 54, 57, 60, 63, 65, 66, 67, 68, 71, 78
557376	110	68614	54, 57, 60, 63, 65, 66, 67, 68, 71, 78
557381	37, 110	68616	4, 56, 59, 63, 85
557519	110	68617	9, 58, 61, 63
557523	127	68626	4, 56, 59, 63, 85
557619	43, 110, 111, 113, 114, 116, 124, 125, 129, 130, 131, 133, 134	68627	9, 58, 61, 63
557759	41, 42, 43, 44, 81, 85, 87, 88, 89, 90, 92, 93, 94, 96, 97, 104, 105, 106, 108, 109, 127, 128, 150	68628	9, 58, 61
557772	41, 42, 43, 89, 90, 92, 96, 97, 109	68641	7, 54
557775	15, 17	68673	6, 54, 57, 60, 63, 65, 66, 68, 71, 78
558022	40, 68, 70, 104	69150	47
590623	54	69151	47
590628	54	69181	117
590667	54	800813	67
600653	38, 150	80109080	37
600997	38, 147, 150	818020	143
6114025	102	81-B054.BUF	102
62828	13	821814	142, 143, 147
62829	13	822049	150
62830	13	824573	106
62831	13	825619	43, 120
62832	13	826000	72, 128, 147
62833	13	826284	150
62834	13	829754	142
62835	13	830139	142
62836	13	830366	150
62837	13	833038	72, 128
		833851	72
		834973	142, 145
		835062	143

Part Number	Page(s)	Part Number	Page(s)
835063	143	AT3600-TAK	45
835567	143	AT40001	45
835825	143, 147	AT40002	45
836621	72, 73	AT40003	45
836695	147, 150	AT40004	45
836729	143	AT40005	45
836820	143	AT40022	45
836892	128, 129	AT40031	45
837295	72, 150	JAC5000	45
837303	150	JAC5001-1	45
838007	103	JAC5001-2	45
838140	32	JAC5001-3	45
838323	145	JAC5001-4	45
839063	67, 72, 73	JAC5001-5	45
839064	67	JAC5001-6	45
839065	67	JAC5001A	45
839373	67	JAC5001H	45
839406	72	JAC5005	45
839466	37	JAC5012	45
839502	67	JAC5015	45
839780	67	JAC5016	45
840002	72, 73	JAC5021	45
840160	41	JAC5027	45
840506	41	JAC5031	45
841027	147	JAC5050	45
841538	67	JAC5051	45
841966	38, 147	JAC5052	45
842502	142	JAC5053	45
842504	142	JAC5061	45
842506	73, 75, 103	JAC5062	45
842511	103	JAC5070	45
842512	103	JAC5076	45
842513	142	JAC5079	45
842515	103	JAC5081	45
842774	147, 150	JAC5084	45
842983	36	JAC5085	45
843167	142, 150	JAC5093	45
843401	72	JAC5094	45
843581	150	JAC5097	45
843816	72	JAC5097-1	45
845000	67	JAC5099	45
845279	17, 59, 60, 61, 72, 73, 78	JAC5100	45
845280	72, 73	JAC5101	45
885249	41, 44, 93, 94, 106, 147, 149	JAC5102	45
888348	143	JAC5103	45
888921	103	JAC5104	45
891272	103	JAC5105	45
891609	103	JAC5106	45
891956	143	JAC5107	46
892677	67	JAC5108	45
892868	67	JAC5109	46
893067	147, 150	JAC5110	46
893182	72	JAC5111	46
893288	143	JAC5112	46
893378	67	JAC5114	46
893419	67	JAC5115	46
893602	150	JAC5116	46
894308	150	JAC5121	45
894521	72	JAC5122	45
894930	147, 150	JACCU40012	46
895113	147, 150	KL100017	46
897180	67	KL100018	46
AT1006	45	KL100019	46
AT3391	45	KL100020	46
AT3600	45	KL100021	46
AT3600-10	45	KL22020	46
AT3600-5	45	LMAC135	121

Part Number	Page(s)
LMAC182	47
PJH1054	127, 129, 130, 133, 136
PL7540	105, 109
W178121	37



YOU PUT LESS INTO IT. YOU GET MORE OUT OF IT.

When we say no hydraulics, we mean it. Whether it's gas, hybrid or all-electric, the ECLIPSE®322 is absolutely 100% hydraulic free. Never replace a hose or clean up a spill again. Less waste. Less maintenance. More savings for you. Guaranteed!



NEW

Optional 3-wheel drive model offers superior climbing ability on tees, approaches and fairways. A 3-wheel drive upgrade kit is available for existing 2-wheel drive models.


JACOBSEN®

1.888.922.TURF | www.jacobsen.com

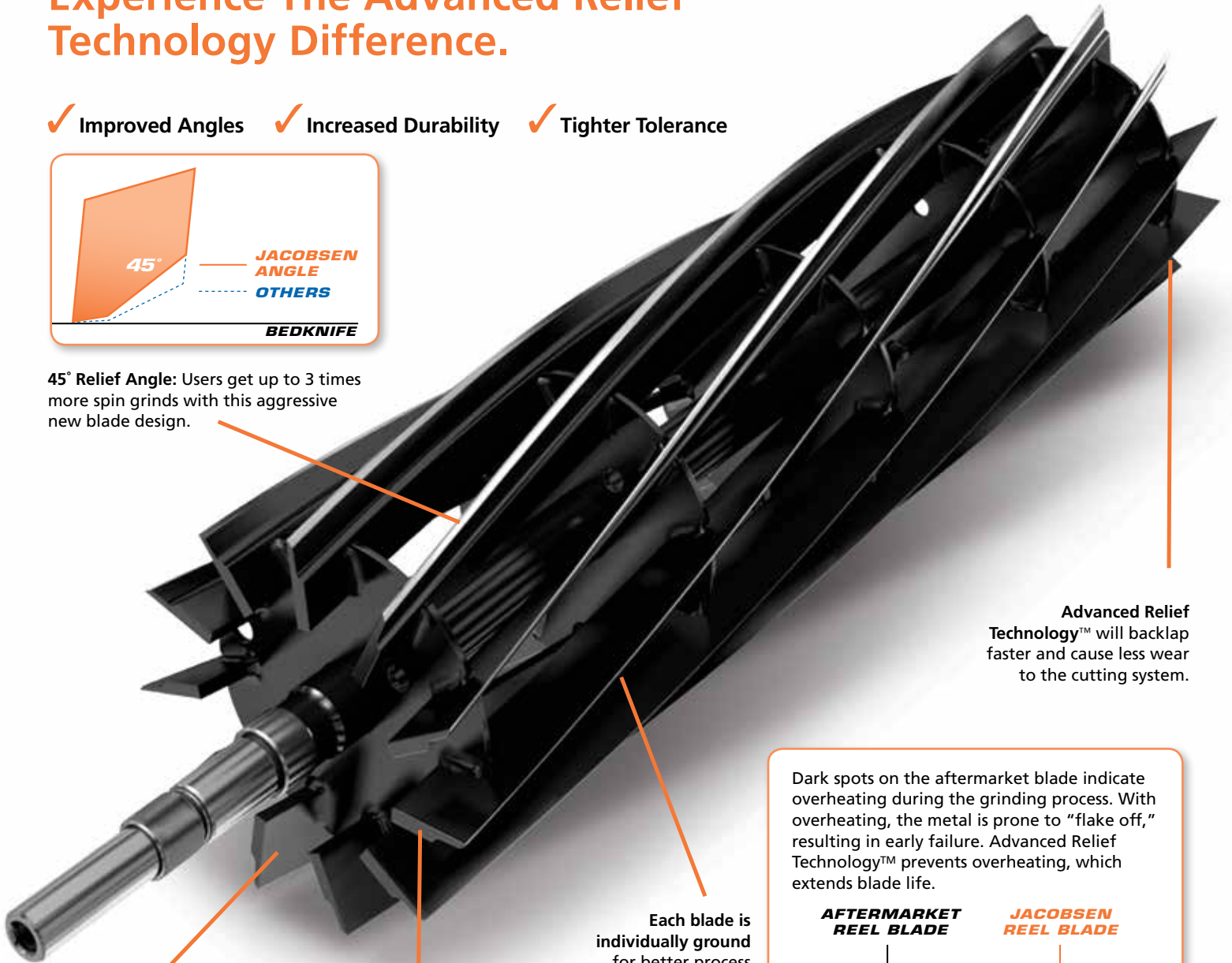
CLASSIC XP™ REELS

Experience The Advanced Relief Technology Difference.

- ✓ Improved Angles
- ✓ Increased Durability
- ✓ Tighter Tolerance



45° Relief Angle: Users get up to 3 times more spin grinds with this aggressive new blade design.



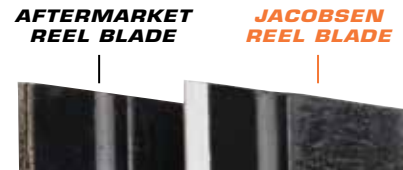
Advanced Relief Technology™ will backlap faster and cause less wear to the cutting system.

High quality of cut is maintained for longer periods of time due to superior run-out.

Each blade is individually ground for better process control and consistency in quality of cut.

Jacobsen reels are flat to the bedknife to less than .001 inch.

Dark spots on the aftermarket blade indicate overheating during the grinding process. With overheating, the metal is prone to "flake off," resulting in early failure. Advanced Relief Technology™ prevents overheating, which extends blade life.



For more information about Jacobsen reels, call 1.888.922.TURF or visit www.jacobsen.com